

US00D840649S

(12) **United States Design Patent** (10) **Patent No.:** **US D840,649 S**
De Biase (45) **Date of Patent:** **** Feb. 19, 2019**

(54) **SOLE FOR FOOTWEAR**
(71) Applicant: **J. Choo Limited**, London (GB)
(72) Inventor: **Corrado De Biase**, Paris (FR)
(73) Assignee: **J. Choo Limited**, London (GB)
(**) Term: **15 Years**
(21) Appl. No.: **29/588,612**

(22) Filed: **Dec. 21, 2016**
(30) **Foreign Application Priority Data**

Jun. 24, 2016 (EM) 003237841-0009
(51) **LOC (11) Cl.** **02-04**
(52) **U.S. Cl.**
USPC **D2/957**; D2/947; D2/951; D2/953;
D2/960

(58) **Field of Classification Search**
USPC D2/902, 906, 908, 916, 918, 925,
D2/946-962, 977; 36/3 B, 22 R, 24.5,
36/25 R, 28, 32 R, 34 R, 59 C, 67 A, 103
CPC A43B 13/00; A43B 13/02; A43B 13/023;
A43B 13/026; A43B 13/04; A43B 13/08;
A43B 13/10; A43B 13/12; A43B 13/14;
A43B 13/141; A43B 13/143; A43B
13/16; A43B 13/18; A43B 13/181; A43B
13/187; A43B 13/189; A43B 13/20; A43B
13/22; A43B 13/223; A43B 13/24; A43B
13/28; A43B 13/30; A43B 13/32; A43B
13/34; A43B 13/36
See application file for complete search history.

(56) **References Cited**
U.S. PATENT DOCUMENTS
D296,041 S * 6/1988 Le D2/954
D340,797 S * 11/1993 Pallera D2/960

6,205,682 B1 * 3/2001 Park A43B 13/20
36/28
D499,239 S * 12/2004 Burg D2/953
D518,284 S * 4/2006 Chen D2/977
7,395,614 B1 7/2008 Bailey, Sr. et al.
D606,733 S * 12/2009 McClaskie D2/951
D607,190 S * 1/2010 McClaskie D2/951
D636,571 S 4/2011 Avar
D645,649 S * 9/2011 McClaskie D2/951
D659,364 S * 5/2012 Jolicoeur D2/951
D676,652 S * 2/2013 Holloway D3/232
D724,831 S 3/2015 D'Arienzo
D728,910 S * 5/2015 Hansen A43B 13/203
D2/951
D732,811 S 6/2015 D'Arienzo
D733,415 S 7/2015 D'Arienzo
D762,123 S * 7/2016 de Baschmakoff D9/418
D765,961 S * 9/2016 McClaskie A43B 17/006
D2/948
D770,742 S * 11/2016 Reiser D2/947

(Continued)

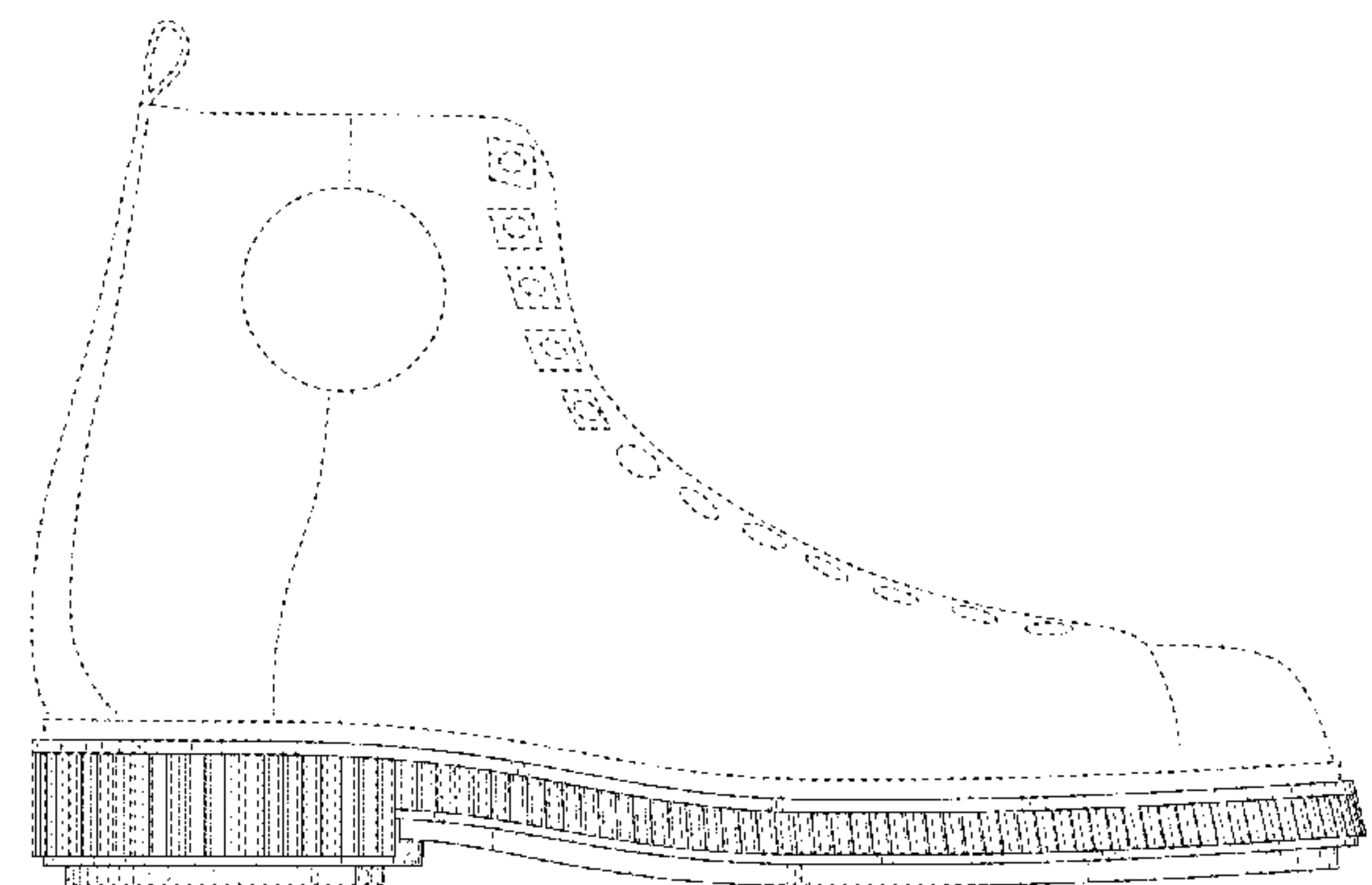
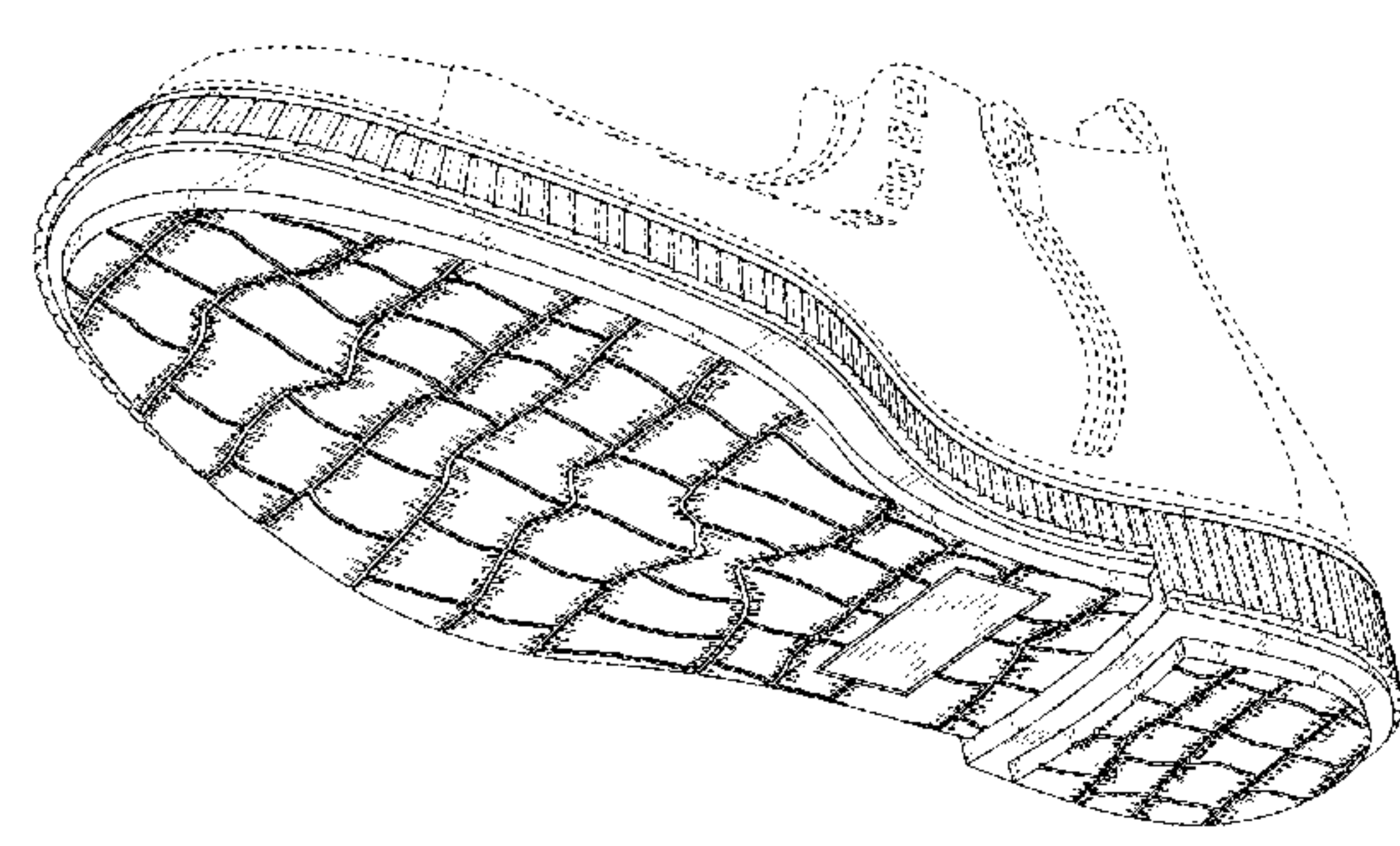
Primary Examiner — T Chase Nelson
(74) *Attorney, Agent, or Firm* — Fross Zelnick Lehrman
& Zissu, P.C.; Lawrence E. Apolzon, Esq.

(57) **CLAIM**
The ornamental design for a sole for footwear, as shown and
described.

DESCRIPTION

FIG. 1 is a front perspective view of a sole for footwear
showing my new design;
FIG. 2 is a left side view thereof;
FIG. 3 is a right side view thereof;
FIG. 4 is a front view thereof;
FIG. 5 is a back view thereof;
FIG. 6 is a top view thereof; and,
FIG. 7 is a bottom view thereof.
The broken line showing of the upper, zipper, grommets, and
portions of the sole in the drawings shows unclaimed subject
matter.

1 Claim, 6 Drawing Sheets



(56)

References Cited

U.S. PATENT DOCUMENTS

D774,288	S	*	12/2016	Pina	D2/908
D775,794	S	*	1/2017	Stovall	D2/897
D776,419	S	*	1/2017	VanHook	D2/947
D793,680	S	*	8/2017	Lee	D2/947
D801,661	S	*	11/2017	Nethongkome	D2/960
D807,622	S	*	1/2018	Bikowsky	D2/951
D814,758	S	*	4/2018	Truelsen	D2/959
2001/0008053	A1		7/2001	Belli		
2002/0050077	A1		5/2002	Wang et al.		
2017/0202301	A1*		7/2017	Amis	A43B 17/006
2017/0224053	A1*		8/2017	Truelsen	A43B 13/223
2017/0303638	A1*		10/2017	Gishifu	A43B 13/203

* cited by examiner

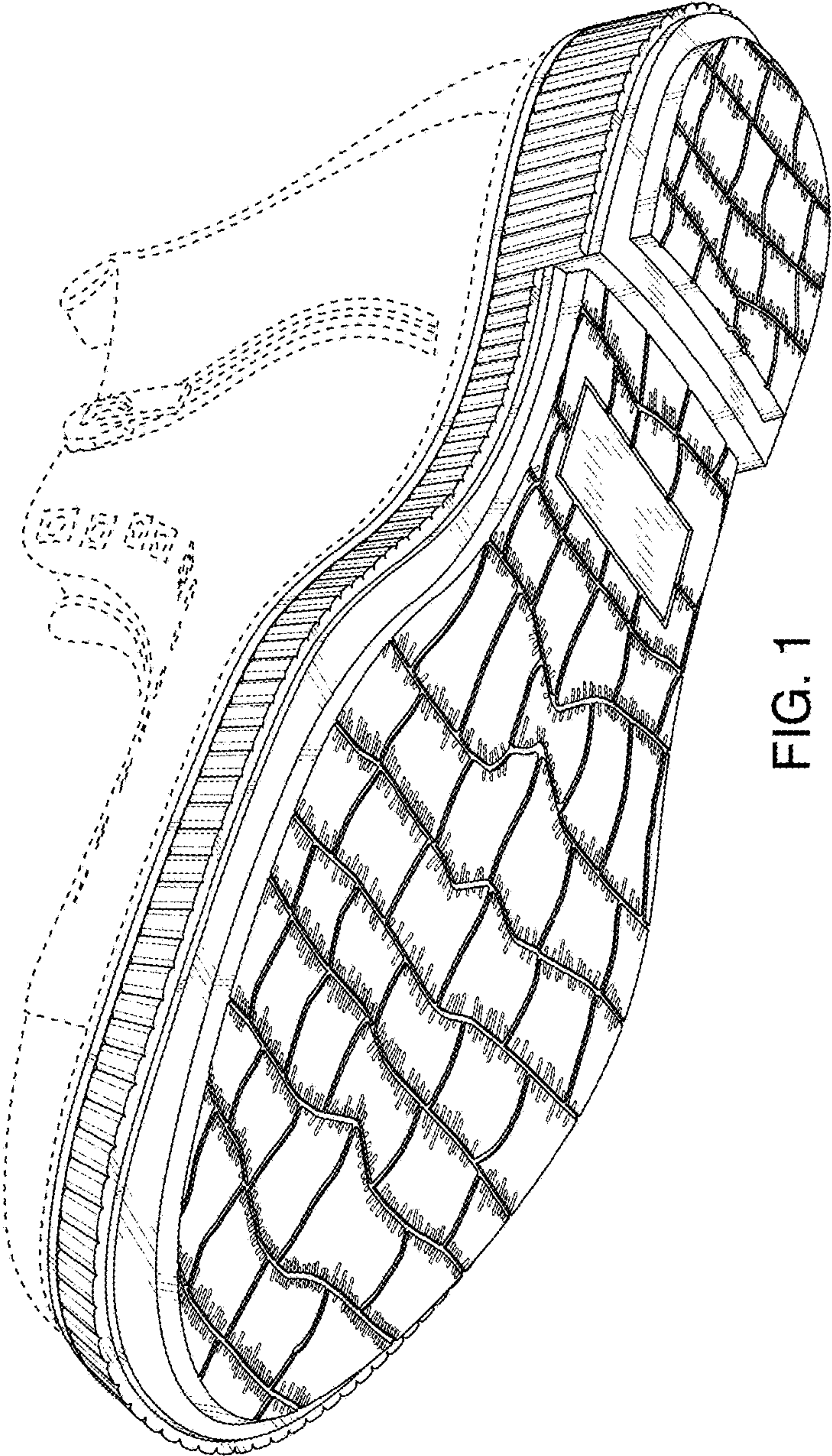


FIG. 1

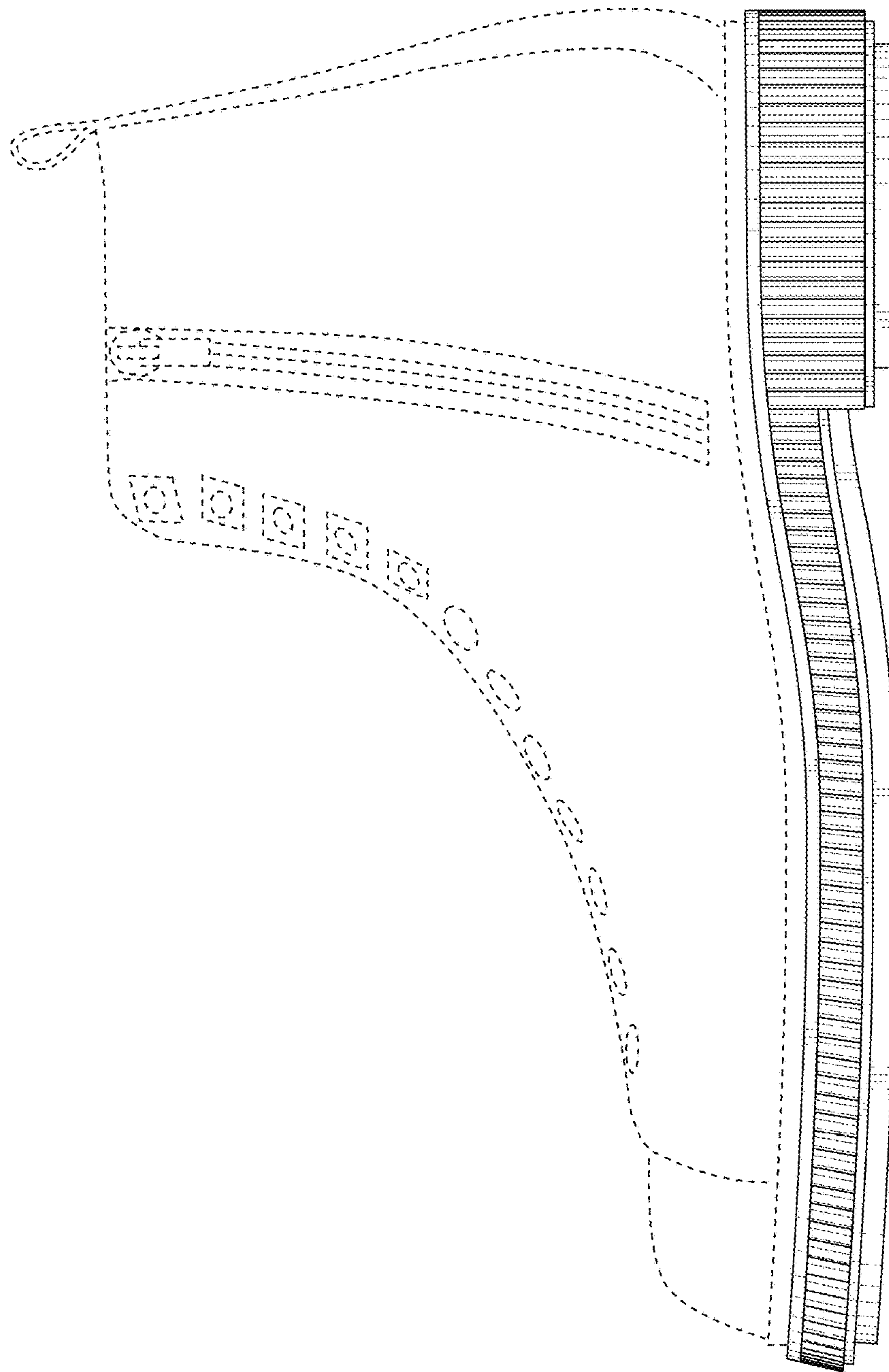


FIG. 2

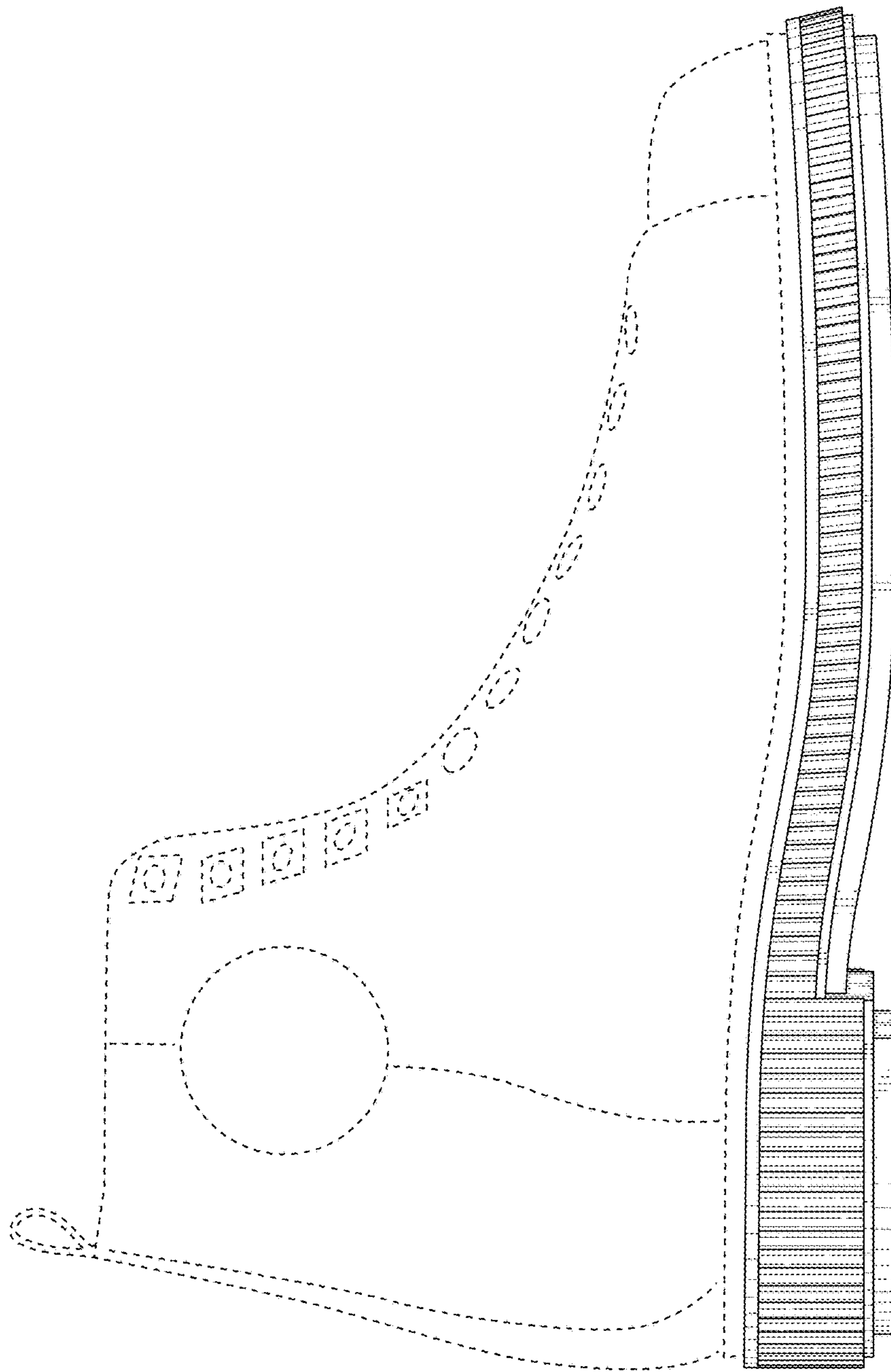


FIG. 3

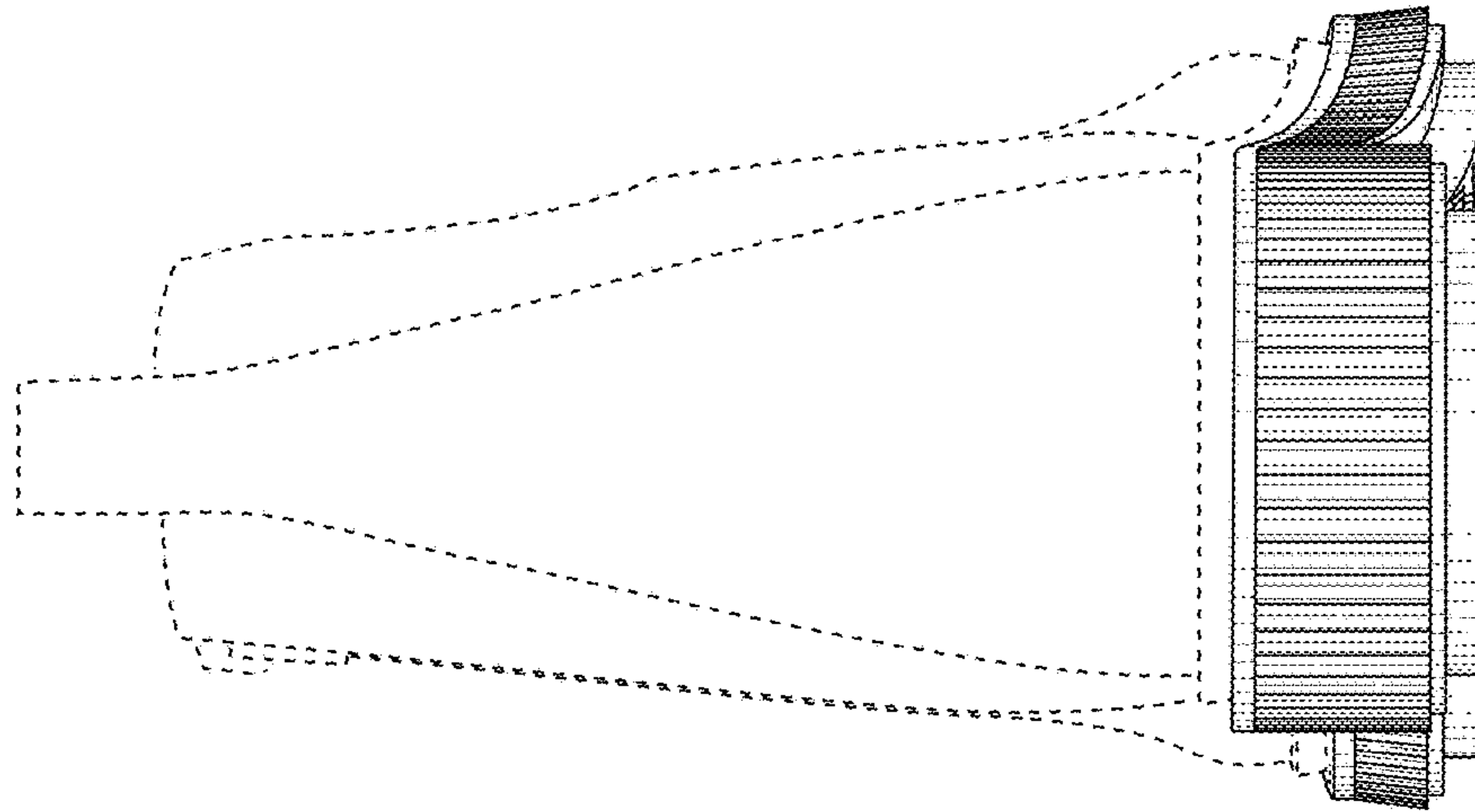


FIG. 5

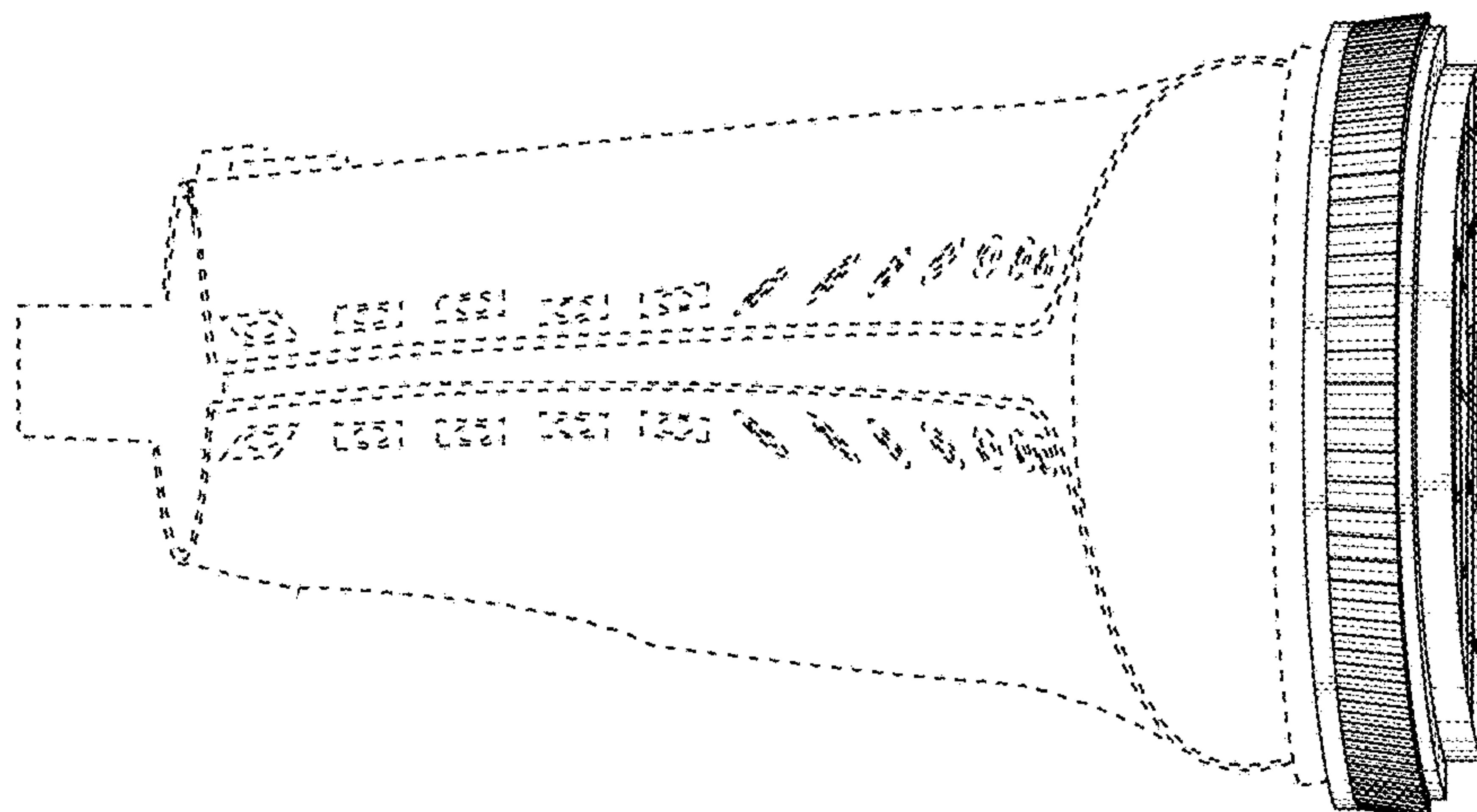


FIG. 4

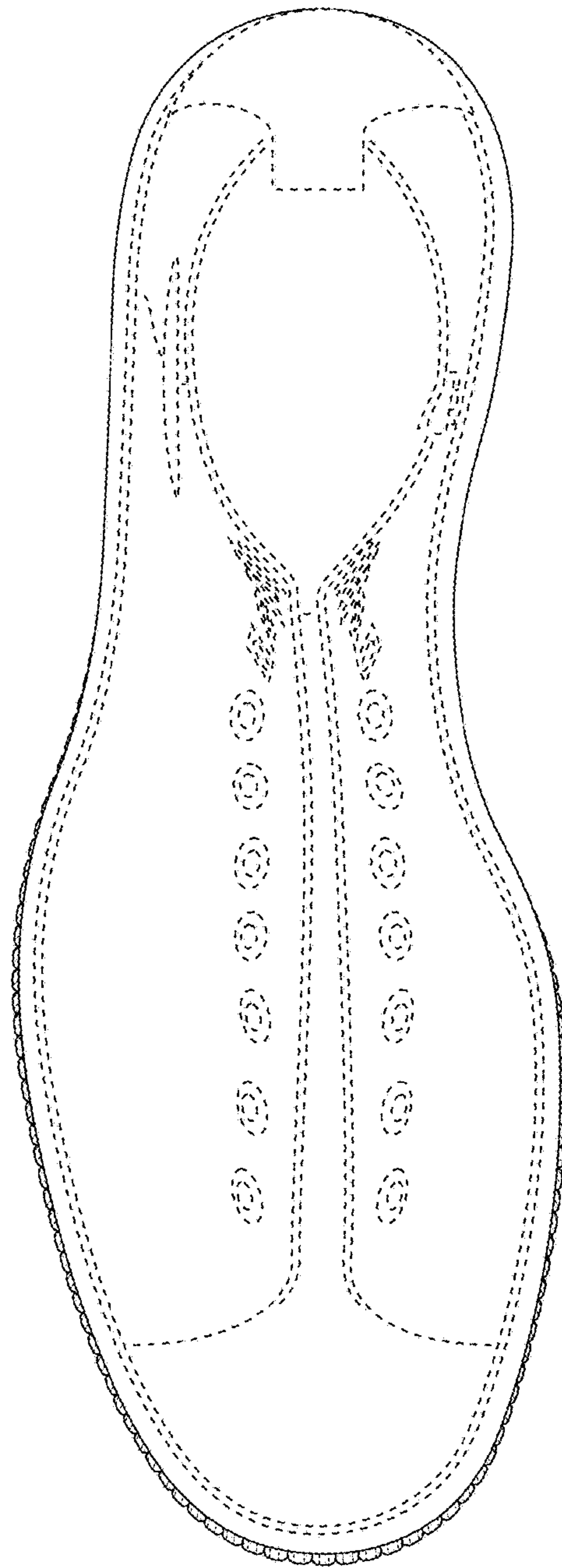


FIG. 6

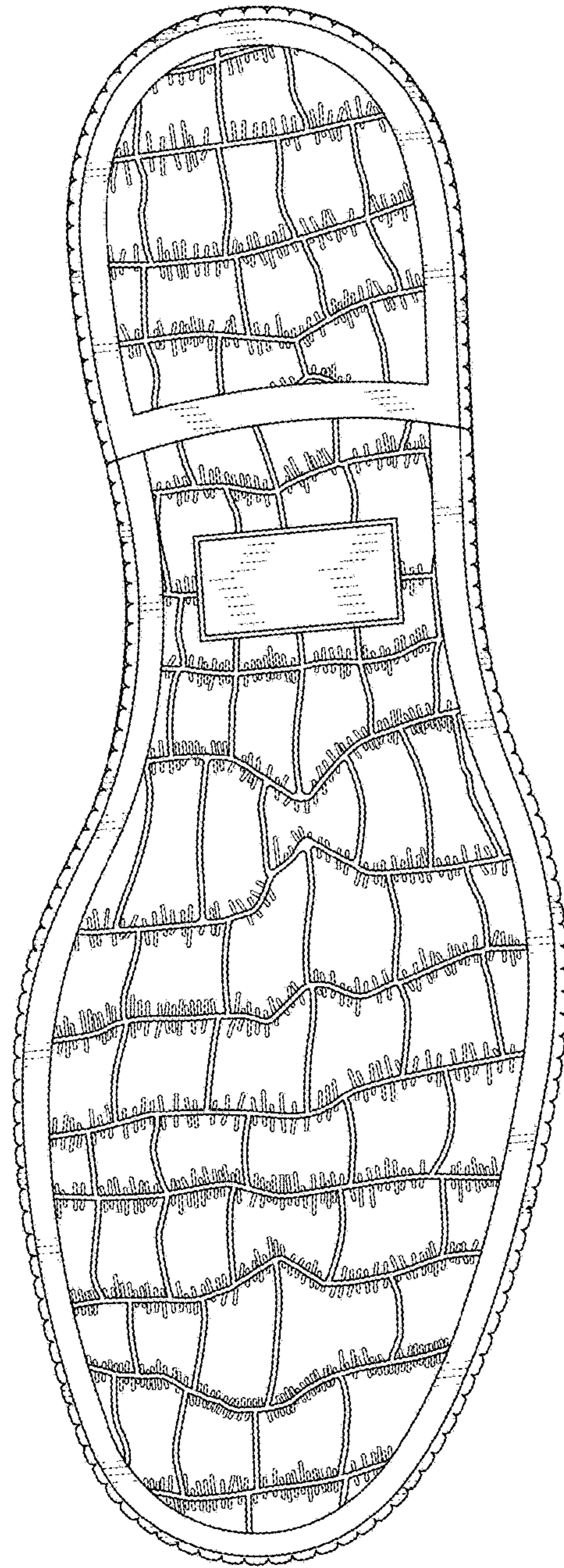


FIG. 7