

US00D840636S

(12) **United States Design Patent** (10) **Patent No.:** **US D840,636 S**  
**Goodman** (45) **Date of Patent:** **\*\* Feb. 19, 2019**

(54) **INTER-CHANGEABLE TOP PANEL SLEEPING BAG**

(71) Applicant: **Sarentony, LLC**, Elmont, NY (US)

(72) Inventor: **Stephen Goodman**, New York, NY (US)

(73) Assignee: **Sarentony, LLC**, Elmont, NY (US)

(\*\*) Term: **15 Years**

(21) Appl. No.: **29/588,111**

(22) Filed: **Dec. 19, 2016**

(51) **LOC (11) Cl.** ..... **02-01**

(52) **U.S. Cl.**  
USPC ..... **D2/719**

(58) **Field of Classification Search**  
USPC ..... D2/719, 718, 700; D6/589, 595, 596, D6/598, 601-603, 617  
CPC ..... A47G 9/086; A47G 9/08  
See application file for complete search history.

(56) **References Cited**

U.S. PATENT DOCUMENTS

D348,348 S *	7/1994	Lawson	.....	D2/719
D365,485 S *	12/1995	Rossman	.....	D6/596
D373,453 S *	9/1996	Mele	.....	D2/719
D377,879 S *	2/1997	Walden	.....	D6/595
D378,870 S *	4/1997	Phillips	.....	D2/719
D401,736 S *	12/1998	Shaw	.....	D2/719
D416,123 S *	11/1999	Hwang	.....	D2/700
D420,780 S *	2/2000	Cox	.....	D2/700
D458,730 S *	6/2002	Jeong	.....	D2/719
D461,032 S *	8/2002	Epperson	.....	D2/719
D484,672 S *	1/2004	McCray	.....	D2/719
D489,929 S *	5/2004	Sherk	.....	D6/604
D504,552 S *	5/2005	Michaelis	.....	D2/719
D513,657 S *	1/2006	Jaskuloski	.....	D2/719
D530,135 S *	10/2006	Lau	.....	D6/595
D546,612 S *	7/2007	Makin	.....	D6/595

D571,594 S *	6/2008	Klepy	.....	D6/595
D623,379 S *	9/2010	Dunson	.....	D2/719
D643,182 S *	8/2011	Harris	.....	D2/719
D644,820 S *	9/2011	Dunson	.....	D2/719
D666,862 S *	9/2012	Edery	.....	D6/602
D737,023 S *	8/2015	Tolbert	.....	D2/719
D739,119 S *	9/2015	Tyler	.....	D2/719

\* cited by examiner

*Primary Examiner* — Michelle E. Wilson

*Assistant Examiner* — Clese Moore, Jr.

(74) *Attorney, Agent, or Firm* — George R. McGuire; Bond, Schoeneck & King, PLLC

(57) **CLAIM**

The ornamental design for an inter-changeable top panel sleeping bag, as shown and described.

**DESCRIPTION**

FIG. 1 is a perspective view of an inter-changeable top panel sleeping bag, wherein the dog design is shown in broken lines for environment that forms no part of the claimed design;

FIG. 2 is an exploded perspective view thereof;

FIG. 2A is a bottom plan view of the top sheet of the inter-changeable top panel sleeping bag taken along view-line 2A-2A of FIG. 2;

FIG. 2B is a top plan view of the base section of the inter-changeable top panel sleeping bag taken along view line 2B-2B of FIG. 2;

FIG. 3 is a top plan view of the inter-changeable top panel sleeping bag;

FIG. 4 is a bottom plan view thereof;

FIG. 5 is a first side elevation view thereof;


FIG. 6 is a second side elevation view thereof;

FIG. 7 is front elevation view thereof;

FIG. 8 is a rear elevation view thereof; and,

FIG. 9 is a perspective view of the base section of the inter-changeable top panel sleeping bag.

**1 Claim, 9 Drawing Sheets**



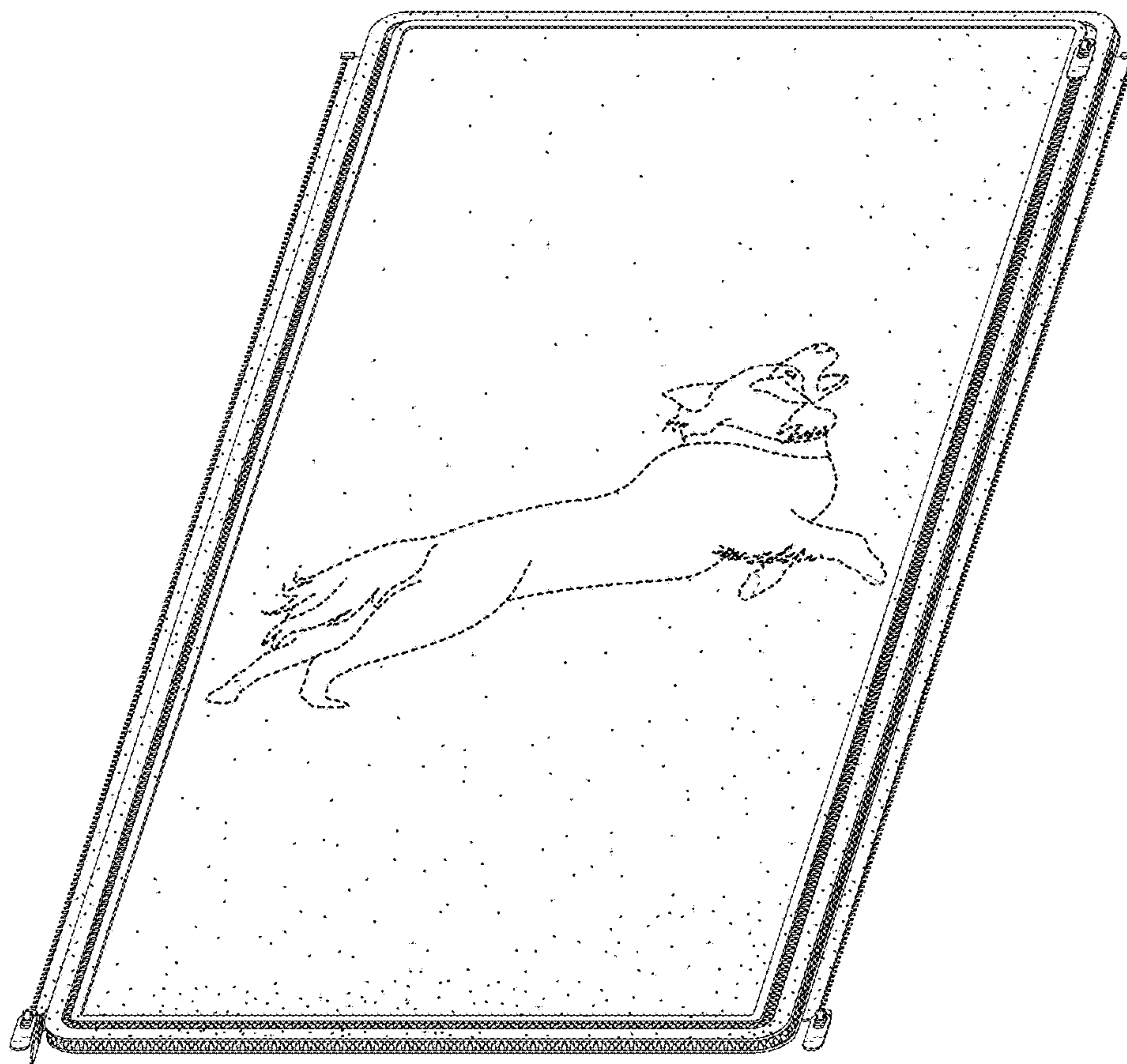


FIG. 1

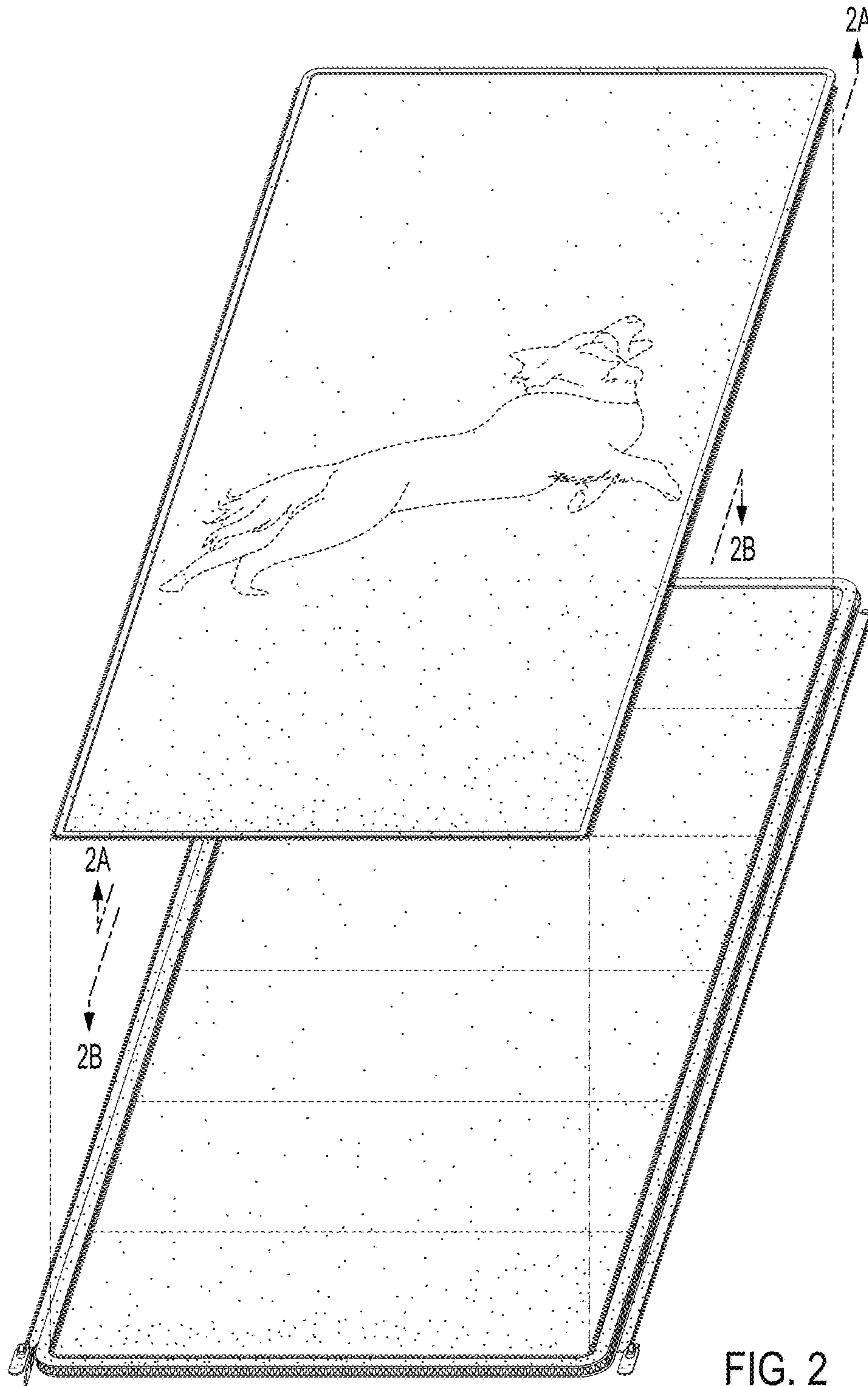


FIG. 2






FIG. 2A




FIG. 2B




FIG. 3

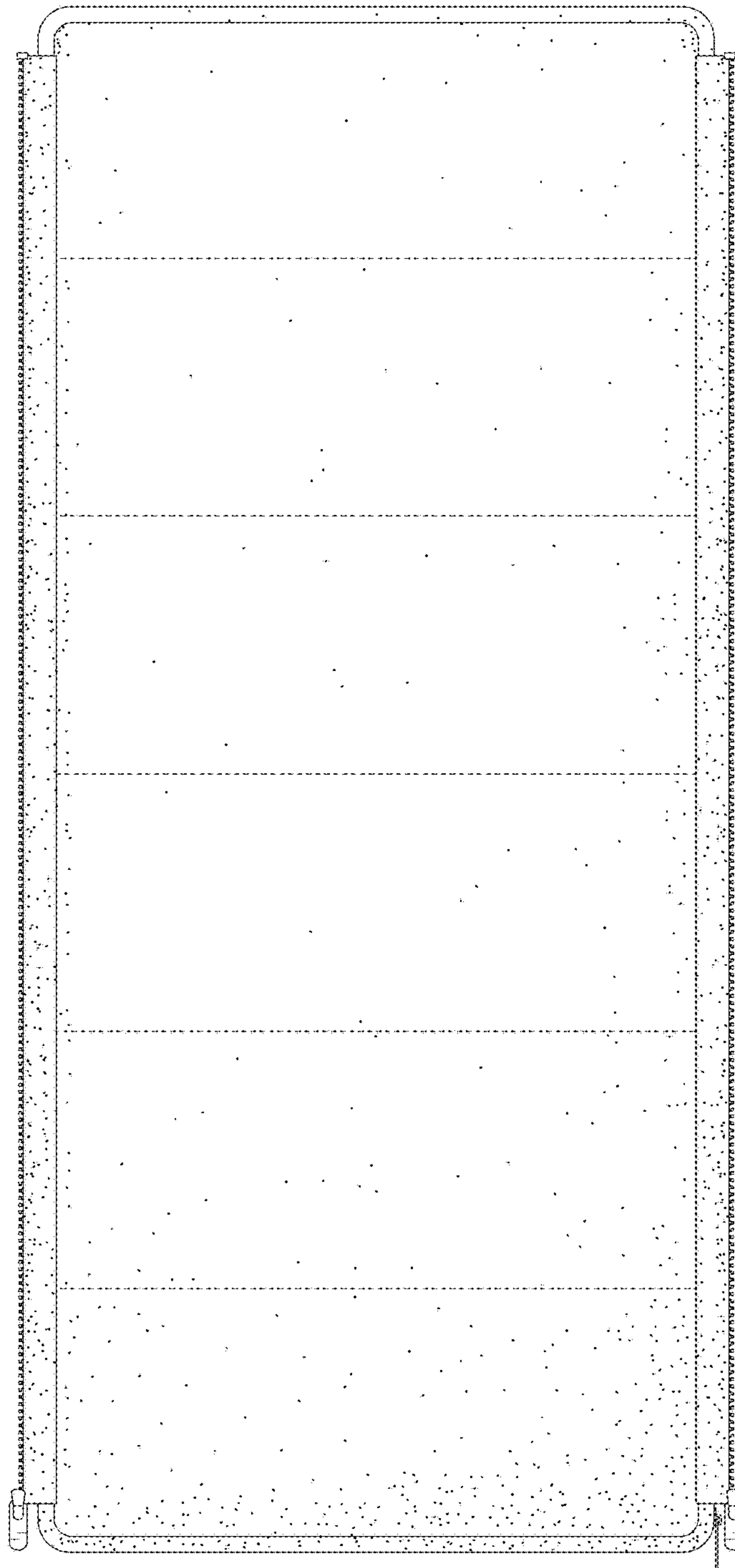


FIG. 4




FIG. 5



FIG. 6





FIG. 7



FIG. 8

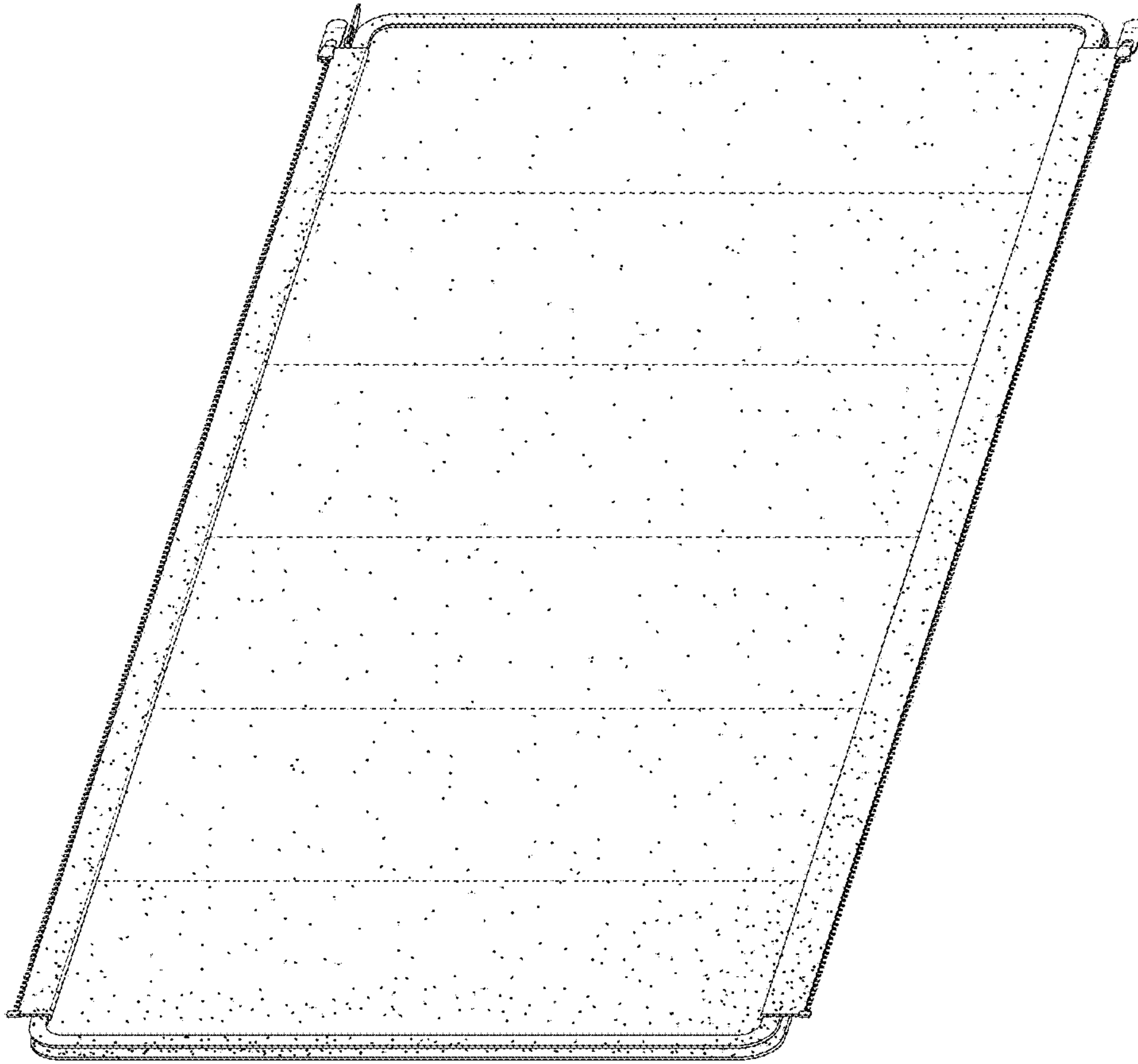


FIG. 9