



US00D840622S

(12) **United States Design Patent**
Stewart et al.

(10) **Patent No.:** **US D840,622 S**
(45) **Date of Patent:** **** Feb. 12, 2019**

(54) **THUMB SCRAPER**

- (71) Applicant: **Fusionbrands LLC**, West Chester, PA (US)
- (72) Inventors: **Stephen Kraigh Stewart**, Pittsford, NY (US); **Anna Marie Stewart**, Pittsford, NY (US)
- (73) Assignee: **Fusionbrands LLC**, West Chester, PA (US)

(**) Term: **15 Years**

(21) Appl. No.: **29/610,701**

(22) Filed: **Jul. 14, 2017**

(51) **LOC (11) Cl.** **07-05**

(52) **U.S. Cl.**
USPC **D32/46**

(58) **Field of Classification Search**
USPC D32/40-46; D8/1-14, 80, 94, 107;
D4/127, 130-132, 134-135, 138, 199
CPC .. A46B 13/02; A47J 37/07; A47L 1/16; A47L
13/02; B60S 3/04; B60S 1/38
See application file for complete search history.

(56) **References Cited**

U.S. PATENT DOCUMENTS

| | | | | | |
|-----------|-----|---------|-----------|-------|------------|
| 1,910,087 | A * | 5/1933 | Charlton | | B27G 17/04 |
| | | | | | 30/171 |
| 2,331,676 | A * | 10/1943 | Hansen | | A47L 13/08 |
| | | | | | 15/236.05 |
| D274,566 | S * | 7/1984 | Osterman | | D32/48 |
| D287,093 | S * | 12/1986 | Ryan | | D32/46 |
| D301,973 | S * | 7/1989 | Parella | | D8/349 |
| D302,880 | S * | 8/1989 | Terry | | D32/46 |
| D303,860 | S * | 10/1989 | Iten | | D32/48 |
| 5,072,486 | A * | 12/1991 | Guarascio | | A47L 13/02 |
| | | | | | 15/236.01 |
| D353,239 | S * | 12/1994 | Briscoe | | D3/210 |
| D364,718 | S * | 11/1995 | Reuss | | D32/46 |

(Continued)

FOREIGN PATENT DOCUMENTS

JP D1473147 * 6/2013

OTHER PUBLICATIONS

Amazon.com: Fusionbrands 8118-SET2 Thumb Scraper Small Task Tool, reviews Dec. 2017, https://www.amazon.com/Fusionbrands-8118-SET2-Thumb-Scraper-Snnall/dp/B075M8ZBZP/ref=cm_cr_ar_p_d_product_top?ie=UTF8, site visited Sep. 4, 2018 (Year: 2017).*

(Continued)

Primary Examiner — John Windmuller

Assistant Examiner — John R Yeh

(74) *Attorney, Agent, or Firm* — Mintz, Levin, Cohn, Ferris, Glovsky and Popeo, P.C.

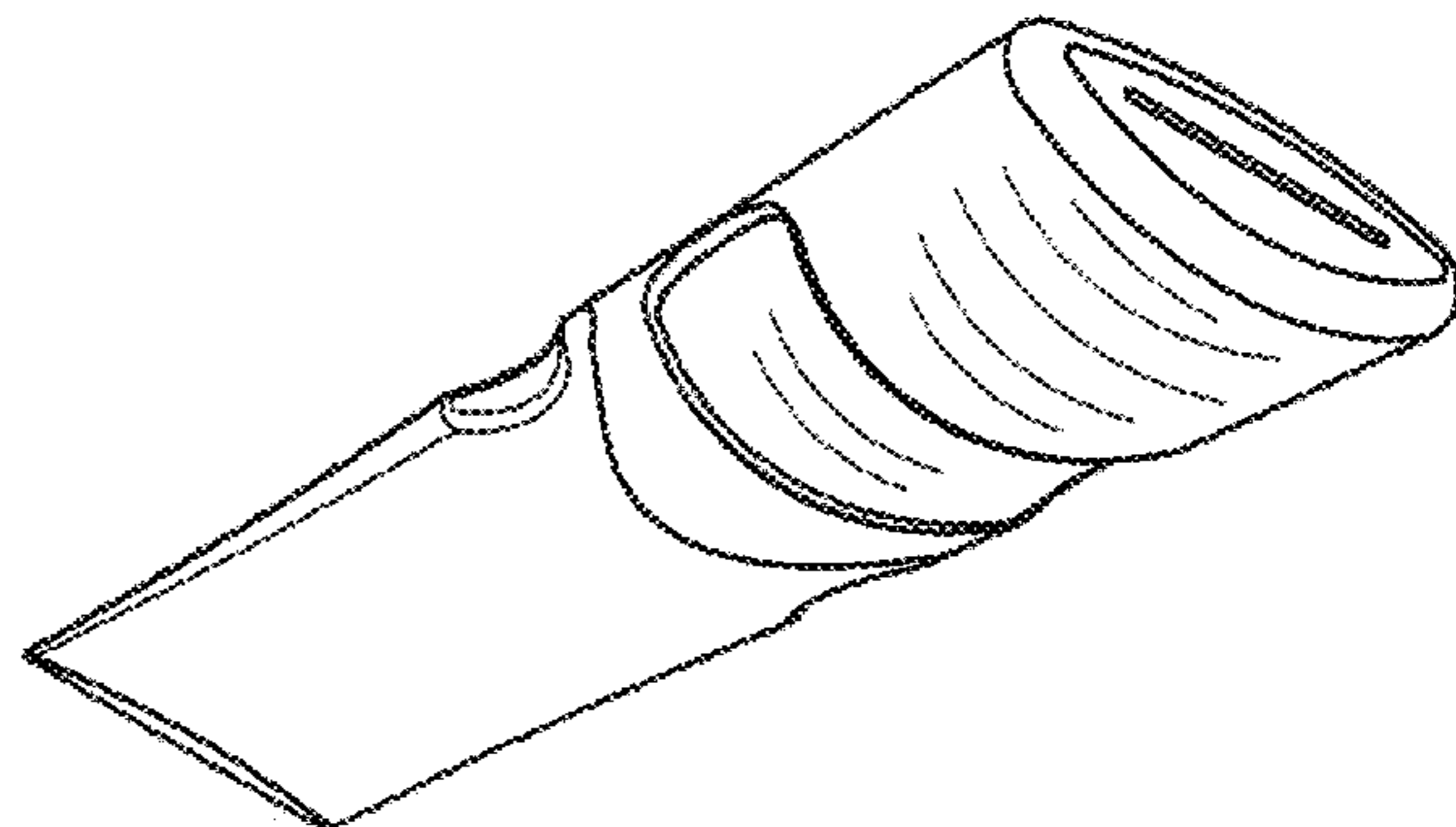
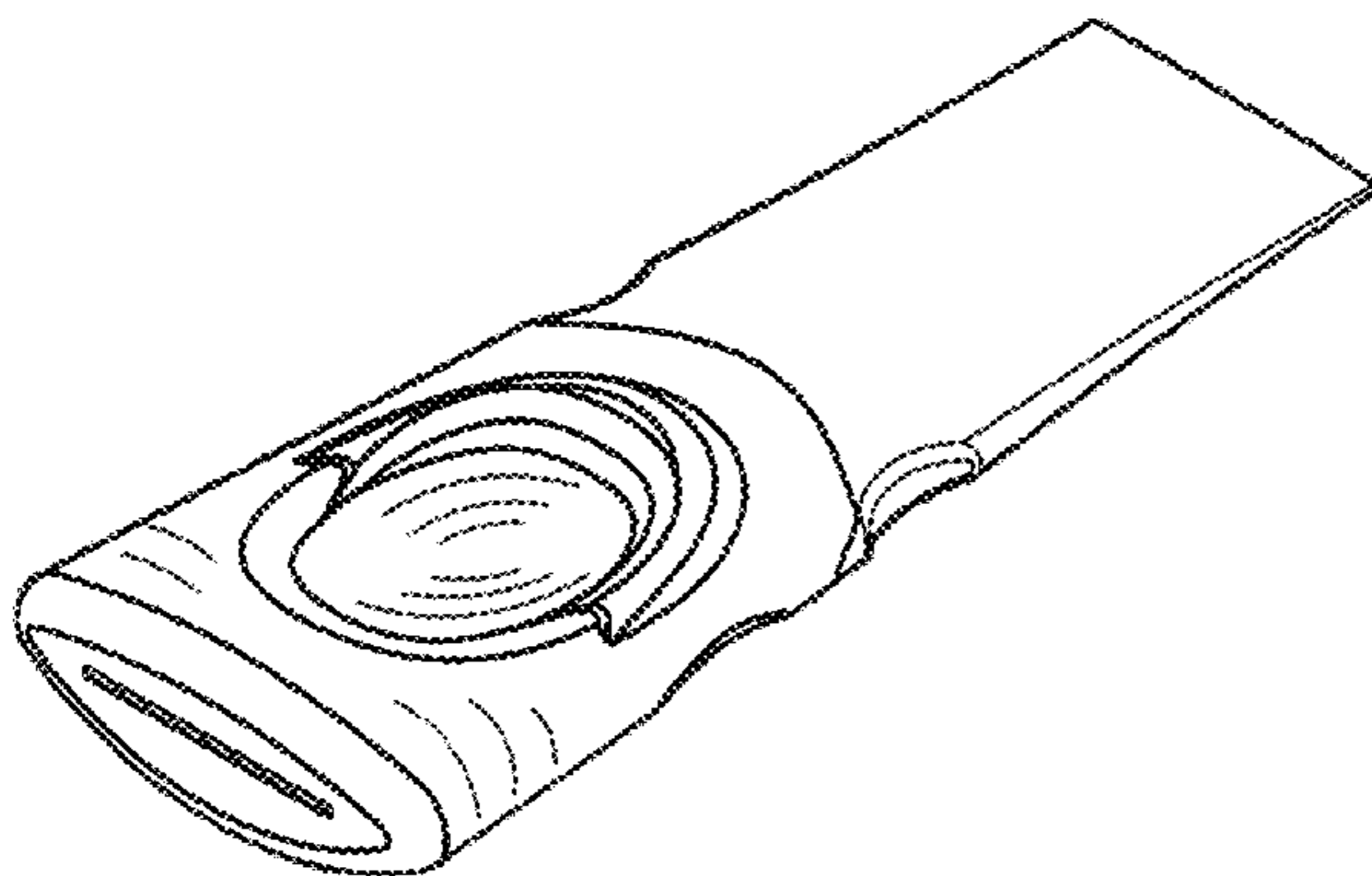
(57) **CLAIM**

The ornamental design for a thumb scraper, as shown and described.

DESCRIPTION

FIG. 1 is a top perspective view of a thumb scraper showing our new design;
 FIG. 2 is a bottom perspective view of the thumb scraper of FIG. 1;
 FIG. 3 is a top plan view of the thumb scraper of FIG. 1;
 FIG. 4 is a bottom plan view of the thumb scraper of FIG. 1;
 FIG. 5 is a side view of the thumb scraper of FIG. 1;
 FIG. 6 is an alternate side view of the thumb scraper of FIG. 1;
 FIG. 7 is a handle end view of the thumb scraper of FIG. 1; and,
 FIG. 8 is a scraper end view of the thumb scraper of FIG. 1.
 Any broken line illustration of environmental structure in the drawings is for illustrative purposes only and forms no part of the claimed design.

1 Claim, 8 Drawing Sheets



(56)

References Cited

U.S. PATENT DOCUMENTS

D379,256 S * 5/1997 Tipp D32/46
D403,814 S * 1/1999 Stanford D3/208
6,009,590 A * 1/2000 Stanford A44B 15/005
15/236.01
6,732,395 B2 * 5/2004 Gringer A47L 13/022
15/105
D516,720 S * 3/2006 Gwen D24/147
D537,589 S * 2/2007 Huddleston D32/47
D537,591 S * 2/2007 Gringer D32/46
D551,818 S * 9/2007 Rongotes D32/46
D573,863 S * 7/2008 Arvinte D32/48
D664,318 S * 7/2012 Thompson D32/46
D677,847 S * 3/2013 Thompson D32/46

OTHER PUBLICATIONS

Great Lakes Ice Scraper—Custom Printed Great Lakes Ice Scraper, website 2018, https://www.motivators.com/...ctsample=yes&gclid=CjwKCAjw2rjcBRBuEiwAheKeL34fHjXVdELA247h5dBe6blxjKk1EmTguOjsSjCzMeawO8dJtc-2UxoCAS4QAvD_BwE, site visited Sep. 4, 2018 (Year: 2018).*

* cited by examiner

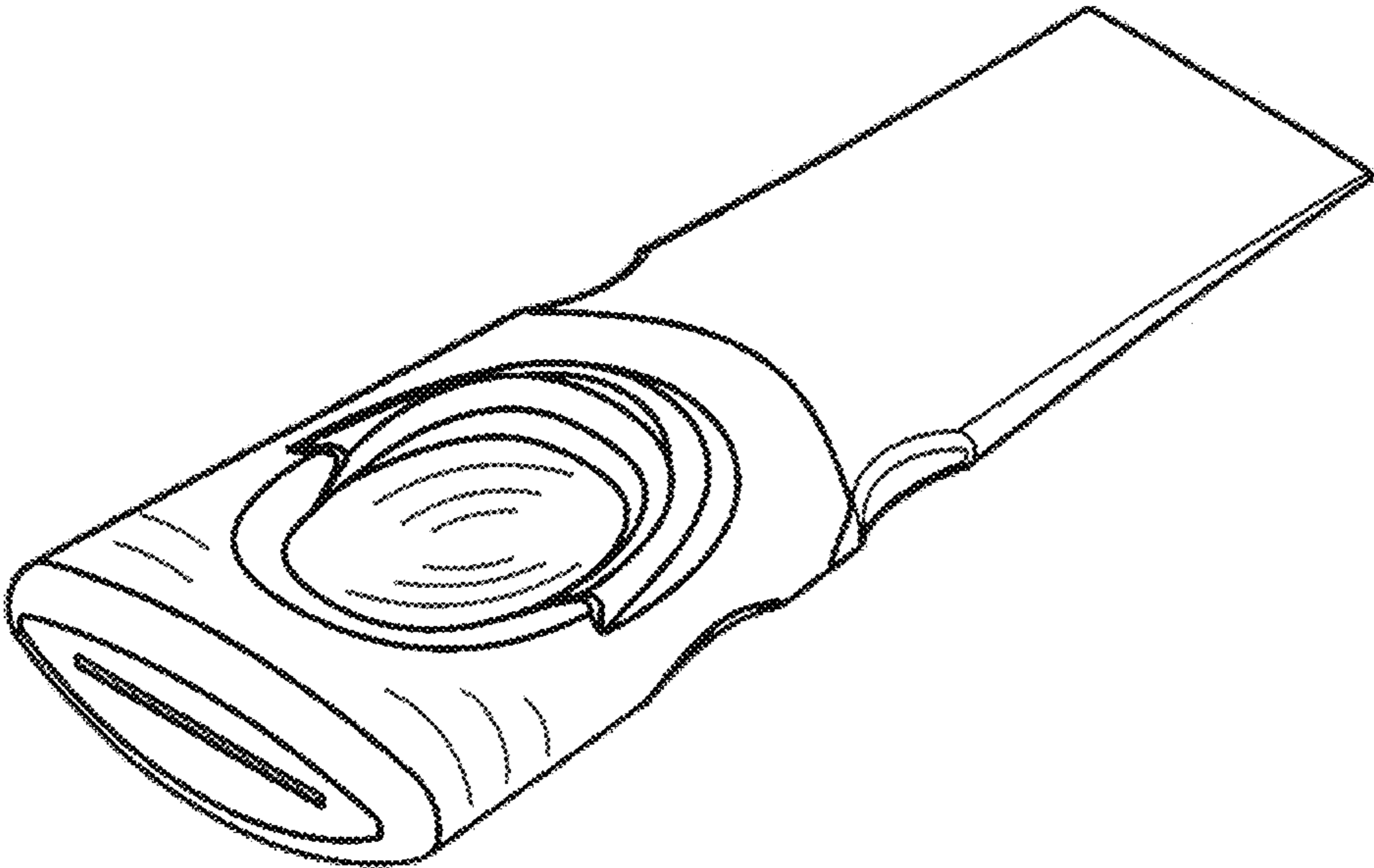


Fig. 1

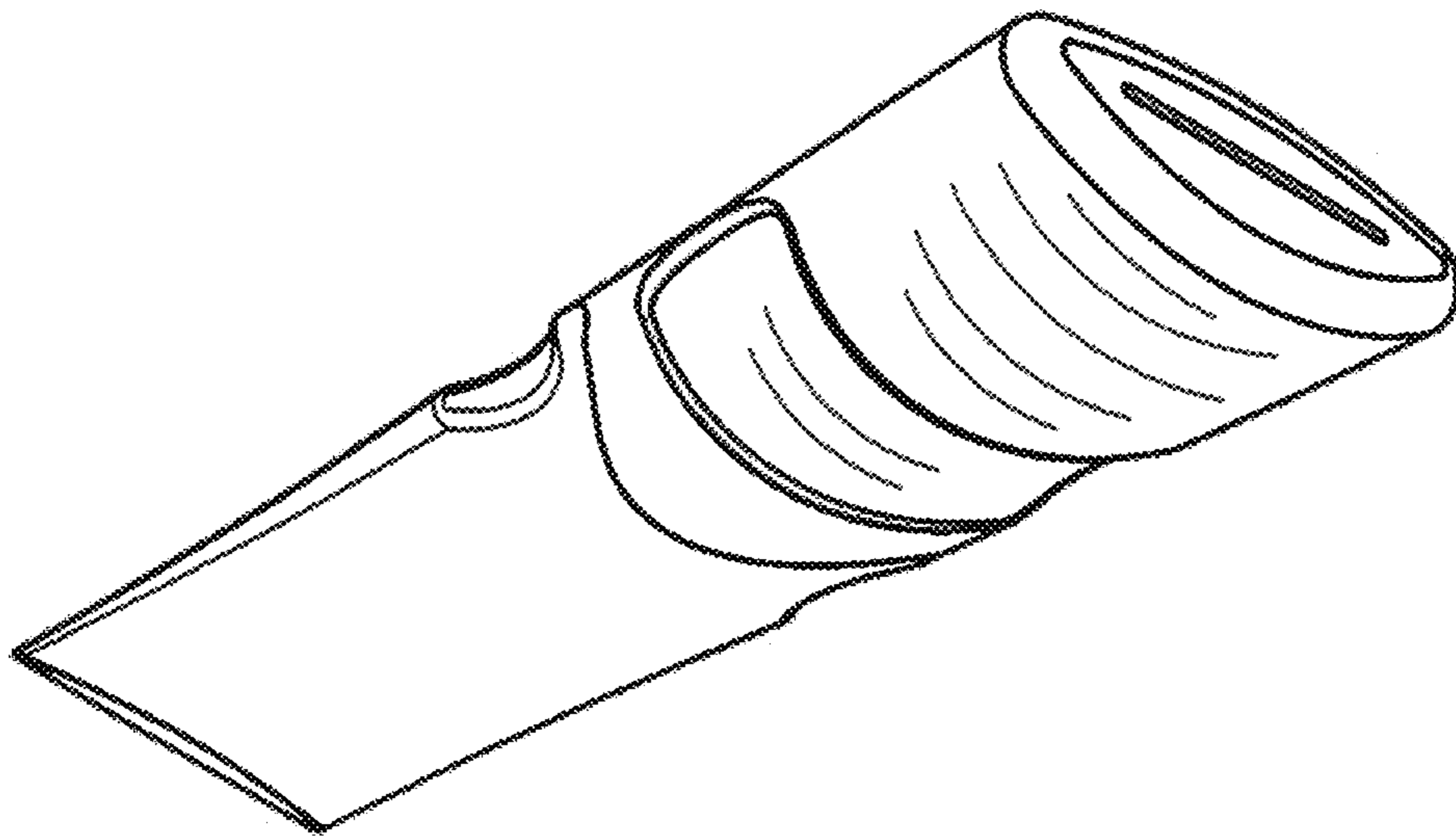


Fig. 2

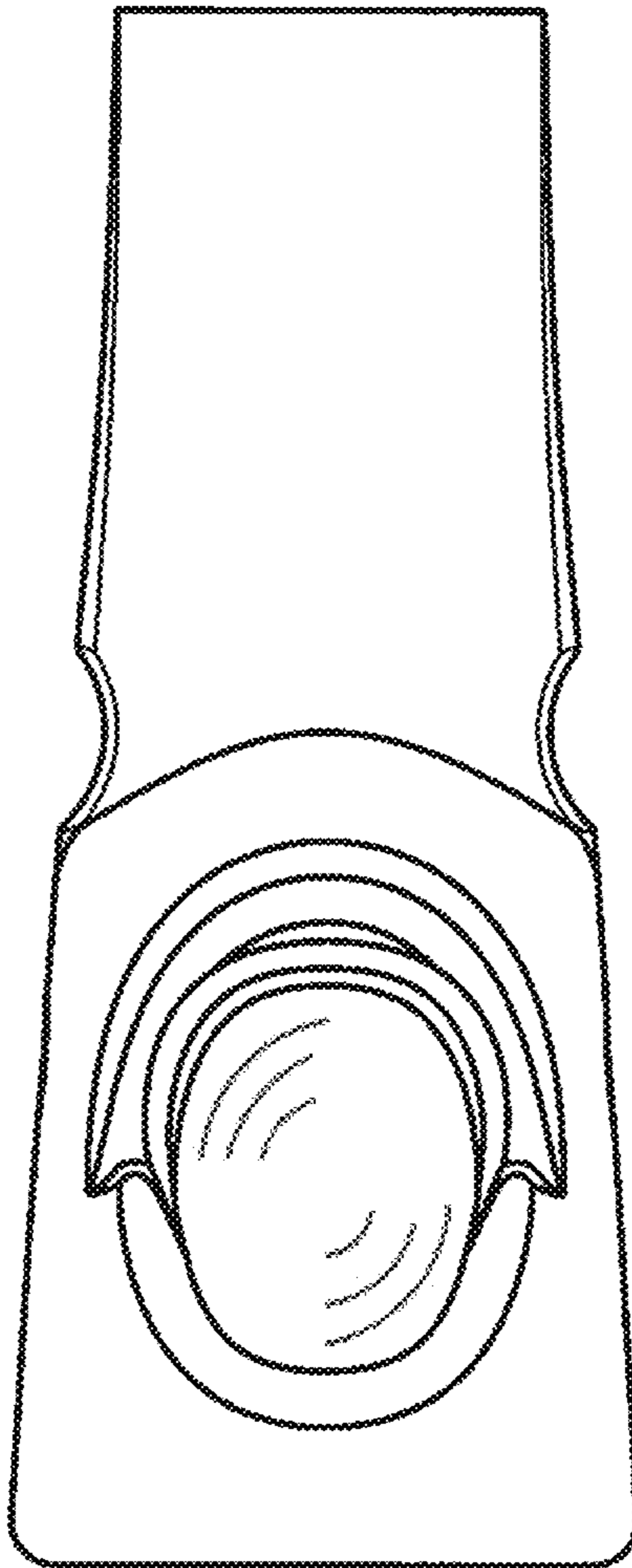


Fig. 3

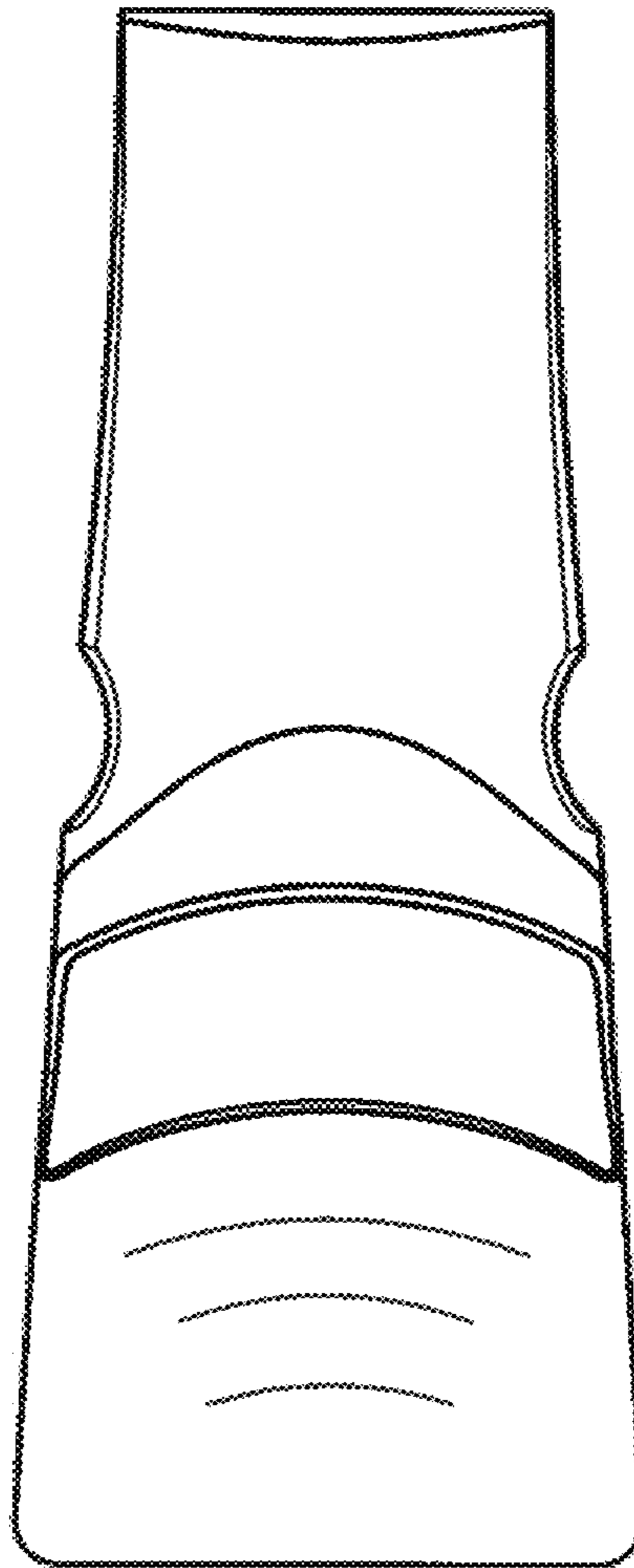


Fig. 4




Fig. 5

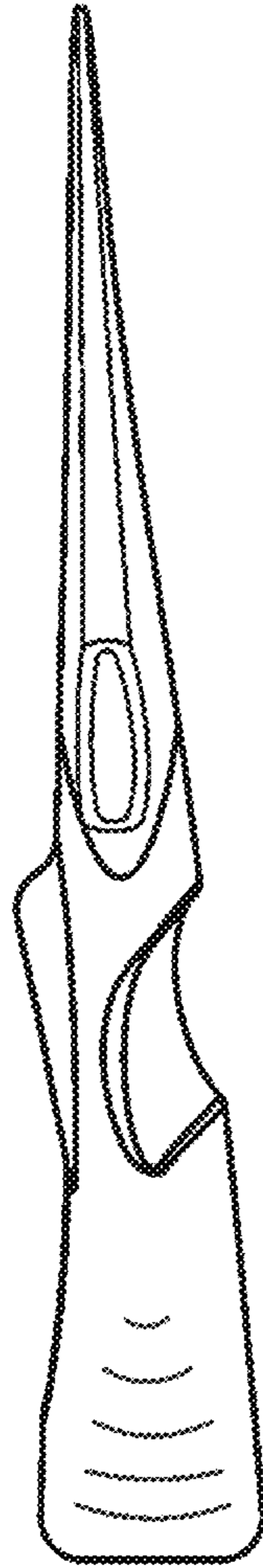


Fig. 6



Fig. 7



Fig. 8