



US00D840606S

(12) **United States Design Patent** (10) **Patent No.:** **US D840,606 S**
Berggren et al. (45) **Date of Patent:** **** Feb. 12, 2019**

(54) **GRINDING PROTECTION PLATE**

(71) Applicant: **3M INNOVATIVE PROPERTIES COMPANY**, St. Paul, MN (US)

(72) Inventors: **Martin A. J. M. Berggren**, Tällberg (SE); **Oskar E. Juhlin**, Gustavsberg (SE)

(73) Assignee: **3M Innovative Properties Company**, St. Paul, MN (US)

(**) Term: **15 Years**

(21) Appl. No.: **29/642,912**

(22) Filed: **Apr. 3, 2018**

(51) **LOC (11) Cl.** **29-02**

(52) **U.S. Cl.**
USPC **D29/122**

(58) **Field of Classification Search**
USPC D29/108–110, 102–107, 122; D16/101, D16/300, 900; D21/659–661

See application file for complete search history.

(56) **References Cited**

U.S. PATENT DOCUMENTS

1,337,036 A *	4/1920	Bergmann	A61F 9/027
				2/12
3,945,044 A *	3/1976	McGee	A61F 9/025
				2/434
D255,283 S	6/1980	Piche		
D340,546 S	10/1993	Kamata		
5,302,815 A	4/1994	Eggenschwiler		
D360,058 S	7/1995	Reede		

6,161,225 A	12/2000	Arai		
D517,745 S	3/2006	Lee et al.		
D584,008 S	12/2008	Juhlin		
7,520,630 B2	4/2009	Murphy		
D592,811 S	5/2009	Juhlin		
D668,001 S	9/2012	Juhlin et al.		
D669,227 S	10/2012	Wang		
D674,150 S	1/2013	Juhlin et al.		
8,701,212 B2	4/2014	Daniels et al.		
9,271,871 B2 *	3/2016	Wright	A61F 9/064
D775,427 S	12/2016	Zhou		
D781,507 S *	3/2017	Huh	D29/122
D781,508 S *	3/2017	Huh	D29/122
9,596,902 B2	3/2017	Daniels et al.		
D793,007 S	7/2017	Yang		
D819,892 S	6/2018	Lee		

* cited by examiner

Primary Examiner — Robert A Delehanty

(74) *Attorney, Agent, or Firm* — Johannes P. M. Kusters

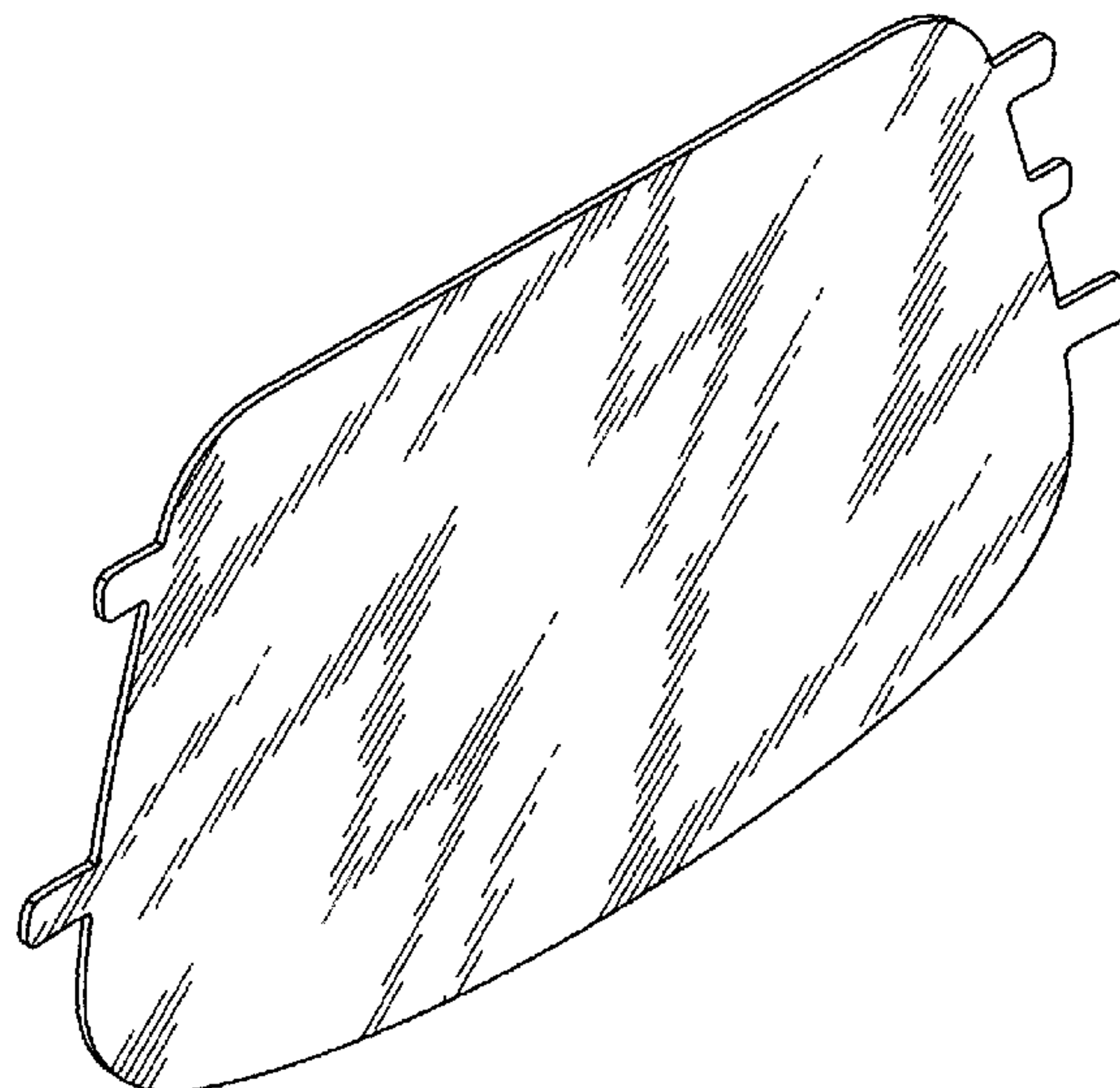
(57) **CLAIM**

The ornamental design for a grinding protection plate, as shown and described.

DESCRIPTION

FIG. 1 is a perspective view showing the new design for a grinding protection plate for a welding helmet;
FIG. 2 is a front view thereof;
FIG. 3 is a back view thereof;
FIG. 4 is a top view thereof;
FIG. 5 is a bottom view thereof;
FIG. 6 is a right side view thereof; and,
FIG. 7 is a left side view thereof.

1 Claim, 2 Drawing Sheets



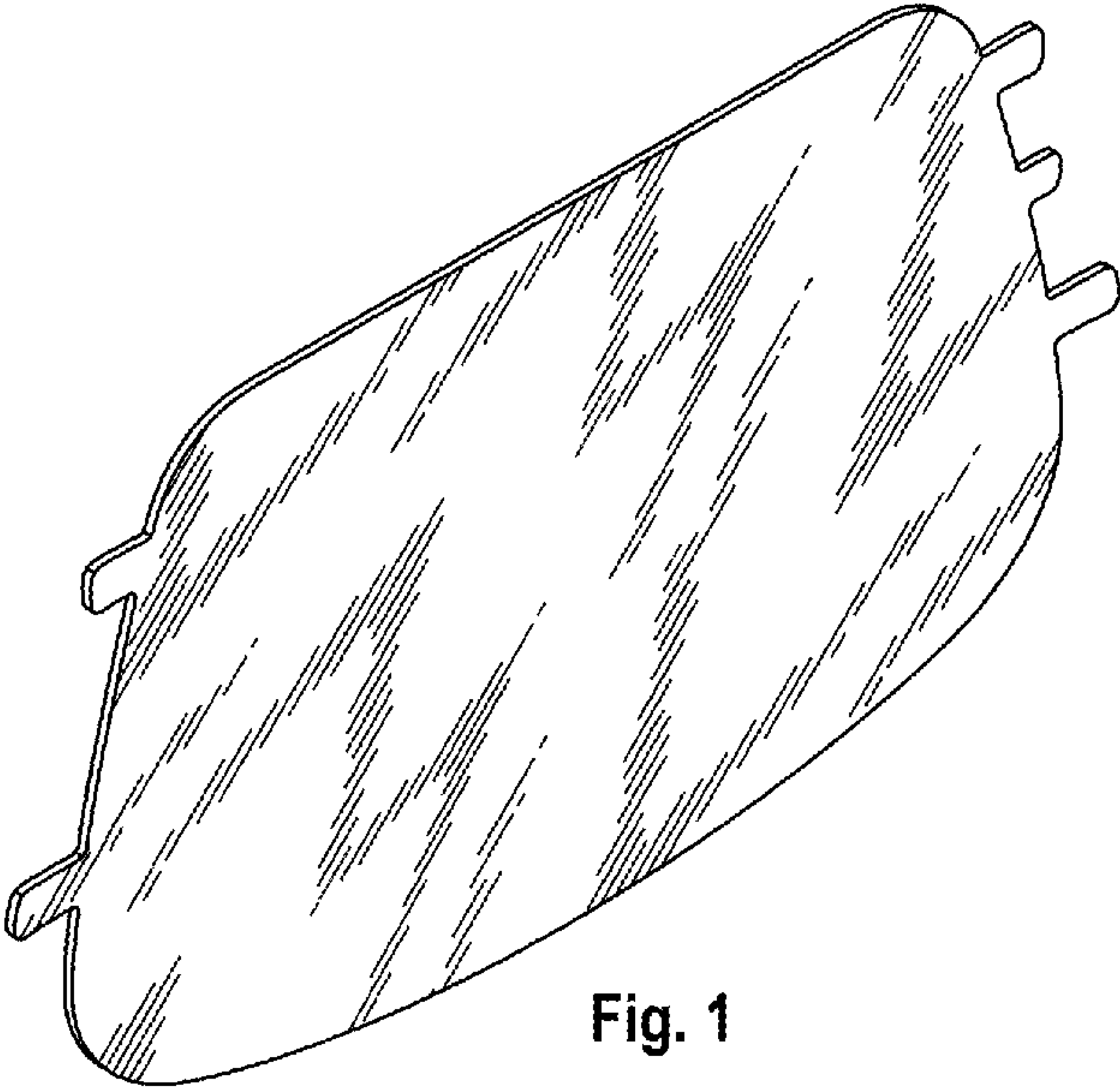


Fig. 1

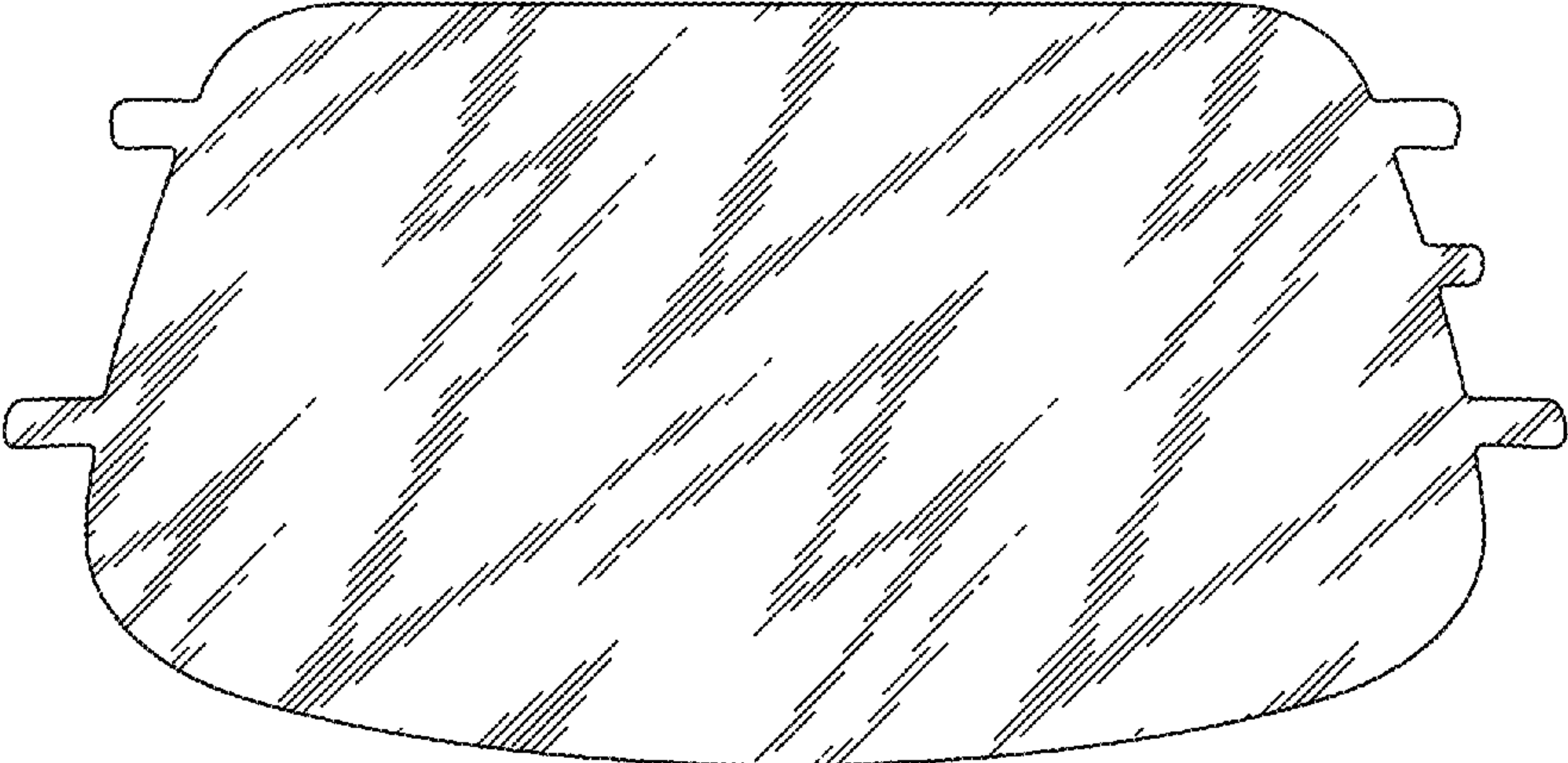


Fig. 2

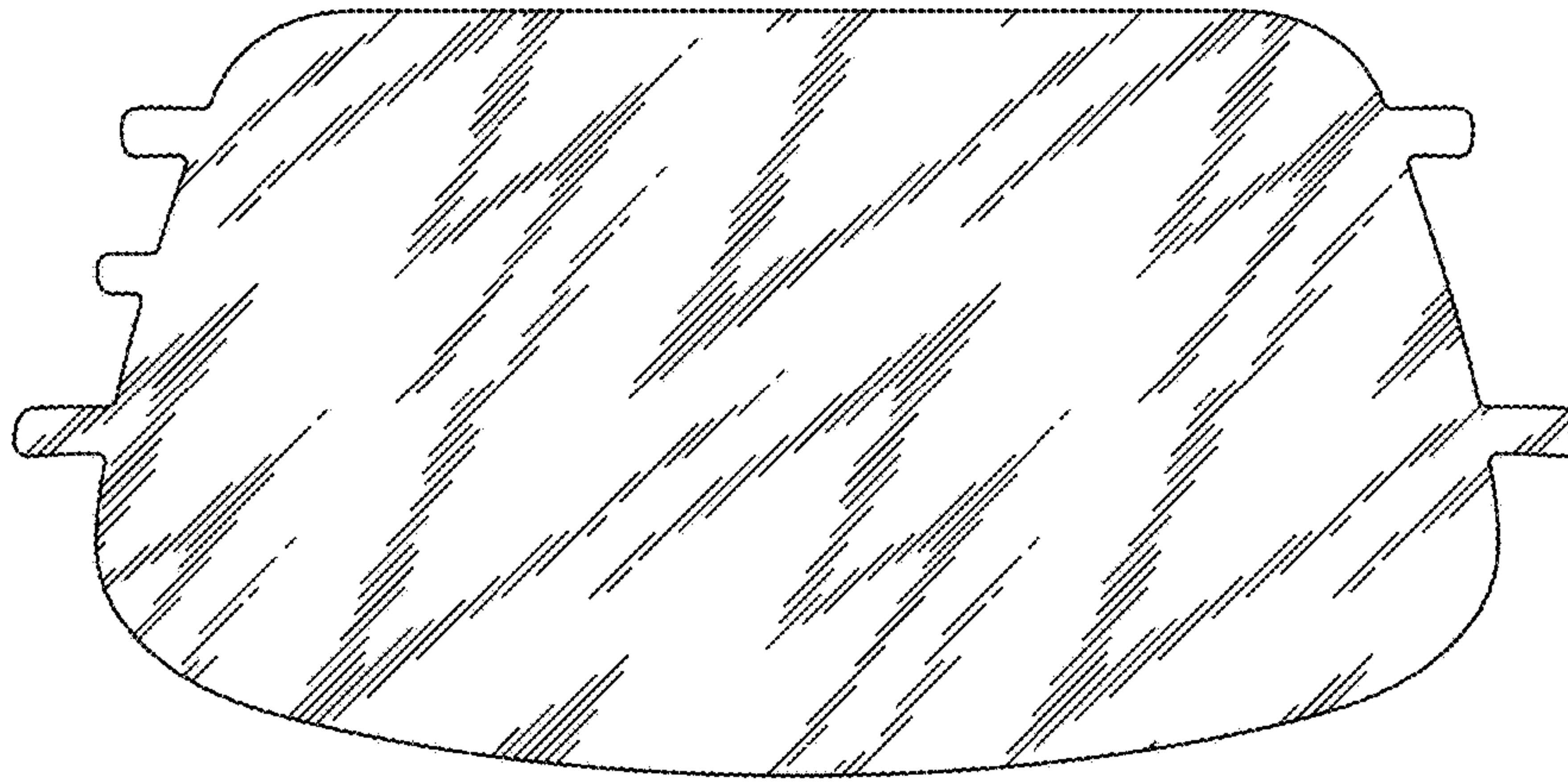


Fig. 3




Fig. 4




Fig. 5

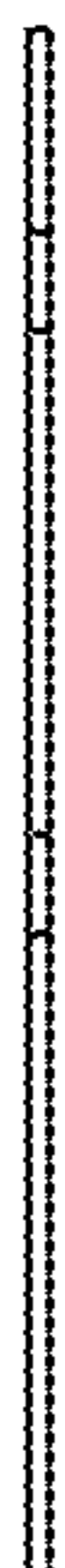


Fig. 6



Fig. 7

UNITED STATES PATENT AND TRADEMARK OFFICE
CERTIFICATE OF CORRECTION

PATENT NO. : D840,606 S
APPLICATION NO. : 29/642912
DATED : February 12, 2019
INVENTOR(S) : Martin A. J. M. Berggren et al.

Page 1 of 1

It is certified that error appears in the above-identified patent and that said Letters Patent is hereby corrected as shown below:

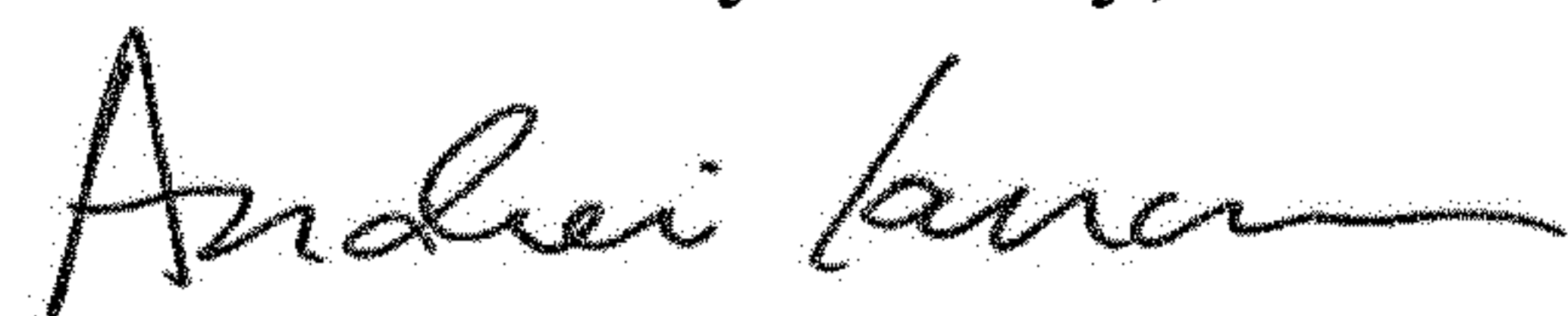
On the Title Page

Below item (22), please insert the following section as a new entry:

-- Related U.S. Application Data

Continuation of application No. 29/618,738, filed on Sep. 22, 2017. --

Signed and Sealed this
Seventh Day of May, 2019



Andrei Iancu
Director of the United States Patent and Trademark Office