

US00D840595S

(12) **United States Design Patent**
Briscolini

(10) **Patent No.:** **US D840,595 S**

(45) **Date of Patent:** **** Feb. 12, 2019**

(54) **HAIR STYLING FORK**

(71) Applicant: **Rod Systems Limited**, Qormi (MT)

(72) Inventor: **Robert Briscolini**, Monza Brianza (IT)

(**) Term: **15 Years**

(21) Appl. No.: **29/608,613**

(22) Filed: **Jun. 23, 2017**

(30) **Foreign Application Priority Data**

Dec. 23, 2016 (EP) 003537190-0003

(51) **LOC (11) Cl.** **28-03**

(52) **U.S. Cl.**
USPC **D28/31**

(58) **Field of Classification Search**
USPC D28/21, 27, 28, 30, 31, 32, 33, 34, 39,
D28/40, 92, 93

CPC A45D 24/00; A45D 24/002; A45D 24/005;
A45D 24/02; A45D 24/04; A45D 24/30;
A45D 24/34; A45D 24/36; A45D 8/00;
A45D 8/02; A45D 8/12; A45D 8/20;
A45D 8/24; A45D 8/28; A45D 8/30;
A45D 8/34; A45D 2008/002; A45D
2008/004; A01K 13/00

See application file for complete search history.

(56) **References Cited**

U.S. PATENT DOCUMENTS

D48,990 S * 5/1916 Rice D28/32
D49,417 S * 7/1916 Bechtold D28/32
1,469,450 A * 10/1923 Stone A45D 8/12
132/148
2,130,638 A * 9/1938 Donahoo A45D 24/02
132/122

2,164,073 A * 6/1939 Madore A45D 2/42
132/108
3,568,689 A * 3/1971 Piermarini A45D 24/02
132/147
3,763,515 A * 10/1973 Voss A63B 57/50
15/105
D307,808 S * 5/1990 Cabiddu D28/29
D367,129 S * 2/1996 de Paris D28/28
D401,379 S * 11/1998 Goldoftas D27/183
D428,462 S * 7/2000 Adam D21/793
D433,184 S * 10/2000 Lennon D28/25
D434,825 S * 12/2000 Miura D21/793
D826,354 S * 8/2018 Kragerud D21/793

OTHER PUBLICATIONS

Beard Shaping Tool Comb, posted © 2016 [online], retrieved Aug. 28, 2018, retrieved from internet, <<https://prettyinminute.com/products/beard-shaping-tool-comb/>>.*

* cited by examiner

Primary Examiner — Barbara Fox
Assistant Examiner — Messina L Smith
(74) *Attorney, Agent, or Firm* — McGarry Bair PC

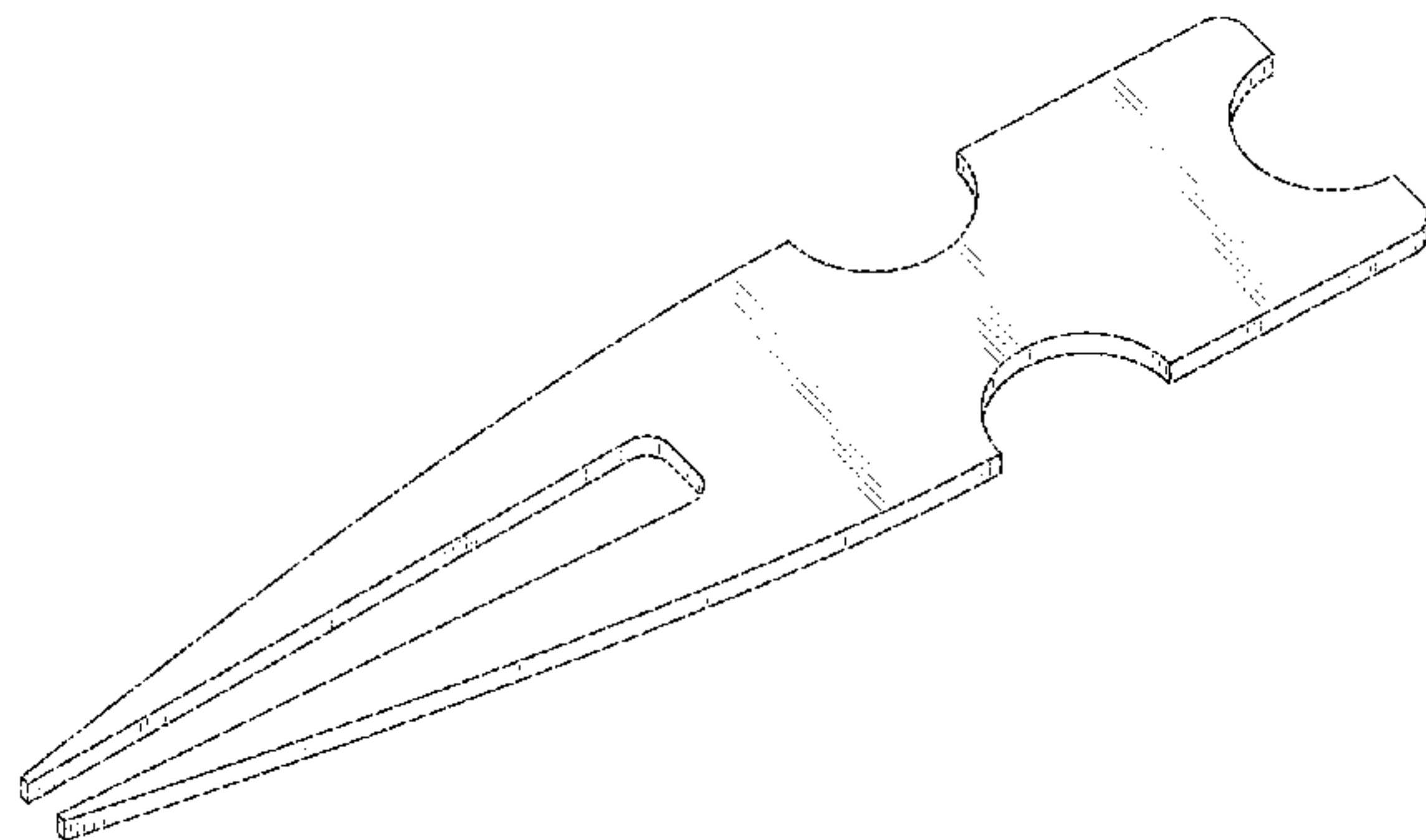
(57) **CLAIM**

The ornamental design for a hair styling fork, as shown and described.

DESCRIPTION

FIG. 1 is a top perspective view of a hair styling fork, showing my new design;
FIG. 2 is a top view of the hair styling fork of FIG. 1;
FIG. 3 is a front view of the hair styling fork of FIG. 1;
FIG. 4 is a rear view of the hair styling fork of FIG. 1;
FIG. 5 is a left side view of the hair styling fork of FIG. 1; and,
FIG. 6 is a right side view of the hair styling fork of FIG. 1.

1 Claim, 4 Drawing Sheets



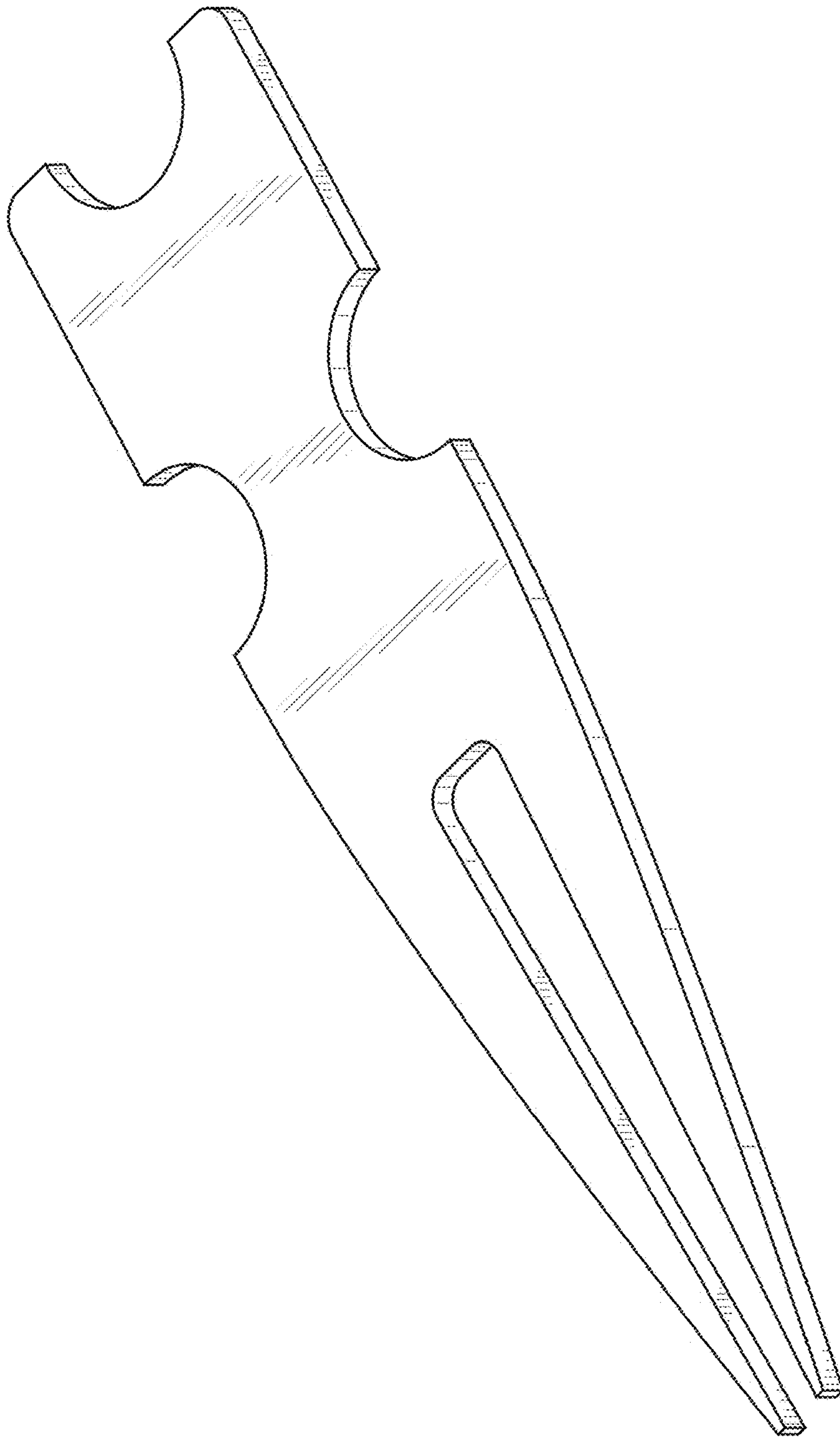


FIG. 1

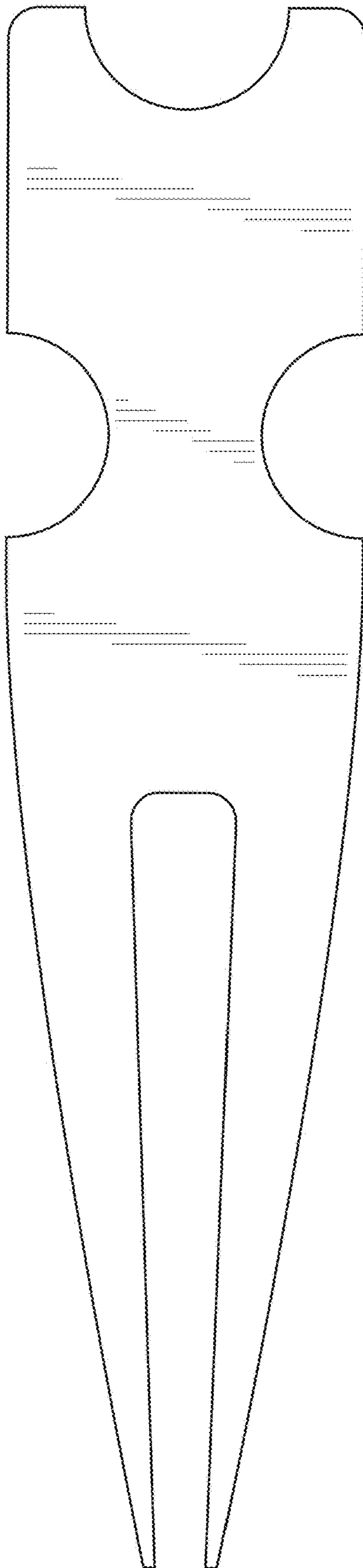


FIG. 2




FIG. 3



FIG. 4



FIG. 5



FIG. 6