

US00D840593S

(12) **United States Design Patent**
Briscolini

(10) **Patent No.:** **US D840,593 S**

(45) **Date of Patent:** **** Feb. 12, 2019**

(54) **HAIR STYLING COMB**

(71) Applicant: **Rod Systems Limited**, Qormi (MT)

(72) Inventor: **Robert Briscolini**, Monza Brianza (IT)

(**) Term: **15 Years**

(21) Appl. No.: **29/608,614**

(22) Filed: **Jun. 23, 2017**

(30) **Foreign Application Priority Data**

Dec. 23, 2016 (EM) 003537190-0002

(51) **LOC (11) Cl.** **28-03**

(52) **U.S. Cl.**
USPC **D28/30**

(58) **Field of Classification Search**
USPC D28/21, 27, 28, 30, 31, 32, 33, 34, 39,
D28/40, 92, 93

CPC A45D 24/00; A45D 24/002; A45D 24/005;
A45D 24/02; A45D 24/04; A45D 24/30;
A45D 24/34; A45D 24/36; A45D 8/00;
A45D 8/02; A45D 8/12; A45D 8/20;
A45D 8/24; A45D 8/28; A45D 8/30;
A45D 8/34; A45D 2008/002; A45D
2008/004; A01K 13/00

See application file for complete search history.

(56) **References Cited**

U.S. PATENT DOCUMENTS

764,698 A * 7/1904 Zinn A45D 24/36
132/148
D242,951 S * 1/1977 Bradford D28/24
D401,379 S * 11/1998 Goldoftas D27/183
6,006,758 A * 12/1999 Thorne A45D 24/30
132/137
D424,151 S * 5/2000 Miura D21/793

6,973,931 B1 * 12/2005 King A41G 5/0086
132/201
D670,432 S * 11/2012 Driver D28/21
D719,232 S * 12/2014 Wallander D21/793
2012/0037176 A1 * 2/2012 Ito A45D 24/02
132/200
2014/0144455 A1 * 5/2014 Heiberg A45D 24/02
132/159
2017/0006992 A1 * 1/2017 Barr A45D 24/10

OTHER PUBLICATIONS

Beard Shaping Tool Comb, posted © 2016 [online], retrieved Aug. 28, 2018, retrieved from internet, <<https://prettyinminute.com/products/beard-shaping-tool-comb/>>.*

* cited by examiner

Primary Examiner — Barbara Fox

Assistant Examiner — Messina L Smith

(74) *Attorney, Agent, or Firm* — McGarry Bair PC

(57) **CLAIM**

The ornamental design for a hair styling comb, as shown and described.

DESCRIPTION

FIG. 1 is a top perspective view of a hair styling comb, showing my new design;

FIG. 2 is a top view of the hair styling comb of FIG. 1;

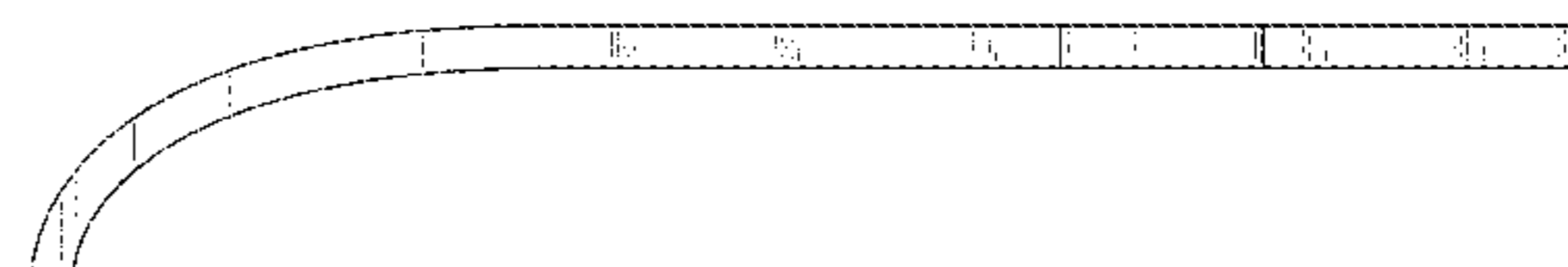
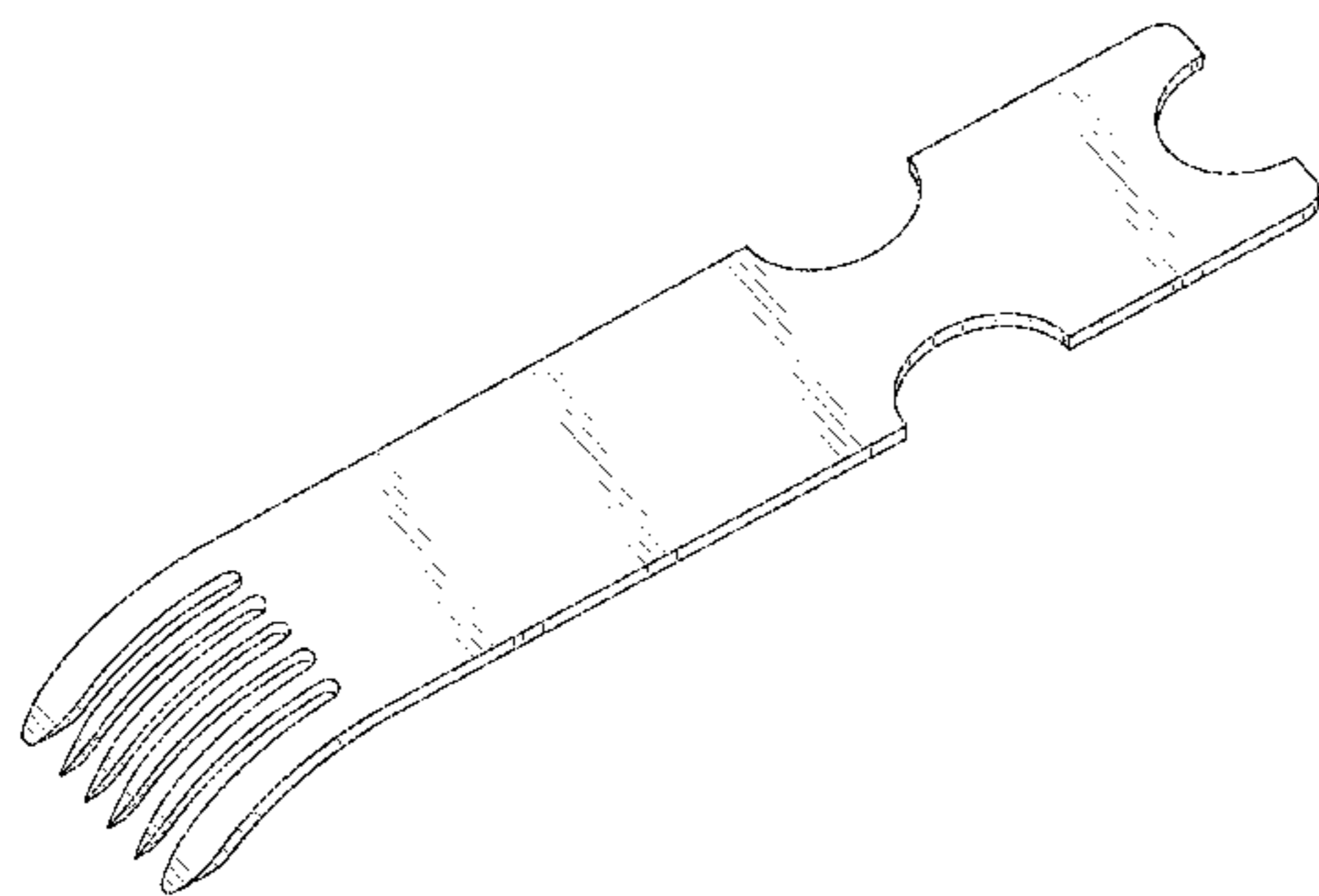
FIG. 3 is a front view of the hair styling comb of FIG. 1;

FIG. 4 is a rear view of the hair styling comb of FIG. 1;

FIG. 5 is a right side view of the hair styling comb of FIG. 1; and,

FIG. 6 is a left side view of the hair styling comb of FIG. 1.

1 Claim, 4 Drawing Sheets



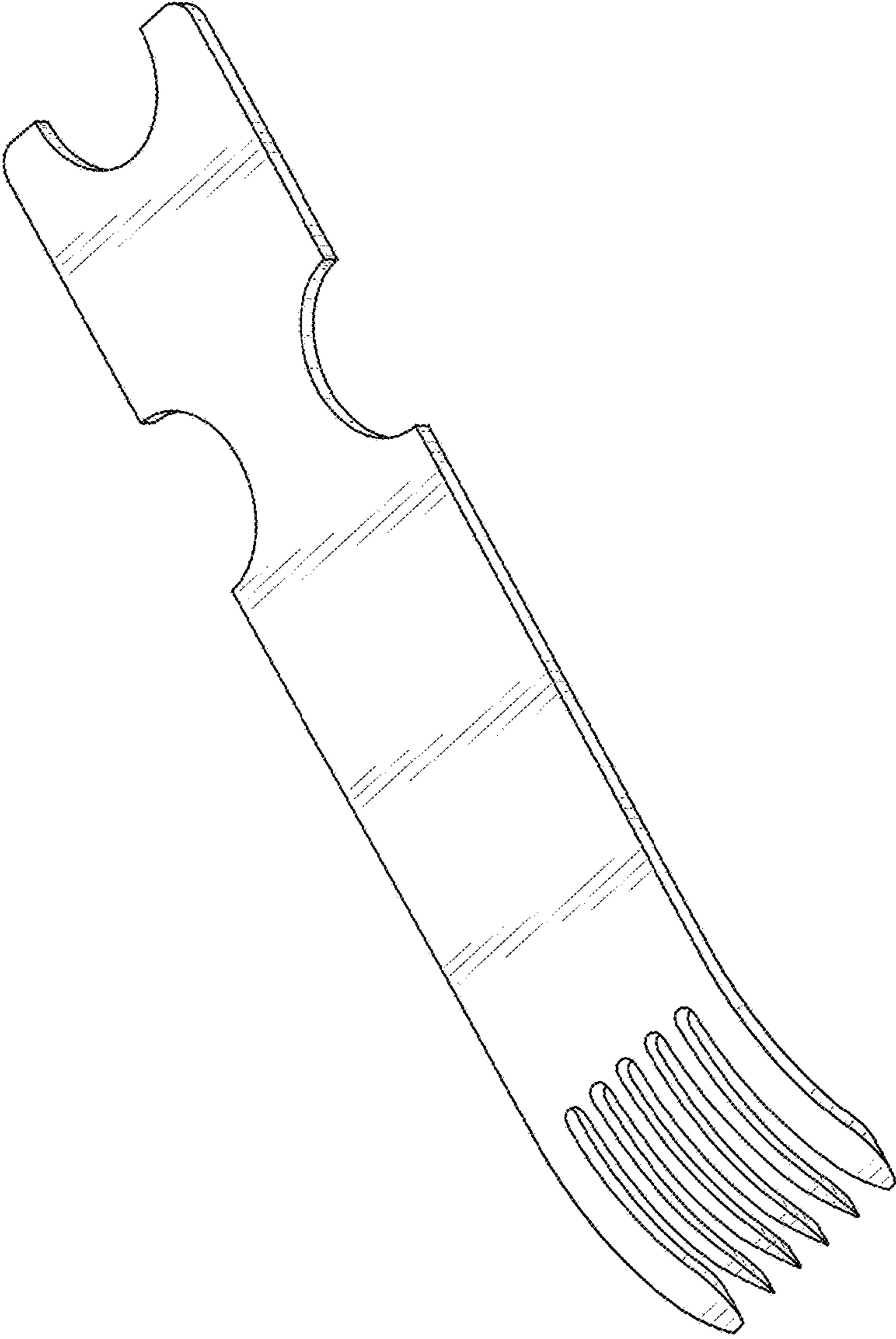


FIG. 1

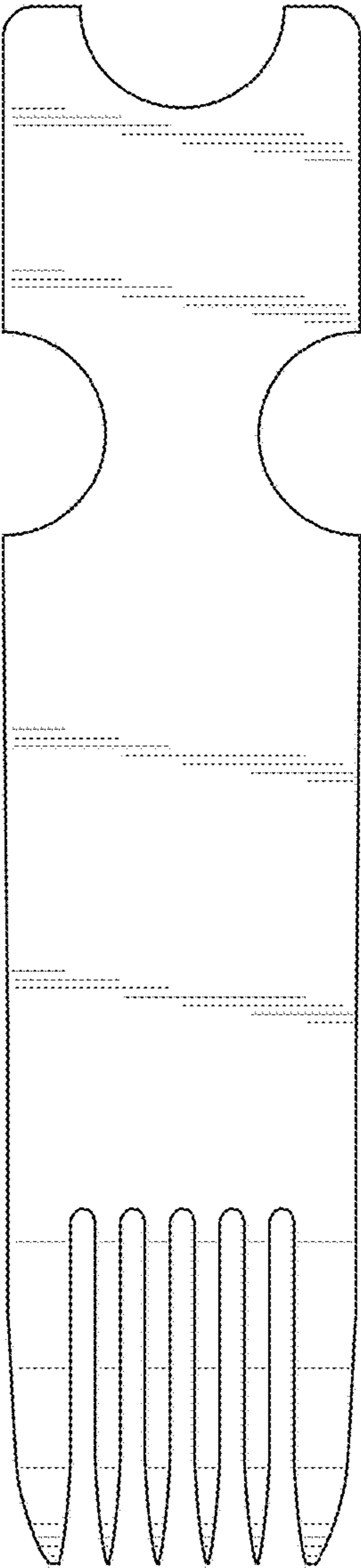


FIG. 2

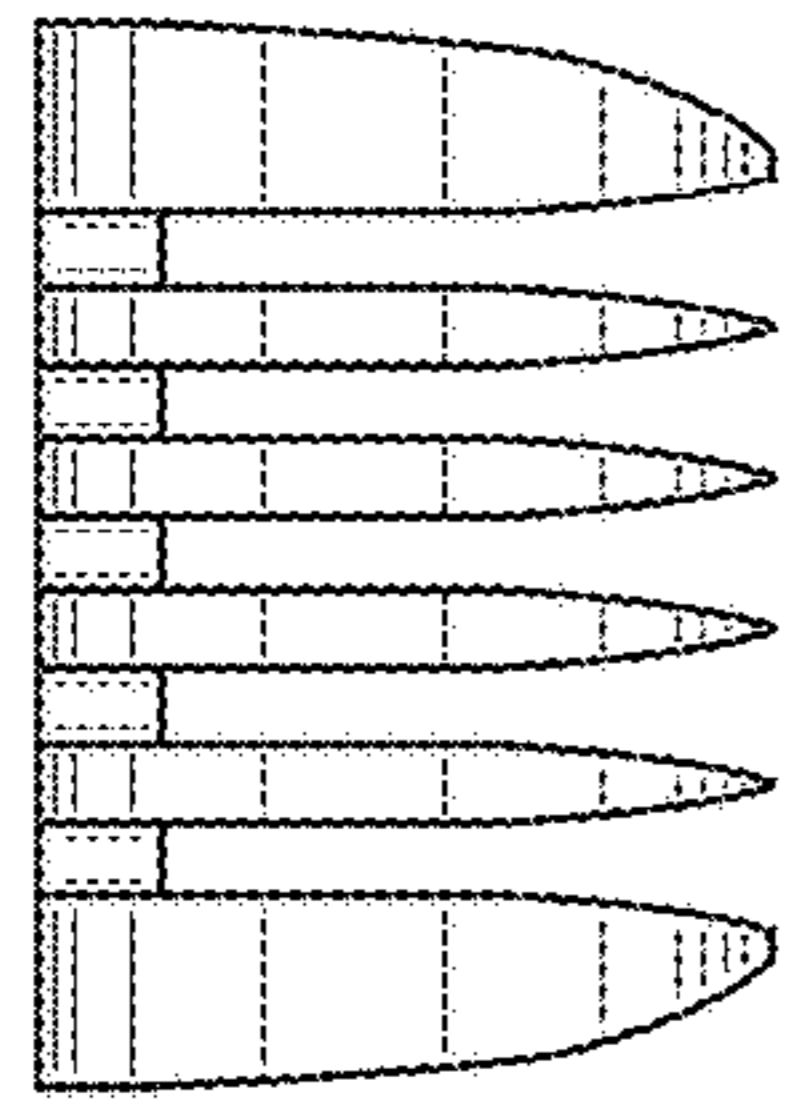


FIG. 3

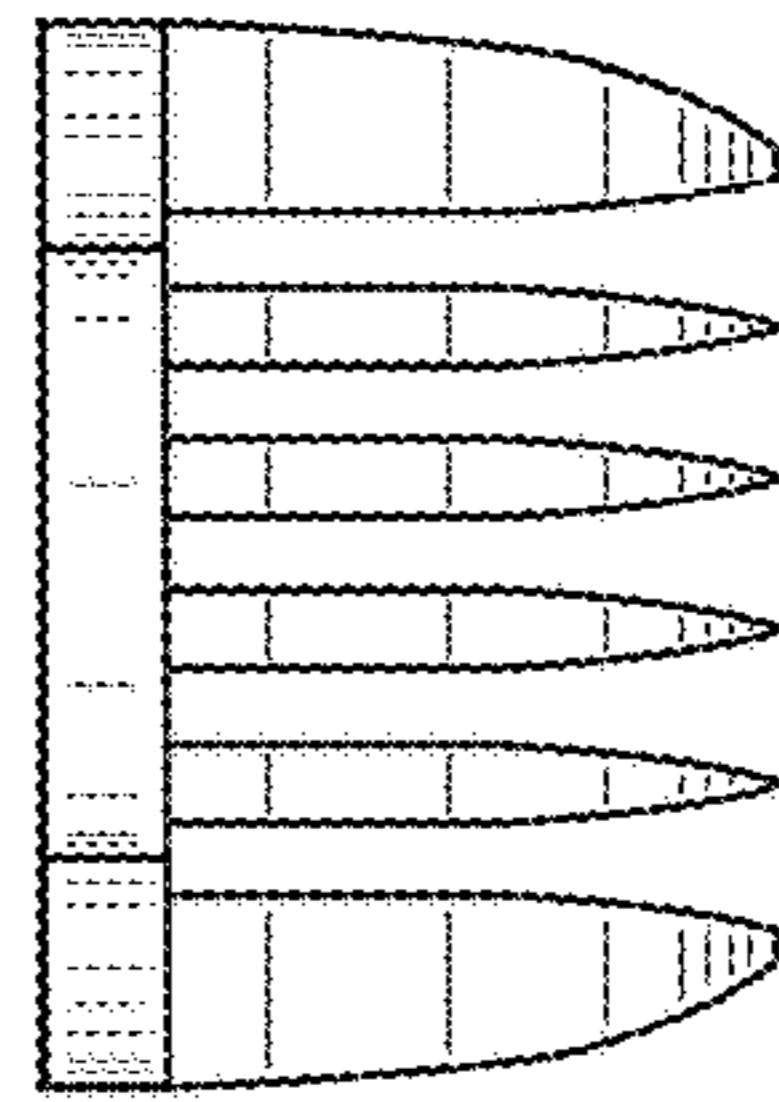


FIG. 4




FIG. 5

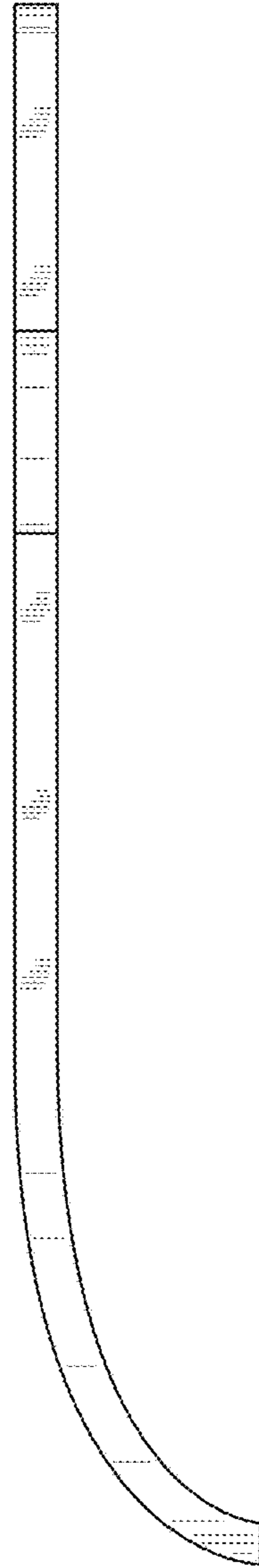


FIG. 6