



US00D840591S

(12) **United States Design Patent** (10) **Patent No.:** **US D840,591 S**
Villarreal et al. (45) **Date of Patent:** **** Feb. 12, 2019**

(54) **COSMETIC SPONGE**
(71) Applicant: **HCT GROUP HOLDINGS LIMITED**, Central (CN)
(72) Inventors: **Armando Villarreal**, Los Angeles, CA (US); **Denis Maurin**, Los Angeles, CA (US)

D789,601 S * 6/2017 Nicoline D28/7
D790,130 S * 6/2017 Celia D28/7
D808,582 S * 1/2018 Mi D28/7
D808,803 S * 1/2018 Ngo D9/443
D812,810 S * 3/2018 Celia D28/7
D813,452 S * 3/2018 Celia D28/7
D819,885 S * 6/2018 Celia D28/7
D822,276 S * 7/2018 Celia D28/7
D827,926 S * 9/2018 Stark D28/7

(73) Assignee: **HCT GROUP HOLDINGS LIMITED**, Hong Kong (HK)

FOREIGN PATENT DOCUMENTS

GB 2481264 A 12/2011

(**) Term: **15 Years**

* cited by examiner

(21) Appl. No.: **29/602,705**

Primary Examiner — Zenia I Bennett

(22) Filed: **May 2, 2017**

(74) *Attorney, Agent, or Firm* — Seager, Tufte & Wickhem LLP

(51) **LOC (11) Cl.** **28-03**

(52) **U.S. Cl.**
USPC **D28/7**

(57) **CLAIM**

(58) **Field of Classification Search**
USPC D28/7, 8; D24/119; D4/132–135;
D32/40, 52

The ornamental design for a cosmetic sponge, as shown and described.

CPC . A61K 8/99; A61K 8/042; A61K 8/34; A61K 8/245; A61K 8/19

DESCRIPTION

See application file for complete search history.

FIG. 1 is a perspective view of the cosmetic sponge showing the new design;

(56) **References Cited**

U.S. PATENT DOCUMENTS

3,472,242 A 10/1969 Demner
6,601,591 B1 8/2003 Carullo et al.
D589,665 S 3/2009 Kwapis
D623,371 S 9/2010 Li
D669,213 S 10/2012 Celia
D680,264 S 4/2013 Manalo
D707,390 S 6/2014 Bunkley
D727,567 S 4/2015 Bunkley

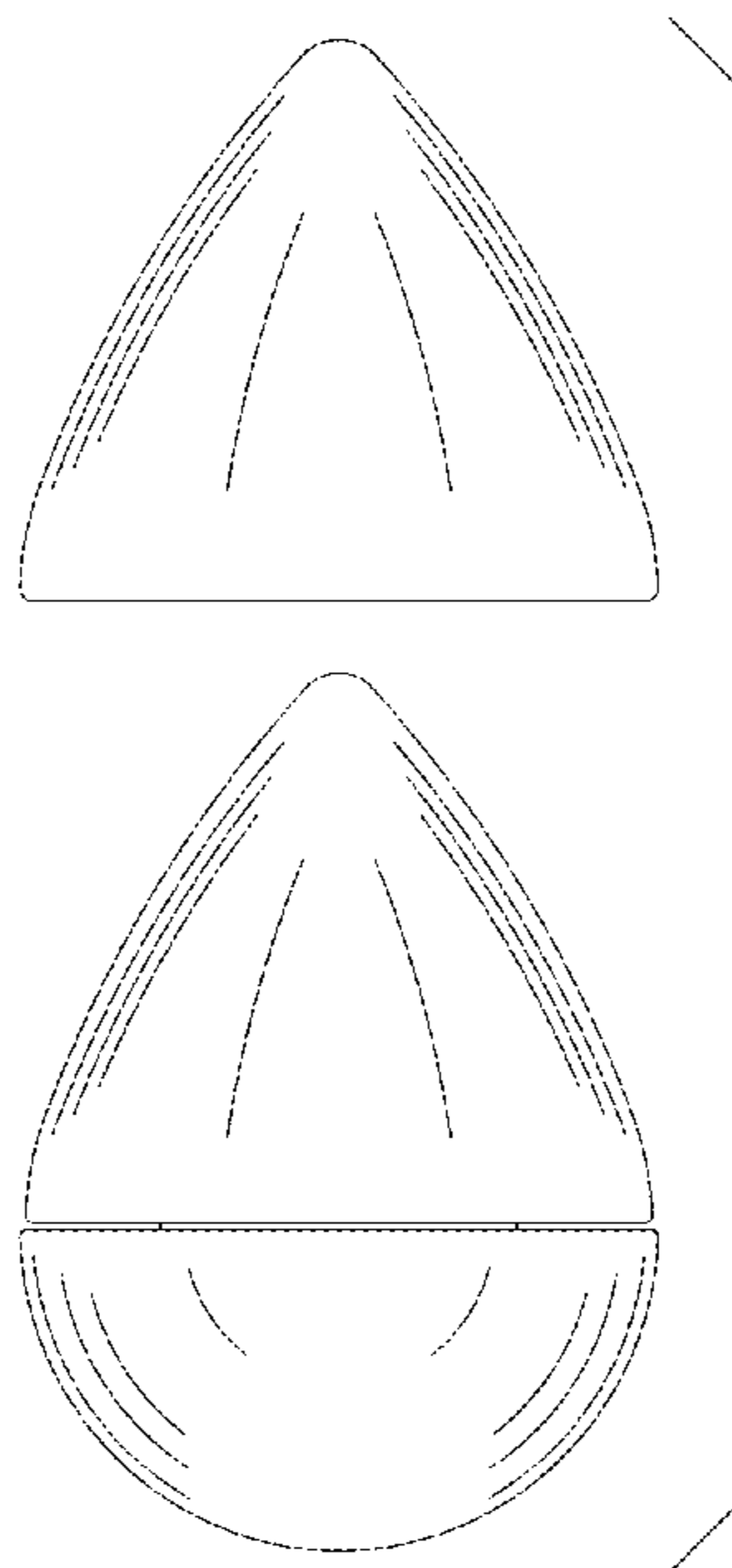
FIG. 2 is a side view thereof, it being noted that the device is symmetric and appears the same from each of front, back, right and left side views;

FIG. 3 is a side exploded view thereof it being noted that the device is symmetric and appears the same from each of front, back, right and left exploded side views;

FIG. 4 is a top plan view thereof; and,

FIG. 5 is a bottom plan view thereof.

1 Claim, 5 Drawing Sheets



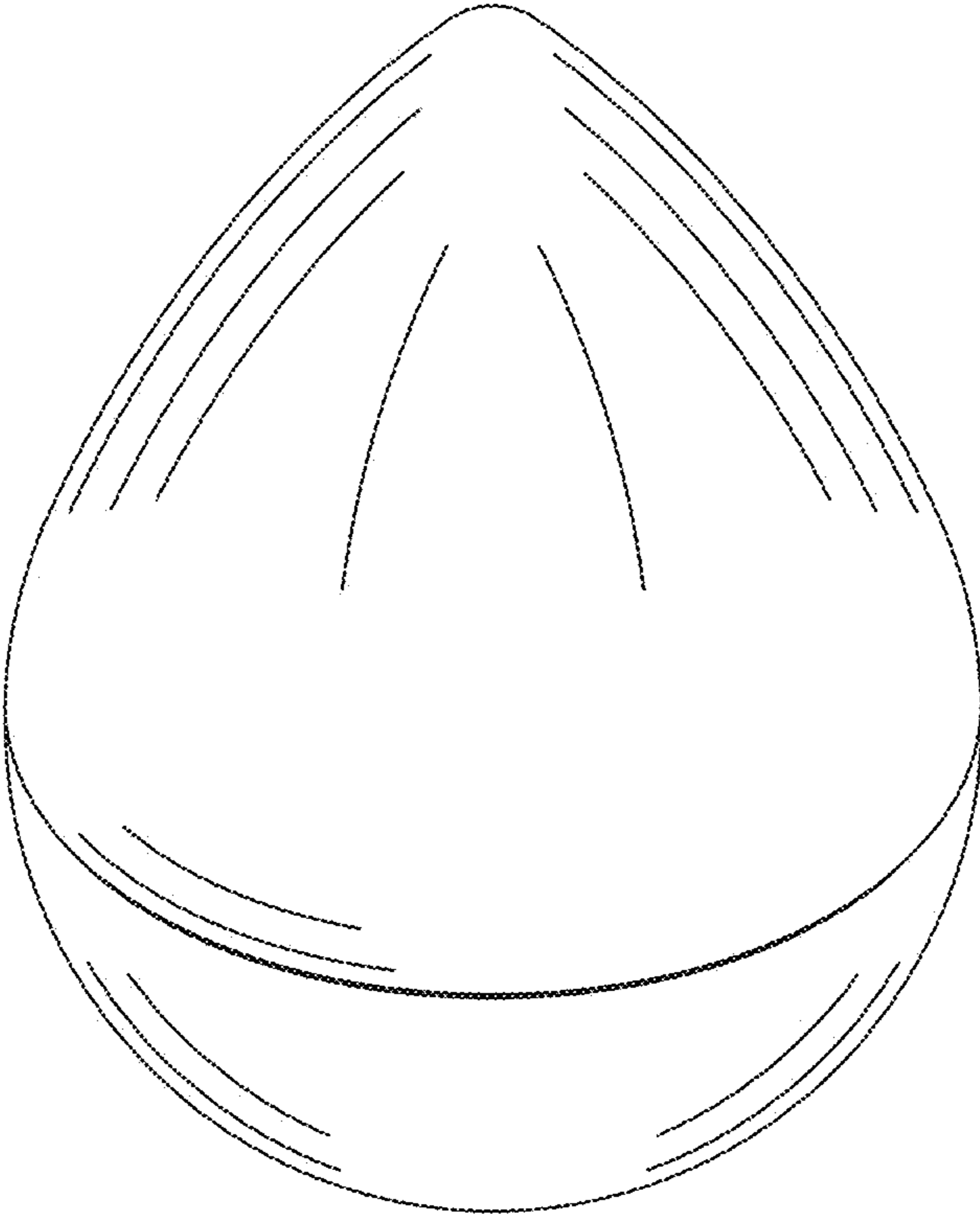


FIG. 1

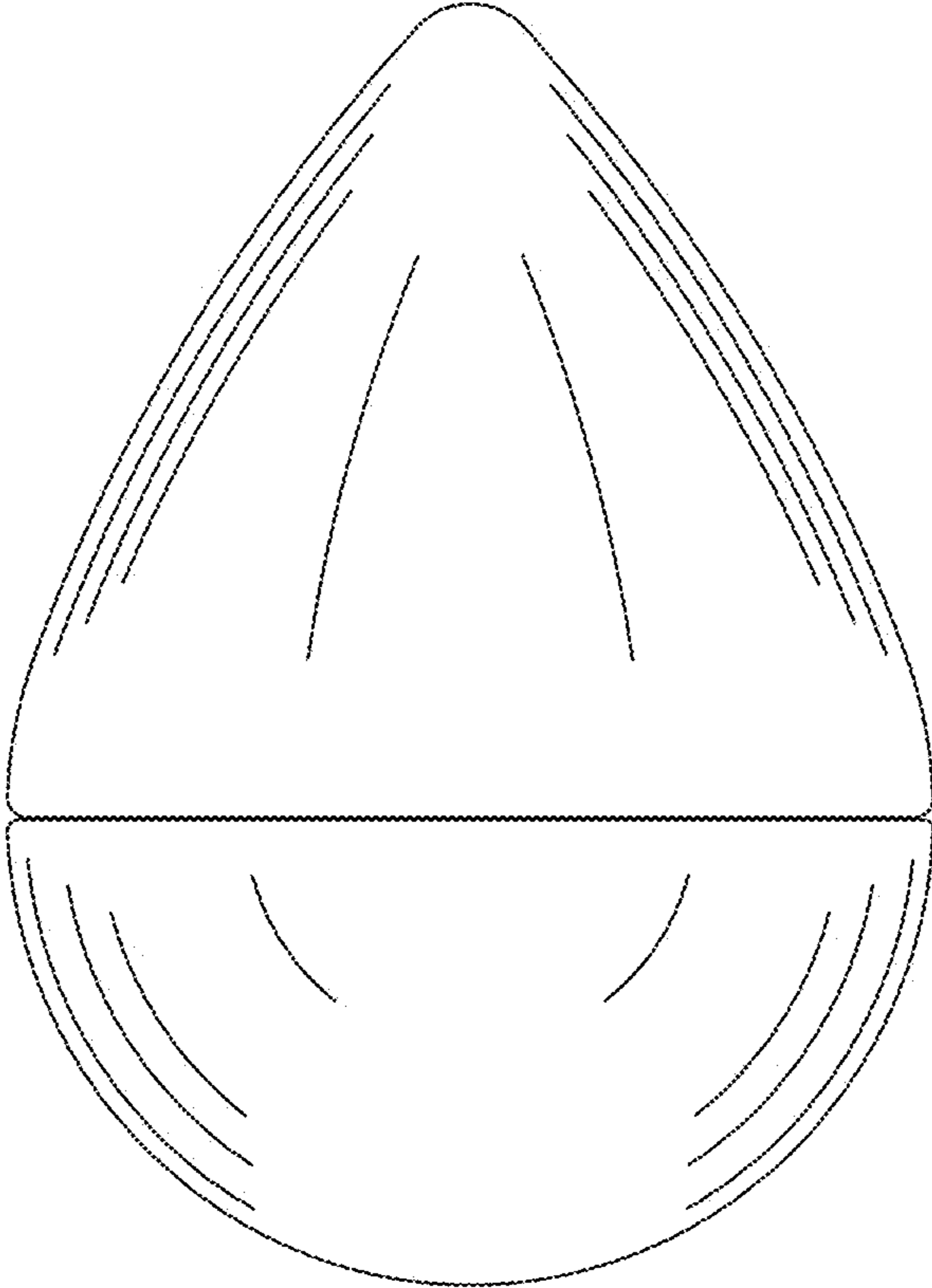


FIG. 2

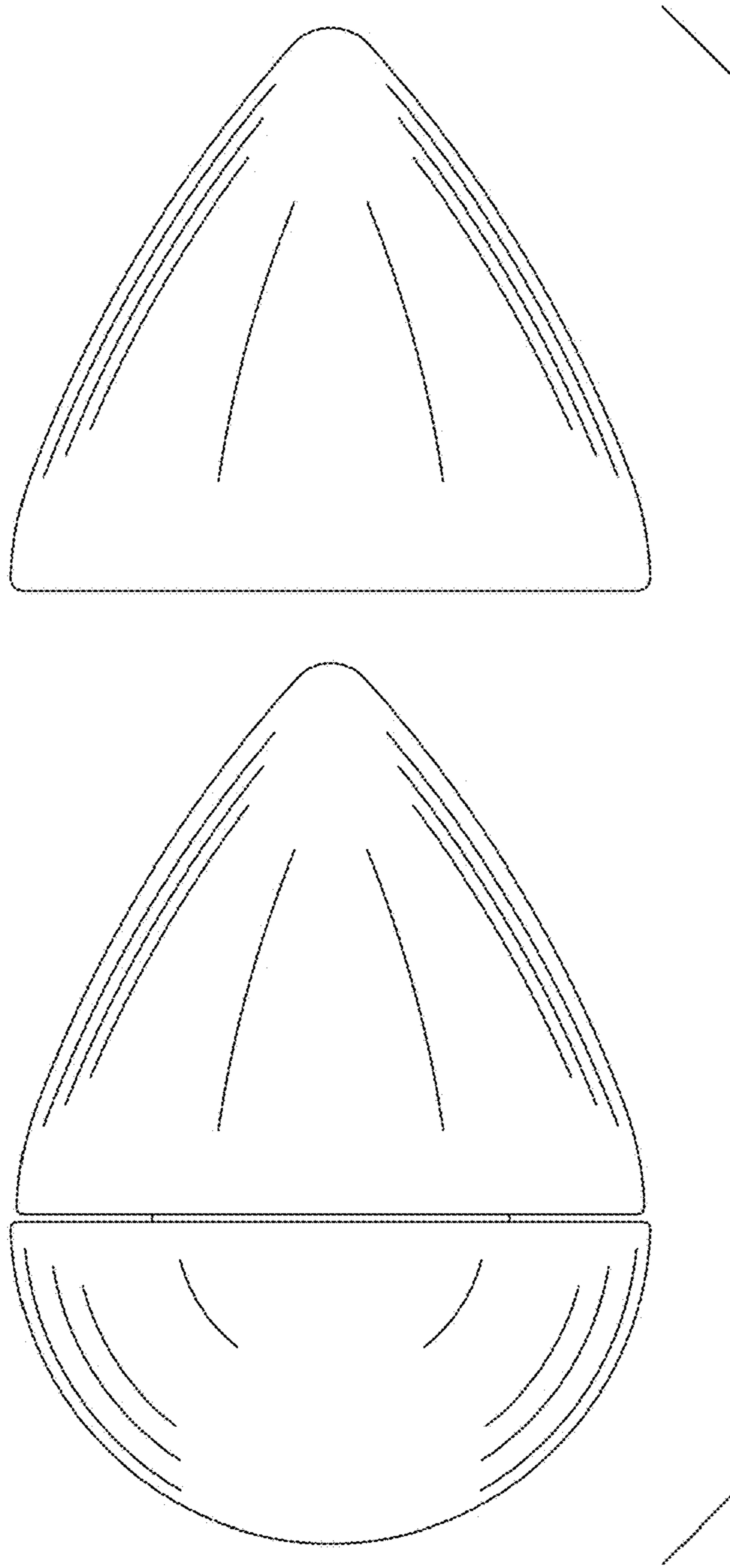


FIG. 3

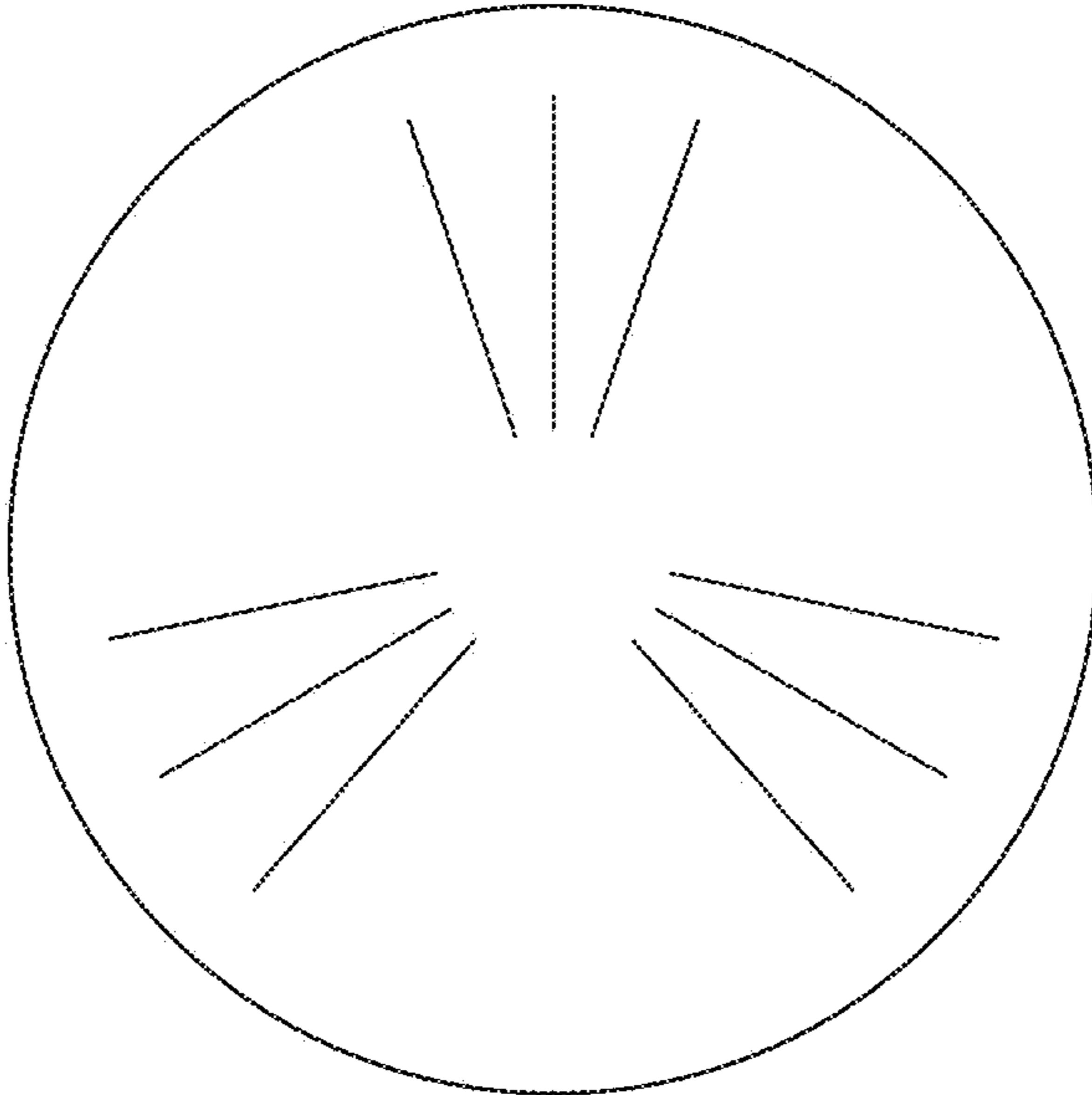


FIG. 4

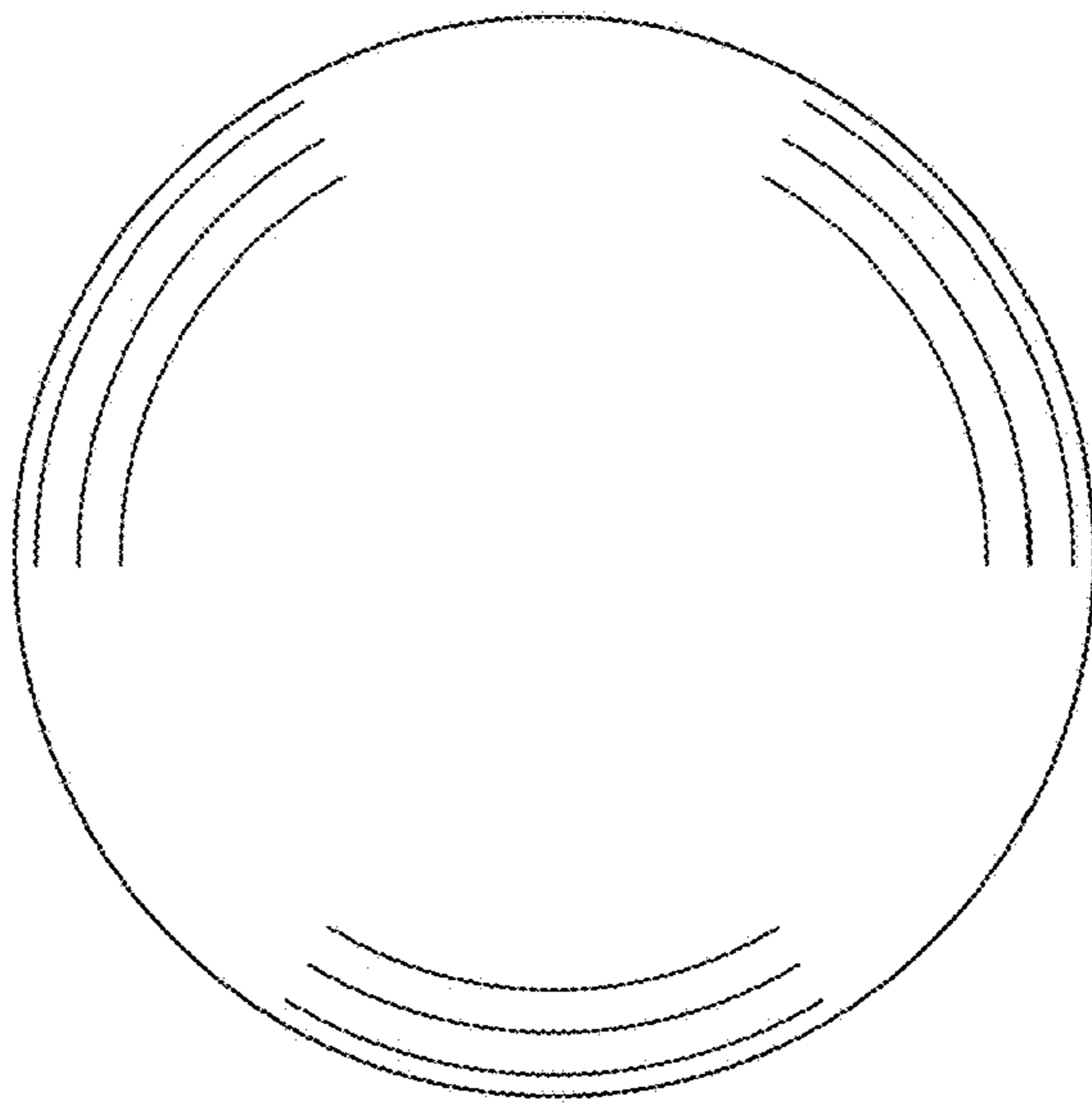


FIG. 5