



US00D840588S

(12) **United States Design Patent**
Shaeffer

(10) **Patent No.:** **US D840,588 S**

(45) **Date of Patent:** **** Feb. 12, 2019**

- (54) **VEHICLE LAMP BEZEL COVER**
- (71) Applicant: **R&S Shaeffer Properties LLC**, Ector, TX (US)
- (72) Inventor: **Ricky David Shaeffer**, Bonham, TX (US)
- (**) Term: **15 Years**
- (21) Appl. No.: **29/637,064**
- (22) Filed: **Feb. 13, 2018**

D513,644 S * 1/2006 Ruzicka D26/139
 D564,130 S * 3/2008 Conway D26/139
 D576,765 S * 9/2008 Song D26/139

(Continued)

FOREIGN PATENT DOCUMENTS

CN 201803296 U 4/2011
 CN 302002531 7/2012

(Continued)

OTHER PUBLICATIONS

“Outdoor Super Flexible Vehicle Accent LED Light Strip—Weatherproof LED Tape Light for Radially Curved Surfaces—I Chip SMD LED 3528”, retrieved from <https://www.superbrightleds.com/moreinfo/top-emitting/outdoor-wuper-flexible-vehicle-accent-led-light-strip-weatherproof-led-tape-light-for-radically-curved-surfaces> on Oct. 19, 2016.

Primary Examiner — Marcus A Jackson
 (74) *Attorney, Agent, or Firm* — Maschoff Brennan

(57) **CLAIM**

The ornamental design for a vehicle lamp bezel cover, as shown and described in the Figures.

DESCRIPTION

FIG. 1 is a perspective view of an embodiment of a vehicle lamp bezel cover;
 FIG. 2 is a front view of the vehicle lamp bezel cover of FIG. 1;
 FIG. 3 is a back view of the vehicle lamp bezel cover of FIG. 1;
 FIG. 4 is a first side-view of the vehicle lamp bezel cover of FIG. 1;
 FIG. 5 is a second side-view of the vehicle lamp bezel cover of FIG. 1;
 FIG. 6 is a third side-view of the vehicle lamp bezel cover of FIG. 1; and,
 FIG. 7 is a fourth side-view of the vehicle lamp bezel cover of FIG. 1.

1 Claim, 5 Drawing Sheets

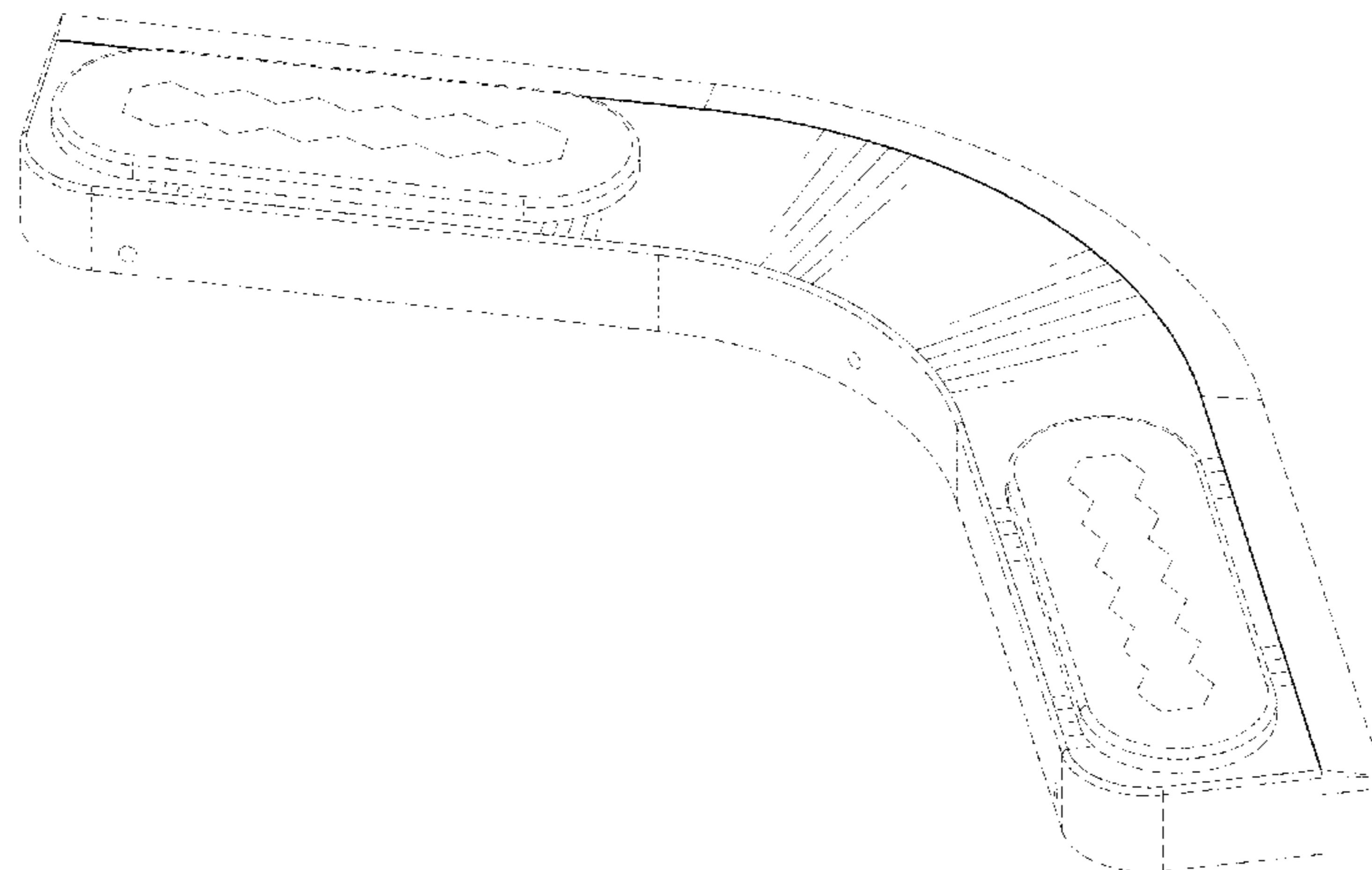
Related U.S. Application Data

- (63) Continuation of application No. 29/575,266, filed on Aug. 23, 2016, now Pat. No. Des. 813,444.
- (51) **LOC (11) Cl.** **26-99**
- (52) **U.S. Cl.**
USPC **D26/139**
- (58) **Field of Classification Search**
USPC D26/28–36, 139; 362/80–83, 267–269, 362/459–468, 475–478, 485–487
CPC B60Q 1/02; B60Q 1/04; B60Q 1/26; F21S 48/00; F21S 48/10; F21S 48/115; F21S 48/225; F21S 48/1233; F21S 48/1266; F21S 48/1388; F21S 48/2268; F21V 21/04
See application file for complete search history.

(56) **References Cited**

U.S. PATENT DOCUMENTS

4,084,084 A 4/1978 Alien
 D285,812 S 9/1986 Green, Jr.
 D305,529 S 1/1990 Milby et al.
 5,931,573 A 8/1999 Knox
 D419,703 S * 1/2000 Diller, Jr. D26/28
 D439,183 S 3/2001 Diller, Jr.
 D449,393 S 10/2001 Yamamoto et al.
 D455,852 S * 4/2002 Sawabe D26/28
 D499,202 S * 11/2004 Tsai D26/139
 D499,824 S * 12/2004 Wu D26/28



(56)

References Cited

U.S. PATENT DOCUMENTS

D595,895 S * 7/2009 Lamm D26/139
D752,465 S 3/2016 Sievers et al.
2002/0008617 A1 1/2002 Lee

FOREIGN PATENT DOCUMENTS

CN 302512491 7/2013
CN 103615678 B 7/2016
CN 303808408 8/2016
WO 073240-005 3/2010
WO D073240-003 3/2010
WO D073240-004 3/2010

* cited by examiner

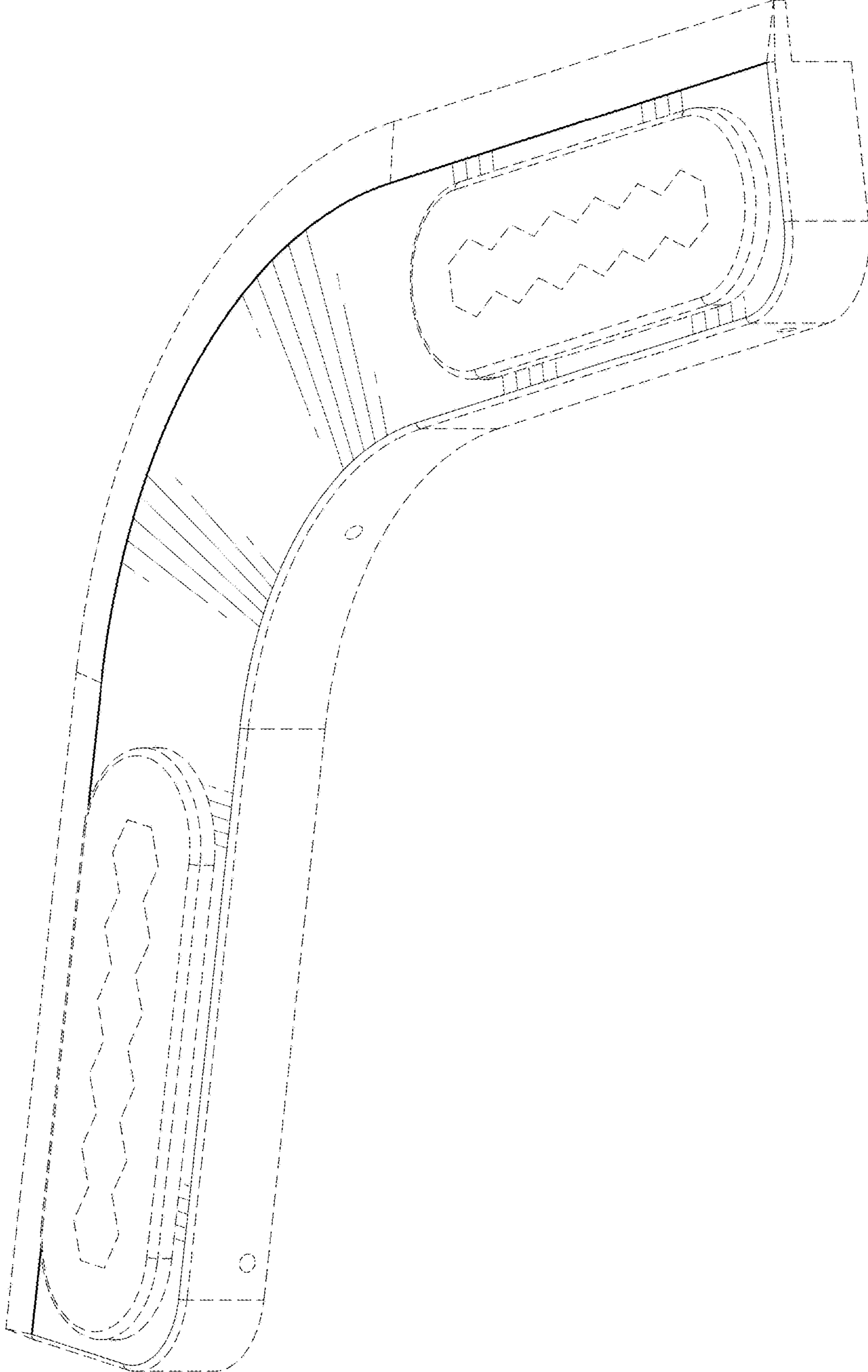


FIG. 1

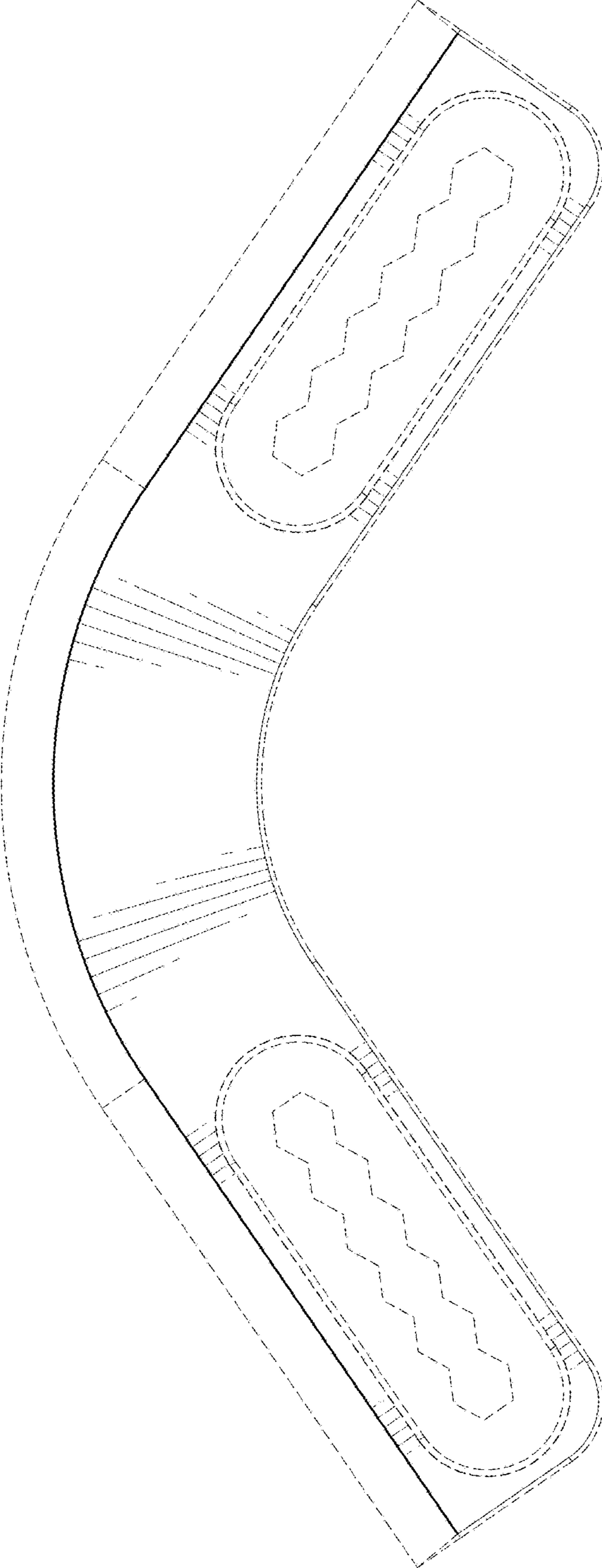


FIG. 2

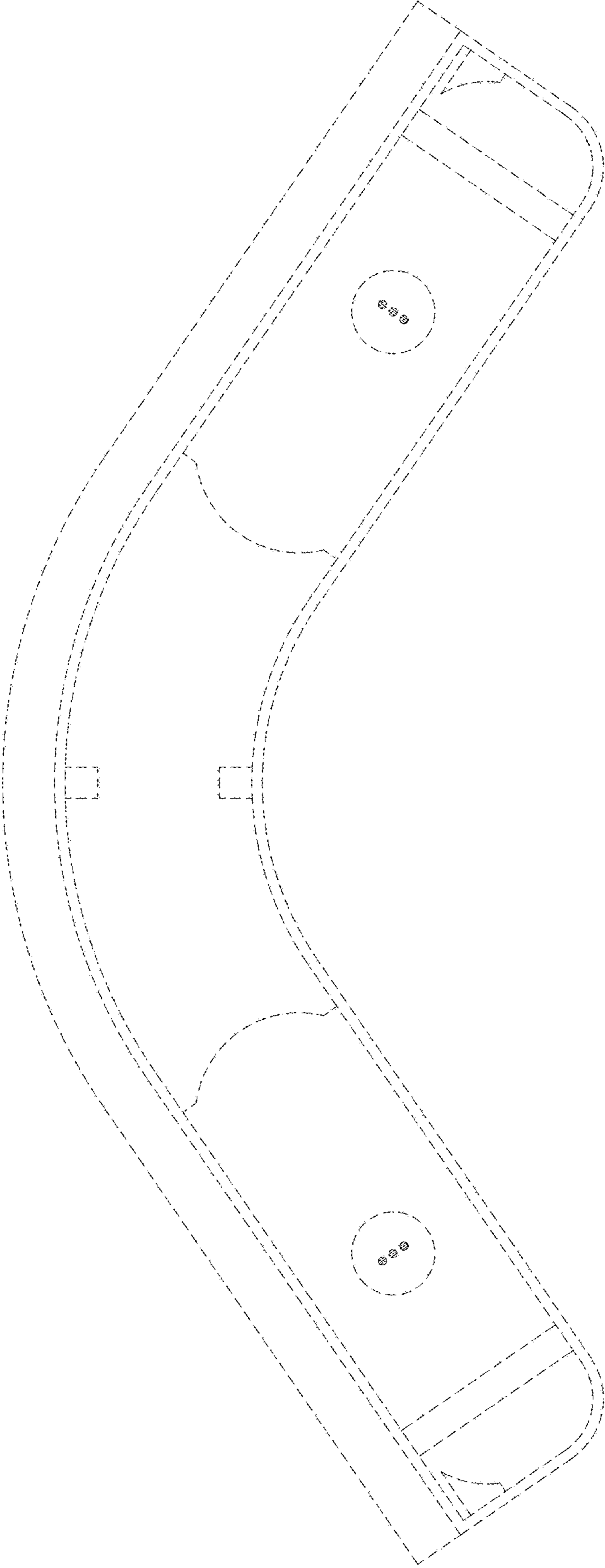


FIG. 3




FIG. 4




FIG. 5




FIG. 6

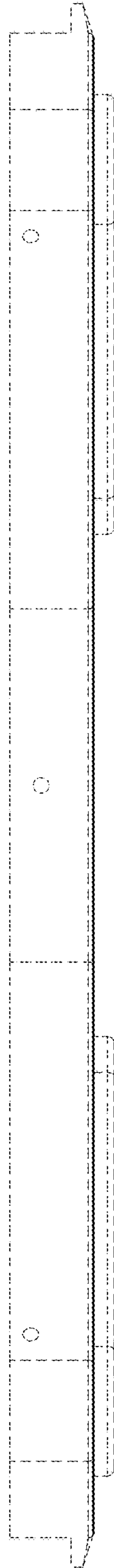


FIG. 7