



US00D840567S

(12) **United States Design Patent** (10) **Patent No.:** **US D840,567 S**  
**Cartabiano et al.** (45) **Date of Patent:** **\*\* Feb. 12, 2019**

(54) **REAR COMBINATION LAMP FOR AN AUTOMOBILE**

D635,698 S \* 4/2011 Jeong ..... D26/28  
D652,550 S \* 1/2012 Cho ..... D26/28  
D714,985 S \* 10/2014 Moon ..... D26/28

(71) Applicants: **Ian Richard Cartabiano**, Torrance, CA (US); **Chao Feng**, Ann Arbor, MI (US); **Kengo Iwanaga**, Ann Arbor, MI (US)

**OTHER PUBLICATIONS**

Netcarshow Website, Lexus RC (2015), <[https://www.netcarshow.com/lexus/2015-rc/1280x960/wallpaper\\_48.htm](https://www.netcarshow.com/lexus/2015-rc/1280x960/wallpaper_48.htm)>, available as early as Nov. 28, 2014.

Netcarshow Website, Lexus UX Concept (2016), <[https://www.netcarshow.com/lexus/2016-ux\\_concept/1280x960/wallpaper\\_05.htm](https://www.netcarshow.com/lexus/2016-ux_concept/1280x960/wallpaper_05.htm)>, available as early as Sep. 26, 2016.

(72) Inventors: **Ian Richard Cartabiano**, Torrance, CA (US); **Chao Feng**, Ann Arbor, MI (US); **Kengo Iwanaga**, Ann Arbor, MI (US)

(73) Assignee: **TOYOTA JIDOSHA KABUSHIKI KAISHA** (JP)

\* cited by examiner

(\*\*) Term: **15 Years**

*Primary Examiner* — Marcus A Jackson

(21) Appl. No.: **29/626,113**

(74) *Attorney, Agent, or Firm* — Saidman DesignLaw Group, LLC

(22) Filed: **Nov. 15, 2017**

(57) **CLAIM**

(51) **LOC (11) Cl.** ..... **26-06**

The ornamental design for a rear combination lamp for an automobile, as shown and described.

(52) **U.S. Cl.**  
USPC ..... **D26/28**

**DESCRIPTION**

(58) **Field of Classification Search**  
USPC ..... D26/28–36  
CPC ..... F21S 48/00; F21S 48/10; F21S 48/115; F21S 48/225; F21S 48/1233; F21S 48/1266; F21S 48/1388; F21S 48/2268; F21V 21/04; B60Q 9/13; B60Q 9/135; B60Q 9/1375

FIG. 1 is a perspective view of a rear combination lamp for an automobile showing our new design; FIG. 2 is a front view thereof; FIG. 3 is a rear view thereof; FIG. 4 is a top view thereof; FIG. 5 is a bottom view thereof; FIG. 6 is a left side view thereof; and, FIG. 7 is a right side view thereof.

See application file for complete search history.

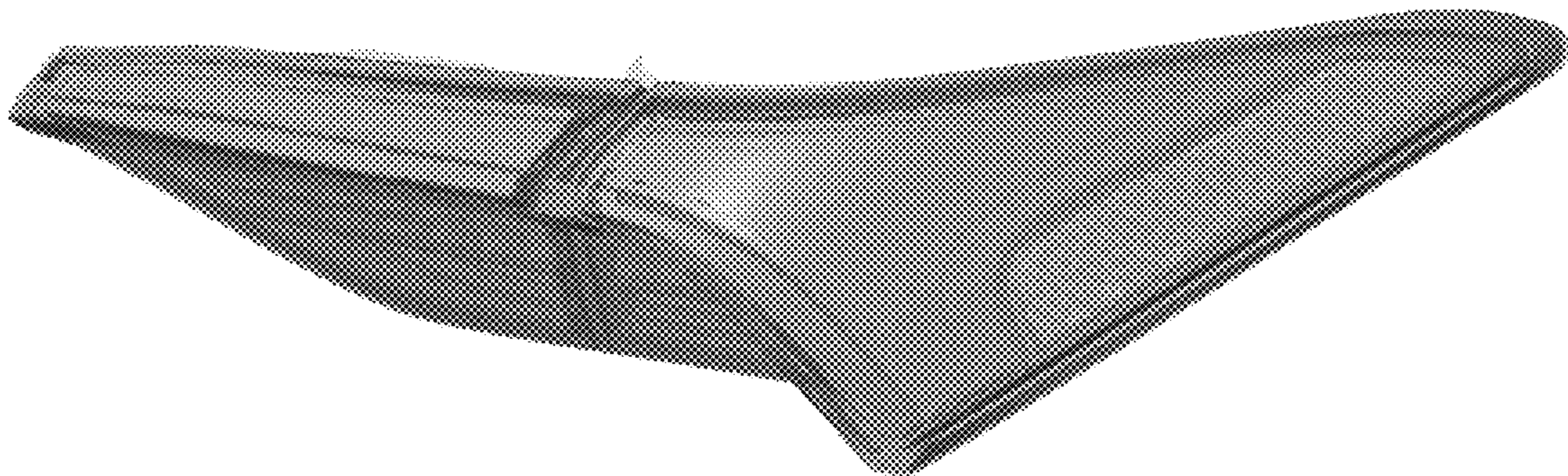
The claimed design is indicated by the relatively dark portions in the figures. The relatively light portions form no part of the claimed design.

(56) **References Cited**

**U.S. PATENT DOCUMENTS**

D526,427 S \* 8/2006 Morioka ..... D26/28  
D595,880 S \* 7/2009 Lamm ..... D26/28

**1 Claim, 7 Drawing Sheets**






FIG. 1




FIG. 2

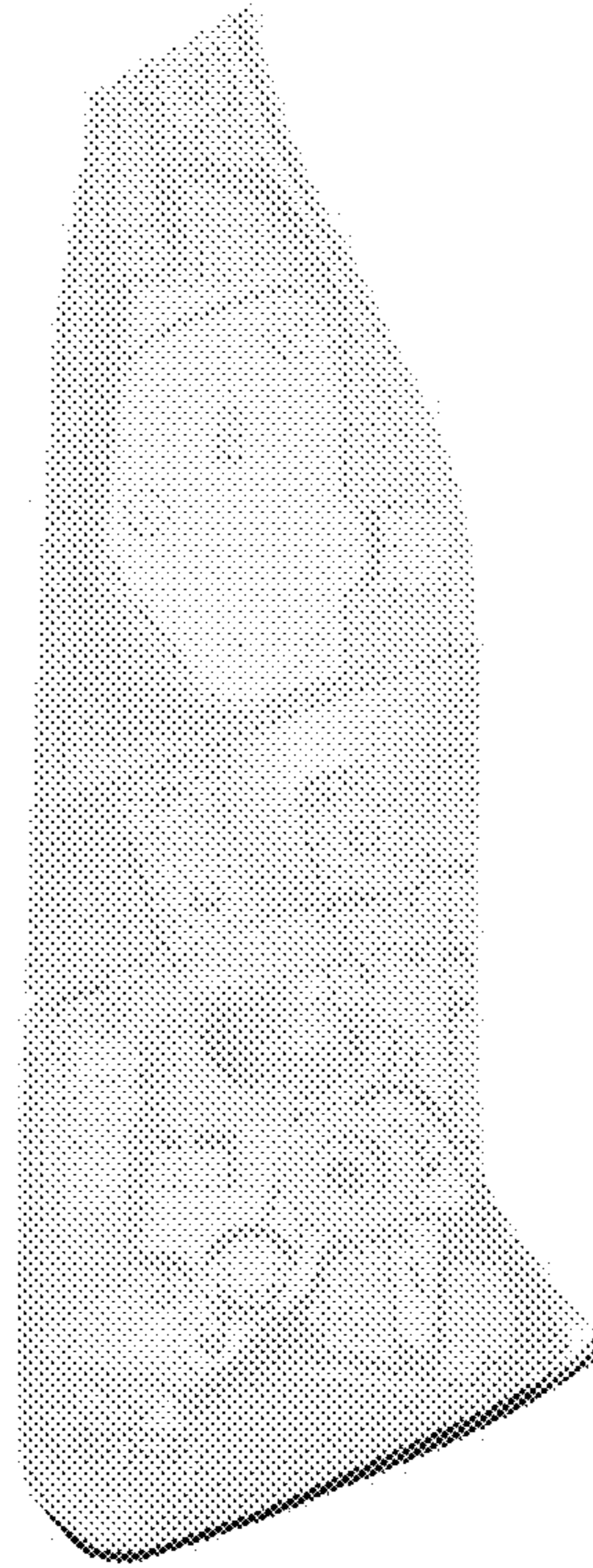


FIG. 3




FIG. 4

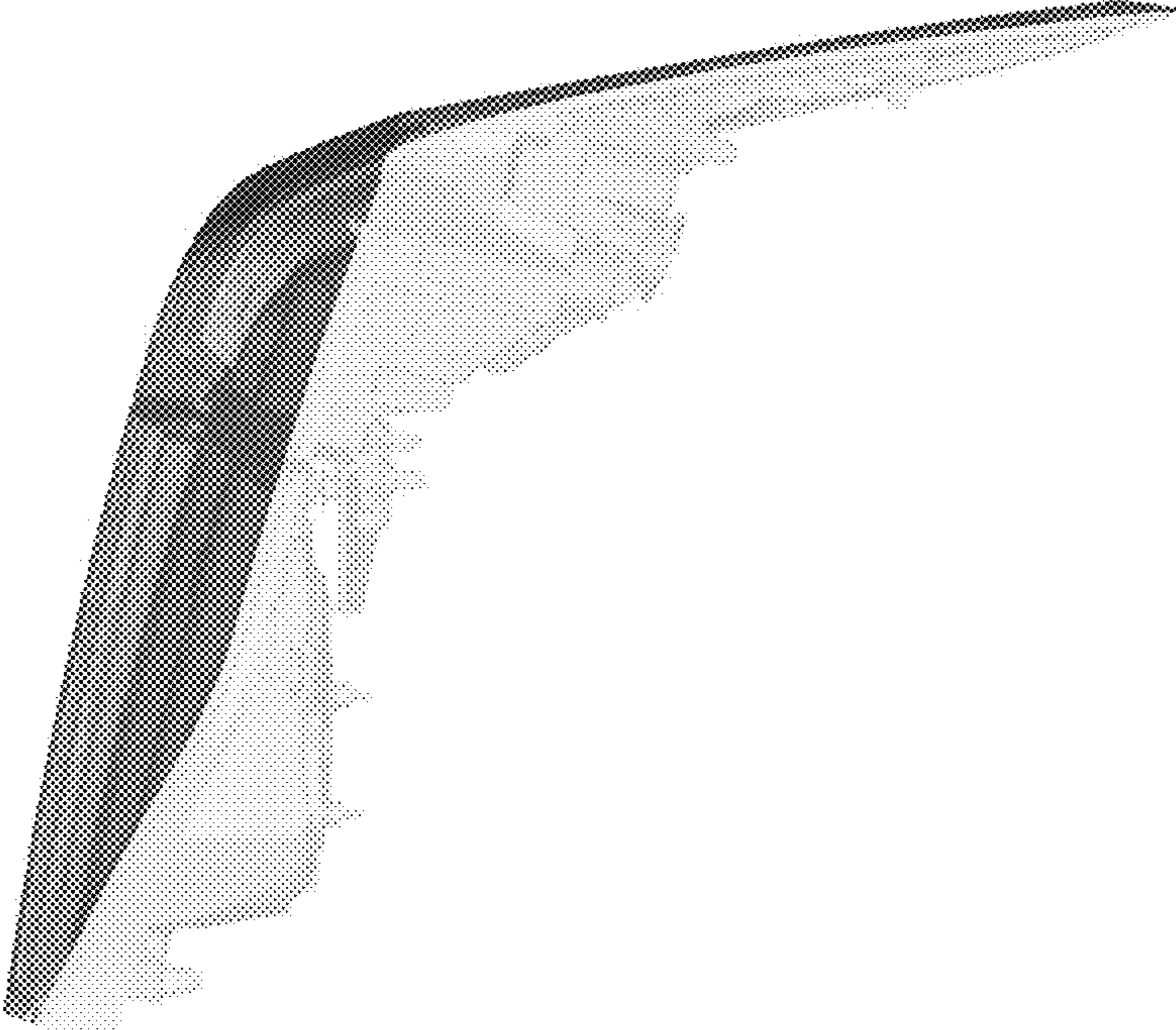


FIG. 5




FIG. 6




FIG. 7