



US00D840566S

(12) **United States Design Patent** (10) **Patent No.:** **US D840,566 S**  
**Lee** (45) **Date of Patent:** **\*\* Feb. 12, 2019**

(54) **FRONT COMBINATION LAMP FOR AN AUTOMOBILE**

(71) Applicant: **Chung Woo Lee**, Ypsilanti, MI (US)

(72) Inventor: **Chung Woo Lee**, Ypsilanti, MI (US)

(73) Assignee: **TOYOTA JIDOSHA KABUSHIKI KAISHA** (JP)

(\*\*) Term: **15 Years**

(21) Appl. No.: **29/626,111**

(22) Filed: **Nov. 15, 2017**

(51) **LOC (11) Cl.** ..... **26-06**

(52) **U.S. Cl.**  
USPC ..... **D26/28**

(58) **Field of Classification Search**  
USPC ..... D26/28-36  
CPC ..... F21S 48/00; F21S 48/10; F21S 48/115;  
F21S 48/225; F21S 48/1233; F21S  
48/1266; F21S 48/1388; F21S 48/2268;  
F21V 21/04; B60Q 9/13; B60Q 9/135;  
B60Q 9/1375

See application file for complete search history.

(56) **References Cited**

**U.S. PATENT DOCUMENTS**

D674,941 S	*	1/2013	Lai	.....	D26/28
D710,044 S	*	7/2014	Lai	.....	D26/28
D721,196 S	*	1/2015	Lai	.....	D26/28
D757,315 S	*	5/2016	Binder	.....	D26/28
D761,454 S	*	7/2016	Futschik	.....	D26/28

**OTHER PUBLICATIONS**

Motortrend Website, Buyer's Guide 2016 Lexus RX vs. Mercedes-Benz GLC vs. Lincoln MKX: wine Country Warriors (2015), <<http://www.motortrend.com/cars/lincoln/mkx/2016/2016-lexus-rx-mercedes-benz-glc-lincoln-mkx-comparison/#2016-lincoln-mkx-awd-27-ecoboost-headlamp>>, available as early as Aug. 27, 2015. Netcarshow Website, Honda Accord (2016), <[https://www.netcarshow.com/honda/2016-accord/1280x960/wallpaper\\_54.htm](https://www.netcarshow.com/honda/2016-accord/1280x960/wallpaper_54.htm)>, available as early as Aug. 17, 2016.

\* cited by examiner

*Primary Examiner* — Marcus A Jackson

(74) *Attorney, Agent, or Firm* — Saidman DesignLaw Group, LLC

(57) **CLAIM**


The ornamental design for a front combination lamp for an automobile, as shown and described.

**DESCRIPTION**

FIG. 1 is a perspective view of a front combination lamp for an automobile showing my new design;  
FIG. 2 is a front view thereof;  
FIG. 3 is a rear view thereof;  
FIG. 4 is a top view thereof;  
FIG. 5 is a bottom view thereof;  
FIG. 6 is a left side view thereof; and,  
FIG. 7 is a right side view thereof.

The claimed design is indicated by the relatively dark portions in the figures. The relatively light portions form no part of the claimed design.

**1 Claim, 7 Drawing Sheets**



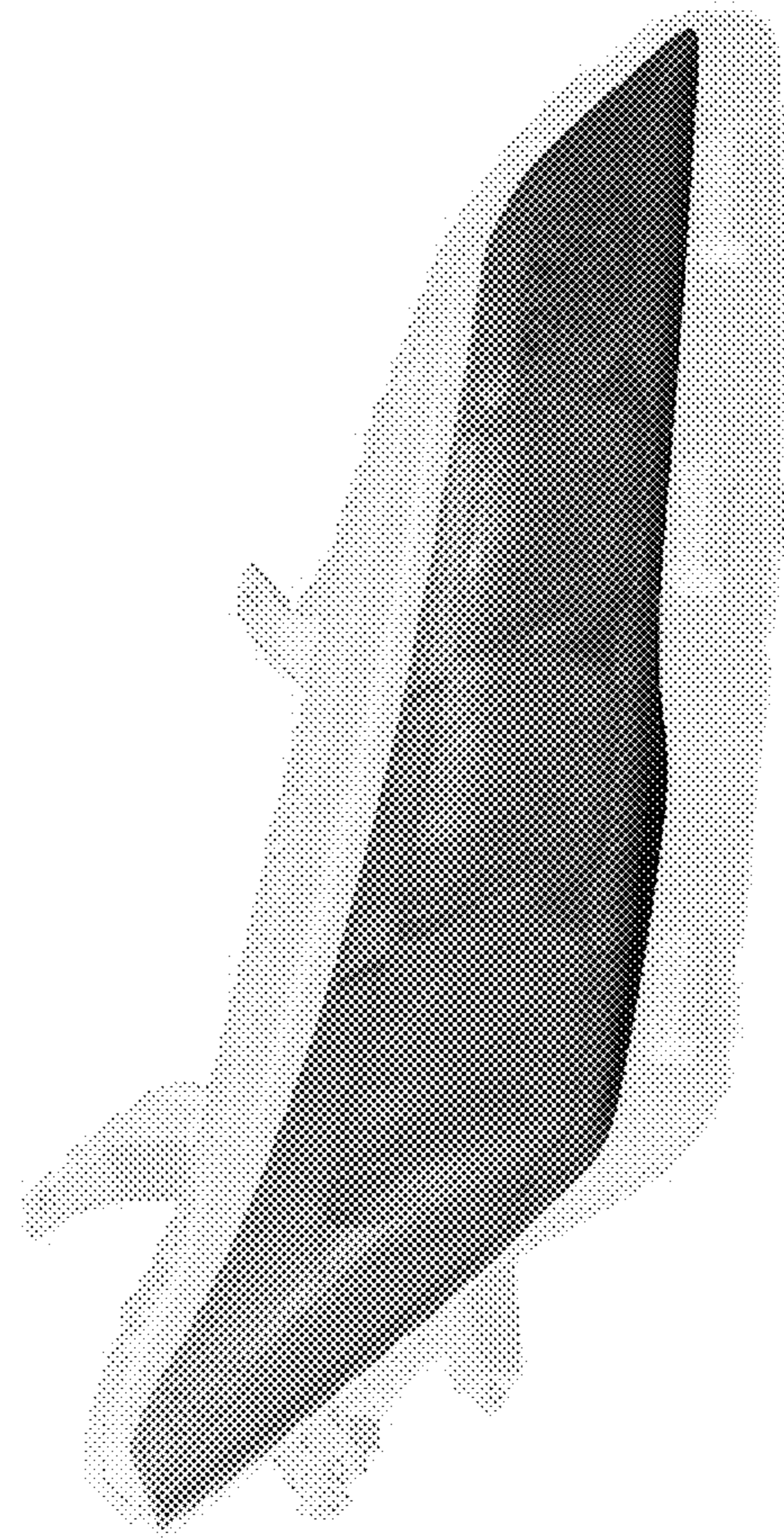


FIG. 1

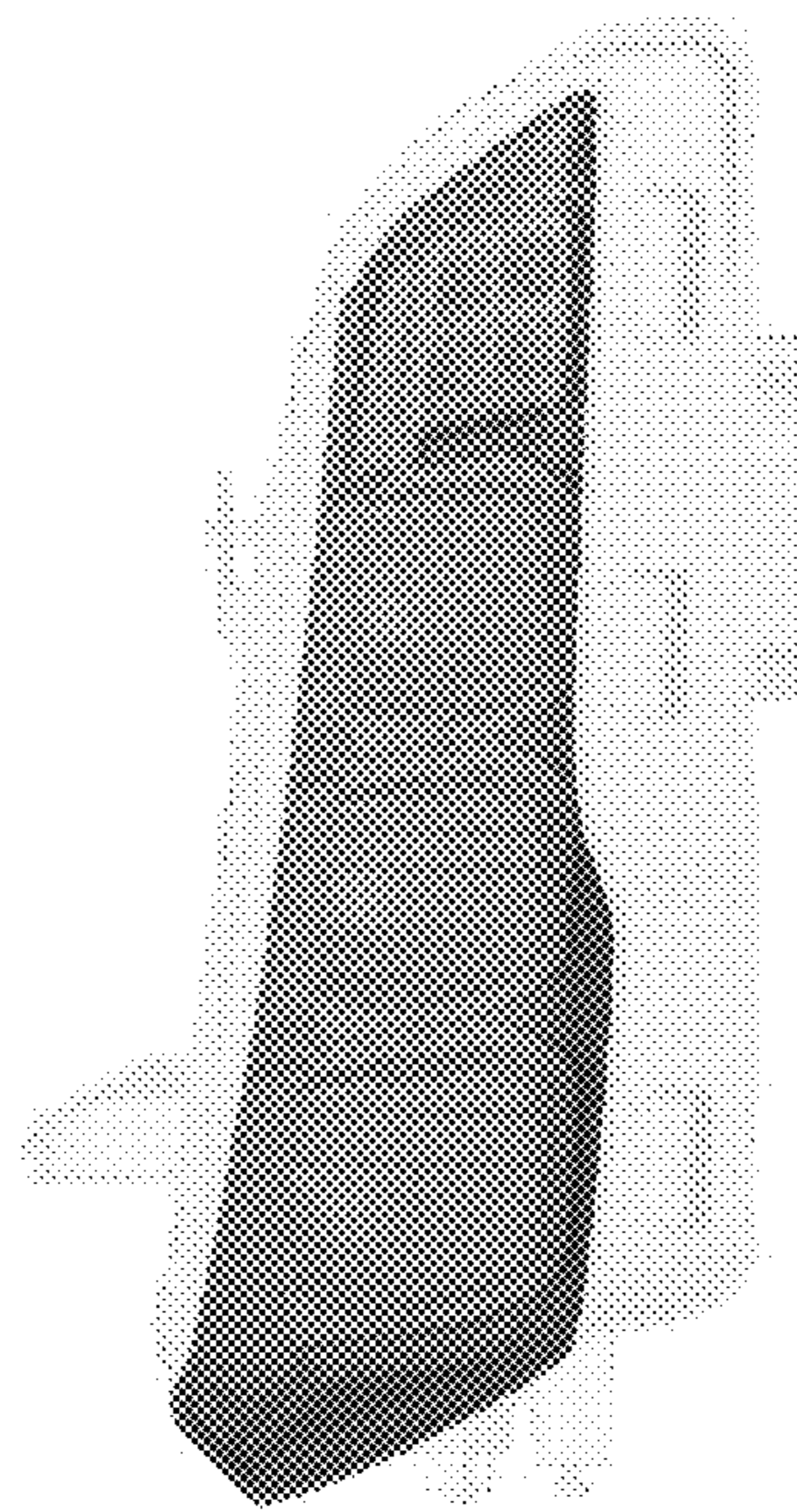


FIG. 2



FIG. 3




FIG. 4

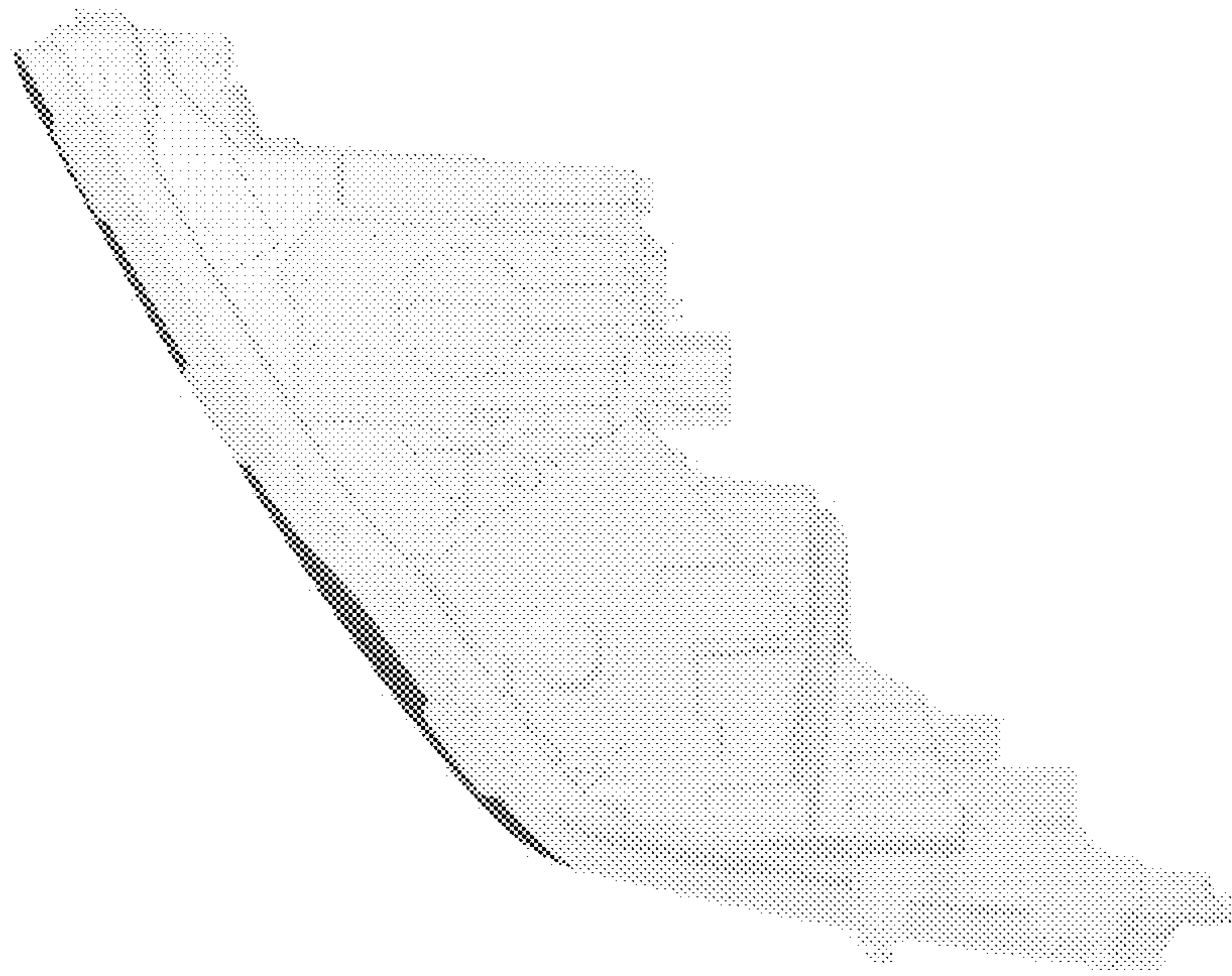


FIG. 5




FIG. 6

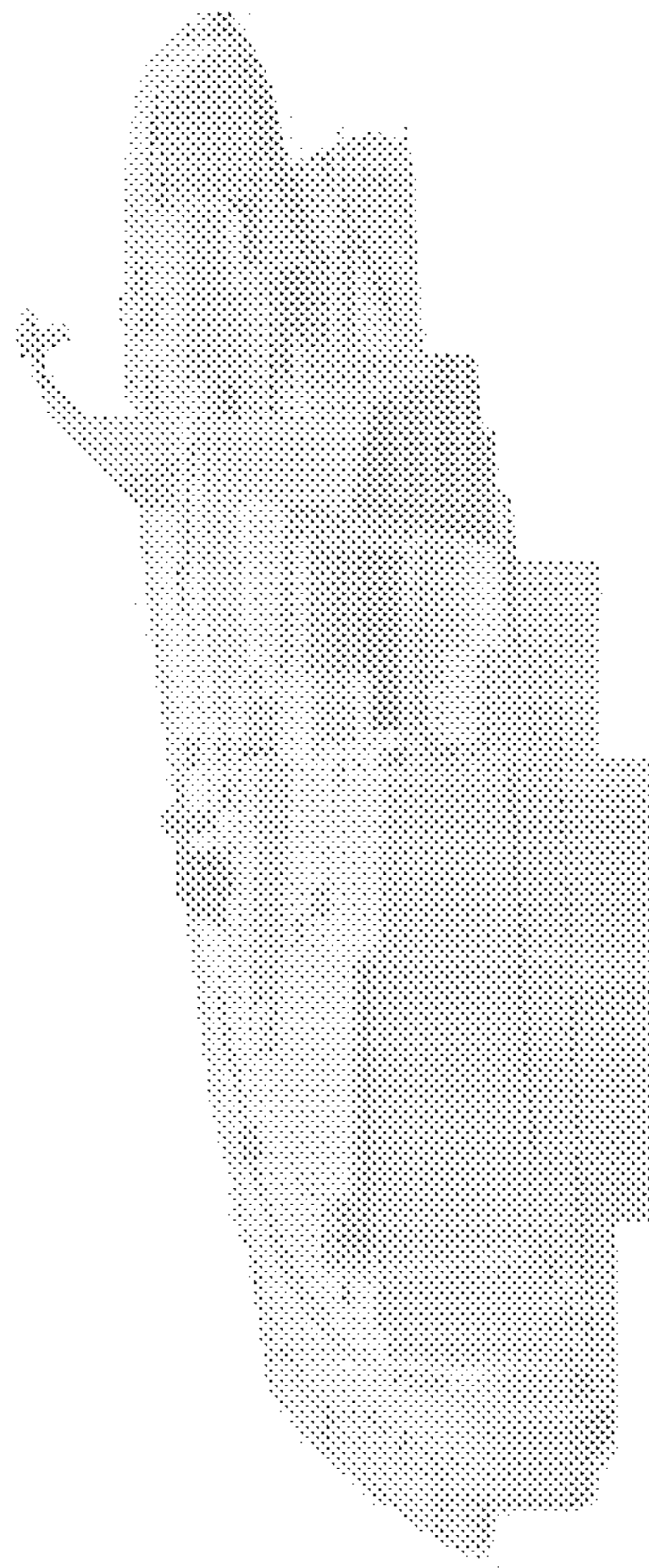


FIG. 7