



US00D840560S

(12) **United States Design Patent**
Hollingsworth et al.

(10) **Patent No.:** **US D840,560 S**

(45) **Date of Patent:** **** Feb. 12, 2019**

- (54) **VESSEL FOR A CANDLE**
- (71) Applicant: **Paddywax, LLC**, Franklin, TN (US)
- (72) Inventors: **Gretchen Hollingsworth**, Nashville, TN (US); **George Panagiotis**, Brentwood, TN (US); **Samuel Joseph Moore**, Nashville, TN (US)
- (73) Assignee: **Paddywax, LLC**, Franklin, TN (US)
- (**) Term: **15 Years**
- (21) Appl. No.: **29/585,310**
- (22) Filed: **Nov. 22, 2016**
- (51) **LOC (11) Cl.** **26-01**
- (52) **U.S. Cl.**
USPC **D26/9**
- (58) **Field of Classification Search**
USPC D26/6, 7, 9, 10, 16, 20, 22; D9/430, D9/454, 414, 516, 560, 715, 719; D7/305, 513, 514, 560, 563, 589, 590, D7/600.1, 601; D11/143
CPC F23D 2900/05001; Y10S 206/819; B44F 9/02; B65D 9/00; B65D 9/02; B65D 9/06
See application file for complete search history.

(56) **References Cited**

U.S. PATENT DOCUMENTS

D227,116 S *	6/1973	Sato	D14/207
D257,641 S *	12/1980	Taylor	D26/6
D276,684 S *	12/1984	Sublett	D27/191
D375,567 S *	11/1996	Hardy	D26/9
D412,368 S *	7/1999	Gazzola	D26/16
6,065,960 A *	5/2000	Hardy	F21V 3/00 431/288
D436,415 S *	1/2001	Hardy	431/125
D443,080 S *	5/2001	Klett	D26/7
D469,893 S *	2/2003	Shen	D26/11
D489,143 S *	4/2004	Clarkson	D26/9
D576,750 S *	9/2008	Adams	D26/9

D576,751 S *	9/2008	Adams	D26/9
D576,752 S *	9/2008	Kubicek	D26/20
D577,136 S *	9/2008	Kubicek	D26/20
D577,447 S *	9/2008	Kubicek	D26/20
D584,430 S *	1/2009	Furner	D26/9
D604,869 S *	11/2009	Kubicek	D26/9
D605,315 S *	12/2009	Kubicek	D26/9
D631,268 S *	1/2011	Yang	D6/518
D658,792 S *	5/2012	Baraky	D26/22
D660,996 S *	5/2012	Rein	D26/22
D667,151 S *	9/2012	Arslanian	D26/9

(Continued)

Primary Examiner — Ian Simmons

Assistant Examiner — Keith Frank

(74) *Attorney, Agent, or Firm* — United IP Counselors, LLC

(57) **CLAIM**

The ornamental design for a vessel for a candle, as shown and described.

DESCRIPTION

This application is related to three other U.S. design patent applications, each of them filed on the same date herewith, all of them also titled “Vessel for a Candle.” These three applications have been assigned application Ser. Nos. 29/585,304, 29/585,305, and Ser. No. 29/585,314, respectively.

FIG. 1 is a perspective view of a vessel for a candle, illustrating our new design;

FIG. 2 is a side elevational view of the vessel of FIG. 1, each side being identical to the others, save for potential variations in wood grain;

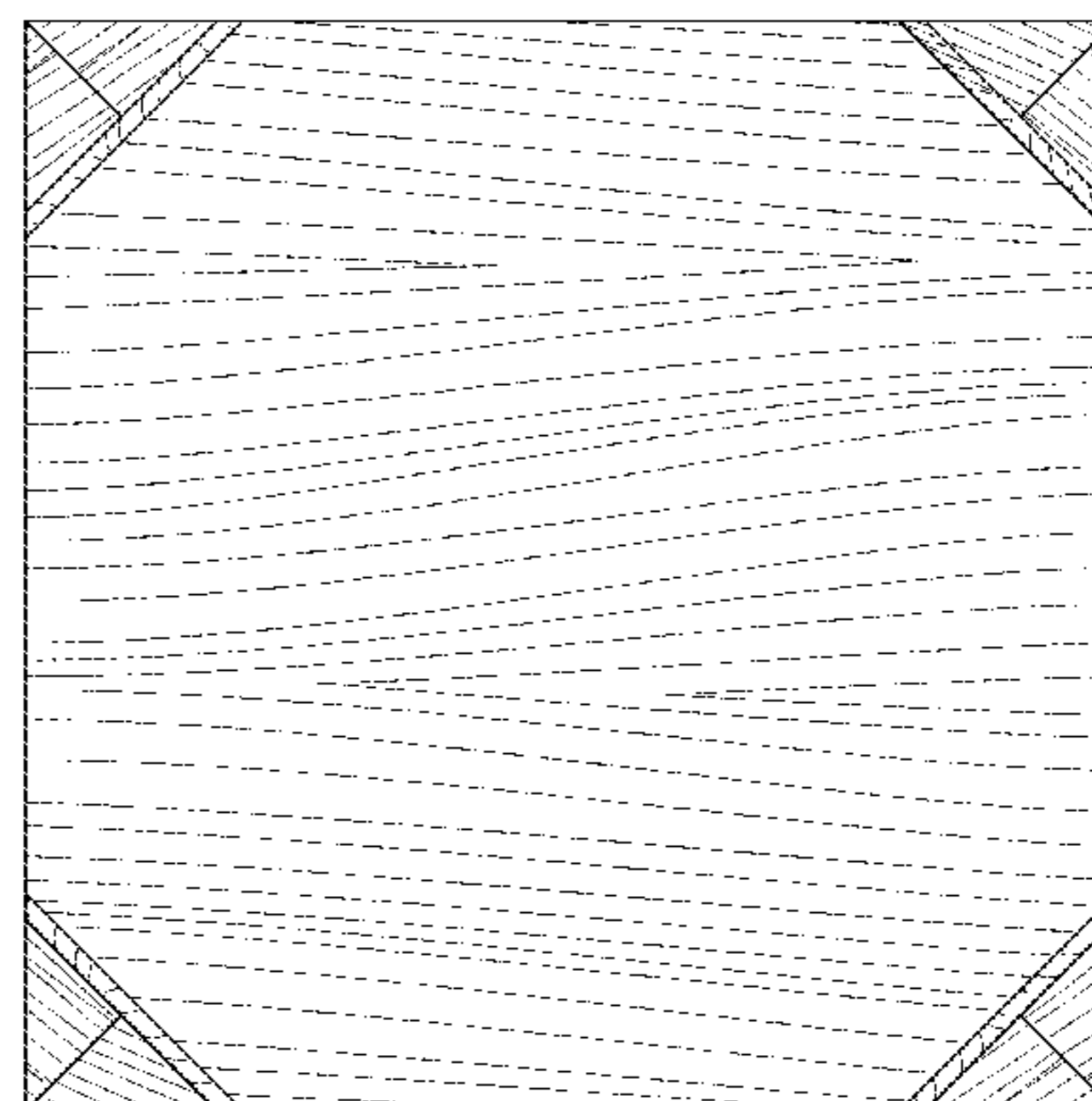
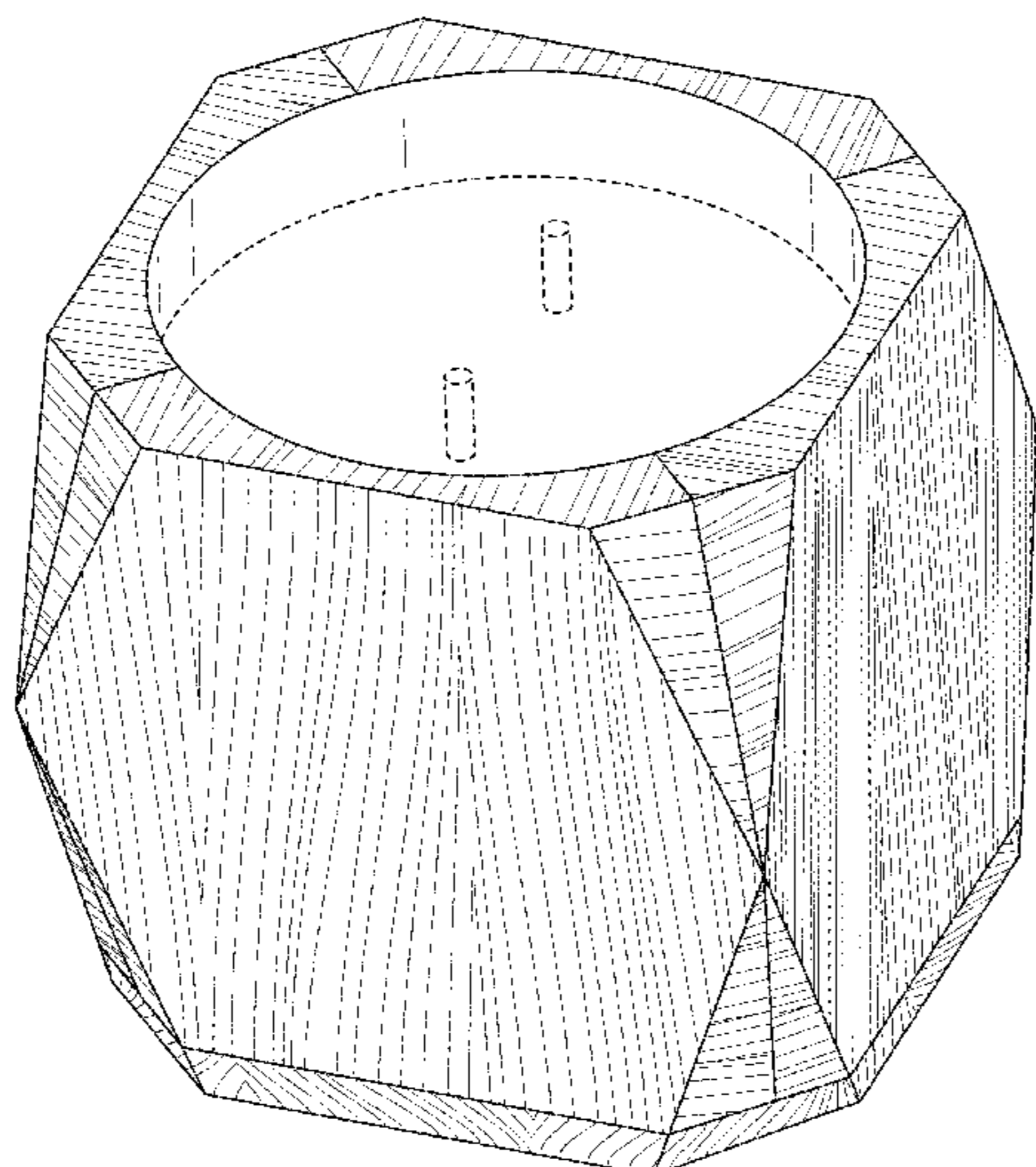
FIG. 3 is a top plan view of the vessel of FIG. 1; and,

FIG. 4 is a bottom plan view of the vessel of FIG. 1.

The exterior shading in FIGS. 1-4 indicates wood grain.

The short-dashed lines in the central cavity of the vessel indicate environmental structure—the candle wax and wicks—that forms no part of the claimed design.

1 Claim, 4 Drawing Sheets



(56)

References Cited

U.S. PATENT DOCUMENTS

D669,714 S * 10/2012 Legreca D6/518
2014/0370450 A1 * 12/2014 Sharma F21V 35/00
431/288

* cited by examiner

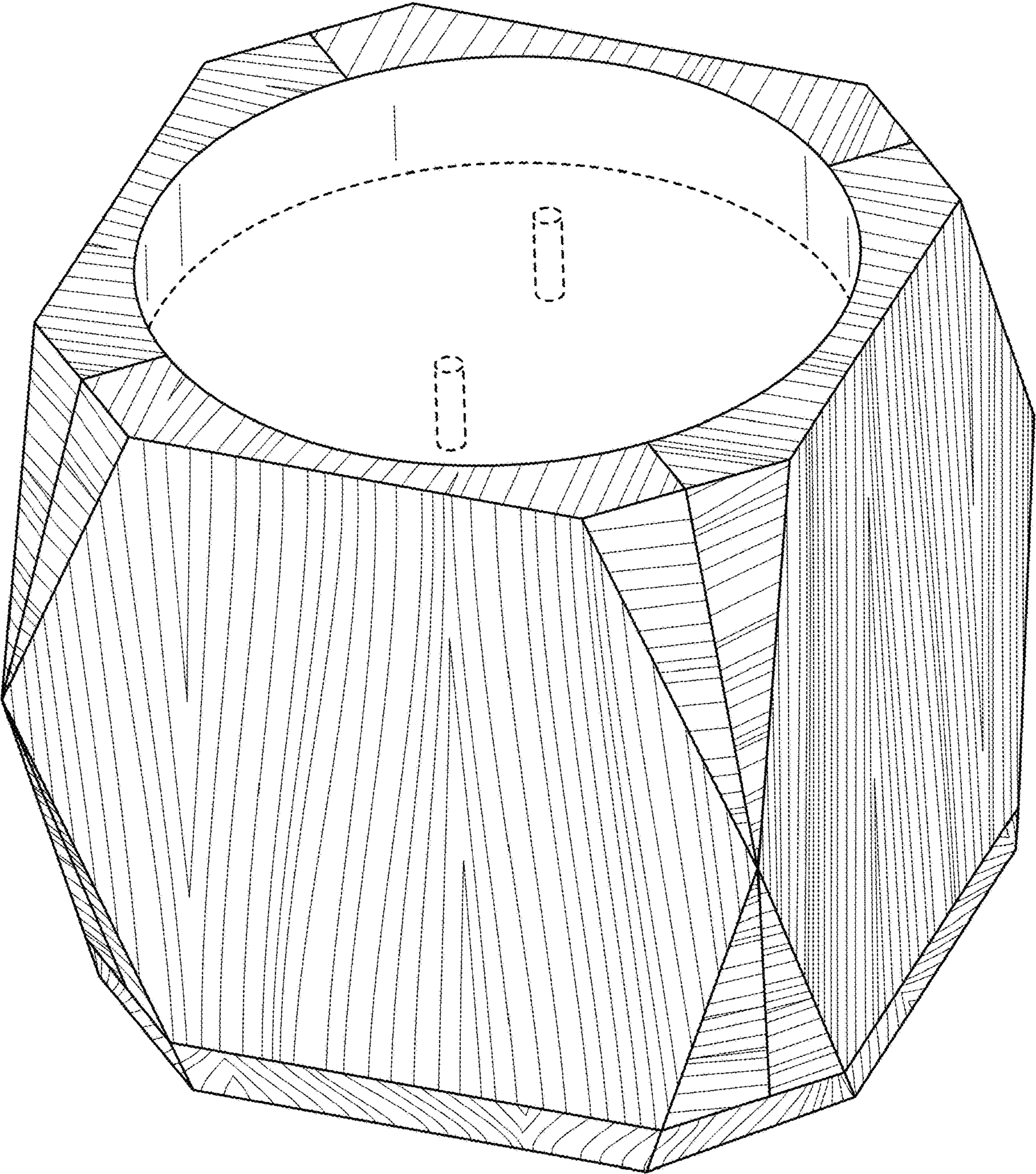


FIG. 1

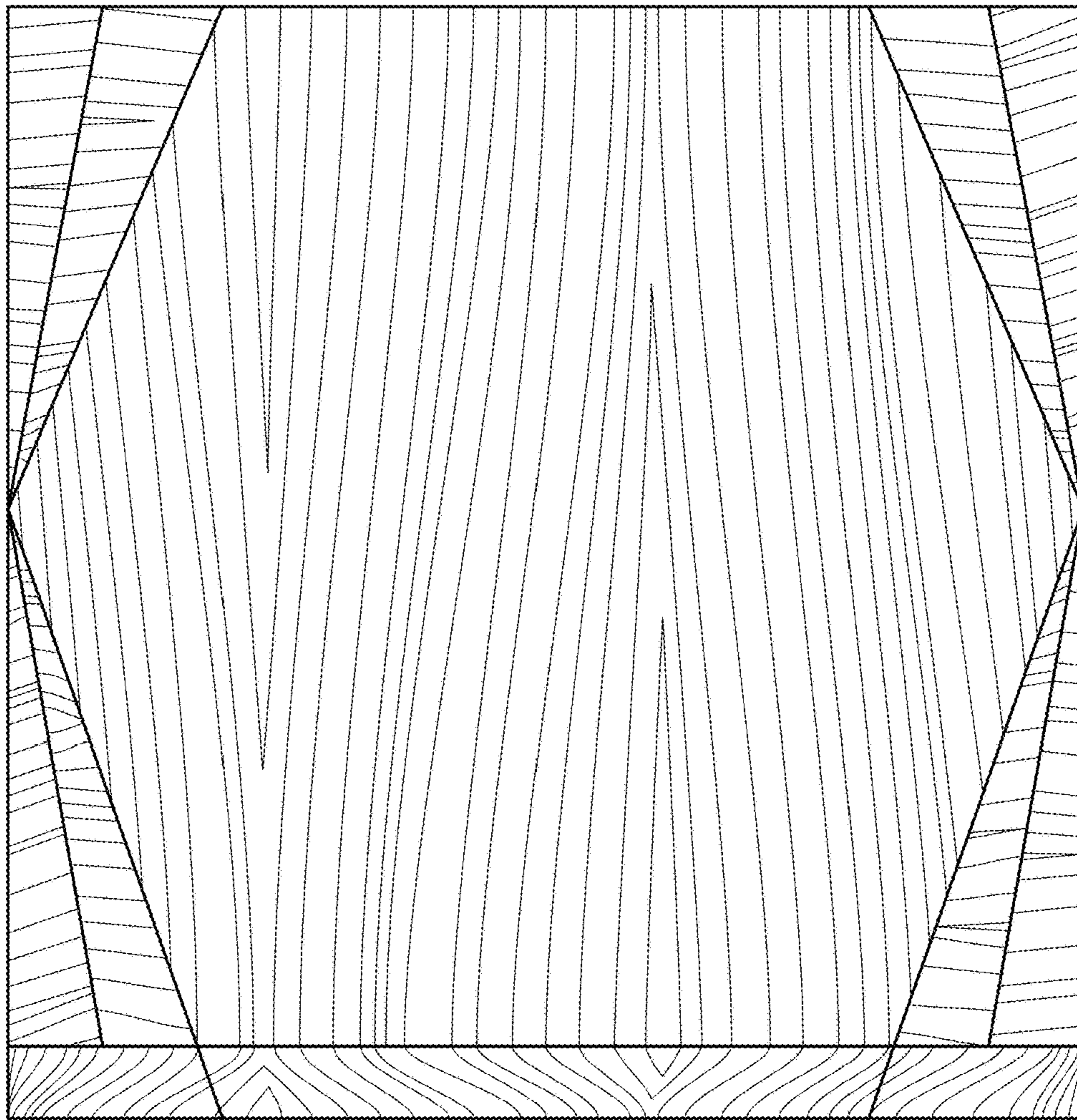


FIG. 2

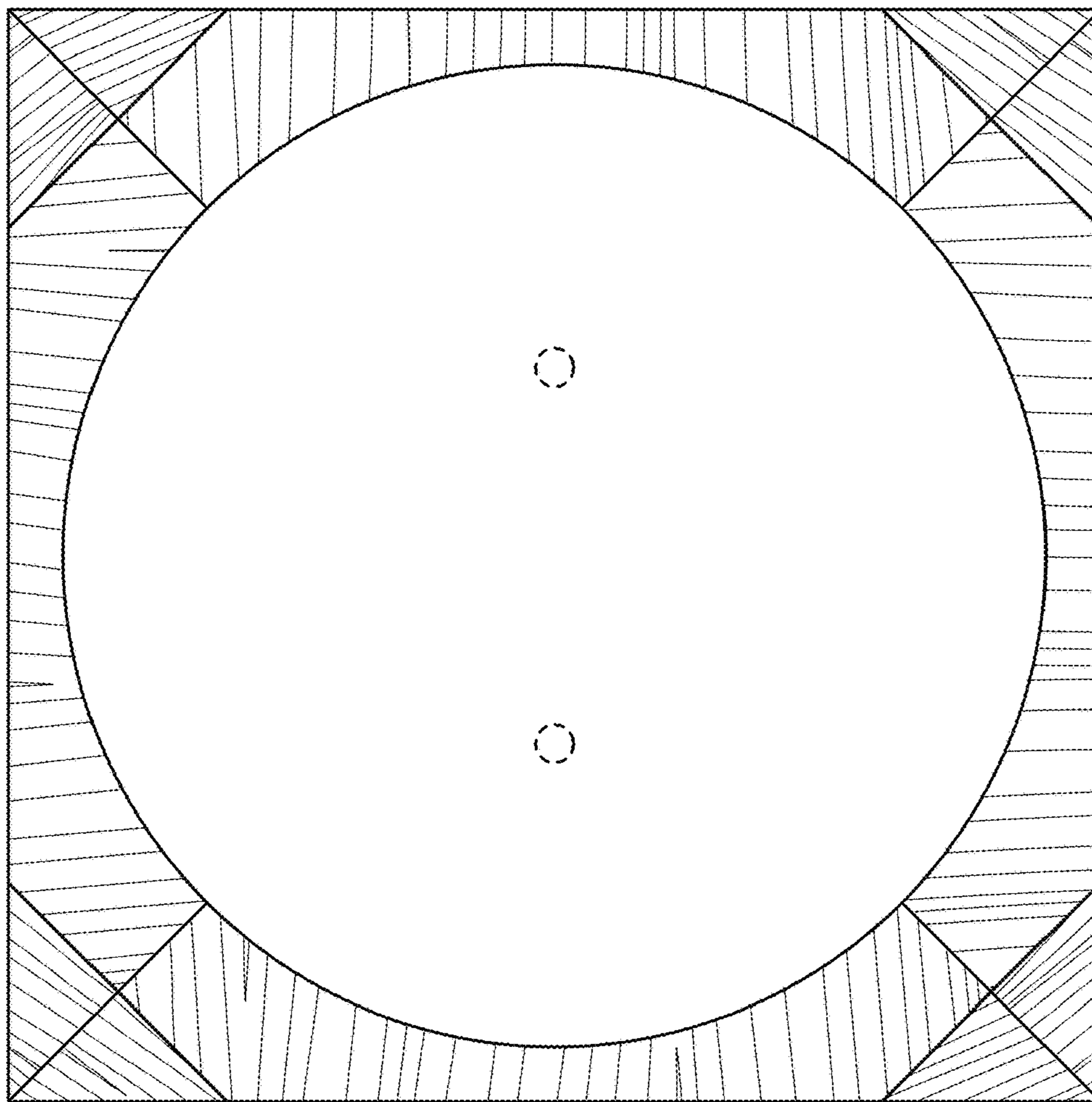


FIG. 3

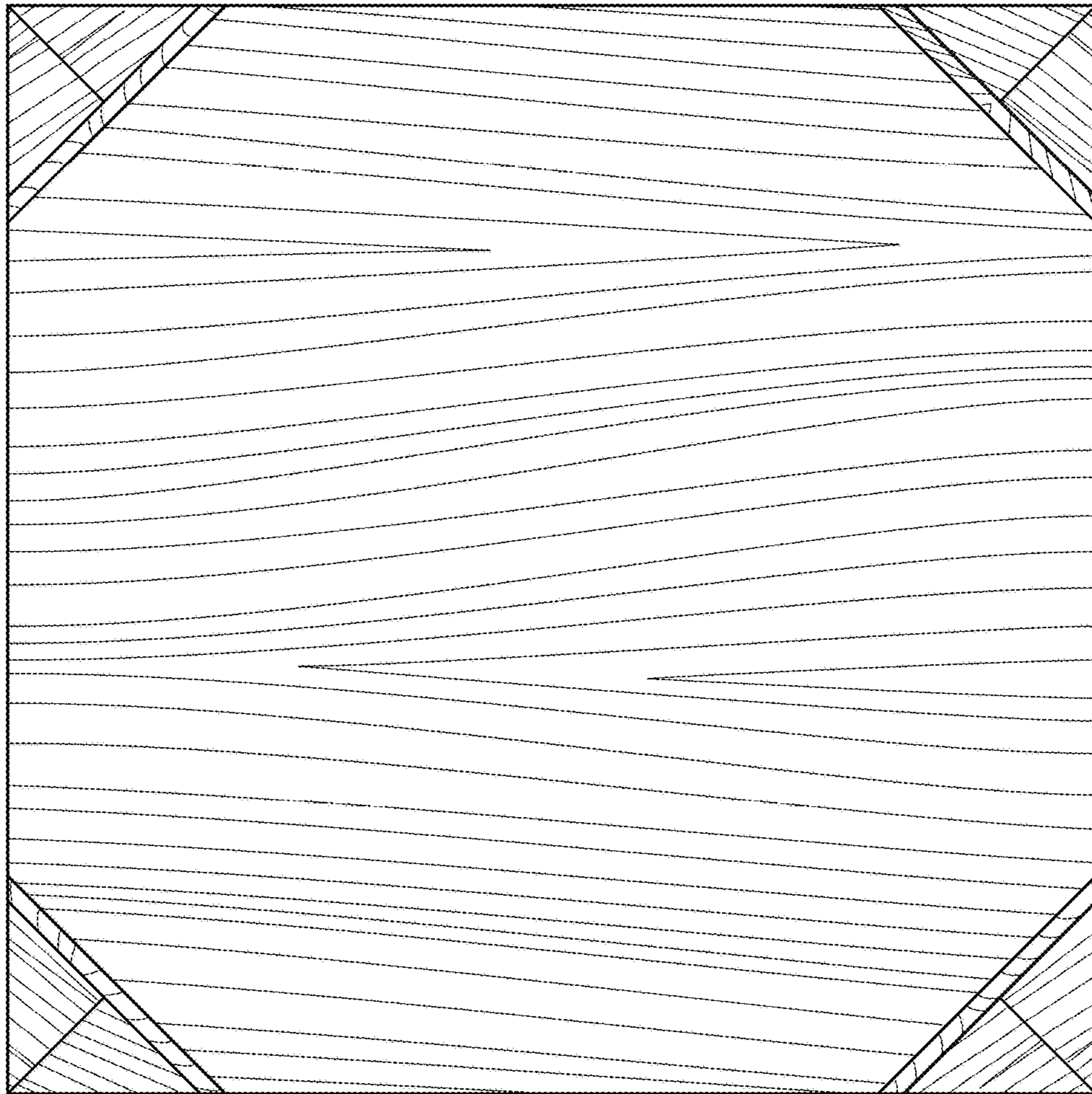


FIG. 4