



US00D840498S

(12) **United States Design Patent**  
**Miskovich**

(10) **Patent No.:** **US D840,498 S**

(45) **Date of Patent:** **\*\* Feb. 12, 2019**

(54) **MODULAR FLUID RETENTION AND MANAGEMENT TRAY**

(71) Applicant: **Joseph S. Miskovich**, Fenton, MI (US)

(72) Inventor: **Joseph S. Miskovich**, Fenton, MI (US)

(73) Assignee: **J.M. Sales Associates, Inc.**

(\*\*) Term: **15 Years**

(21) Appl. No.: **29/613,346**

(22) Filed: **Aug. 9, 2017**

(51) **LOC (11) Cl.** ..... **23-01**

(52) **U.S. Cl.**  
USPC ..... **D23/206**

(58) **Field of Classification Search**  
USPC ..... D23/206, 207, 209; 405/43-49, 36  
CPC ..... A01G 25/06; E02B 11/005; E02B 13/02;  
E03F 1/003; E03F 1/002; E03F 1/005  
See application file for complete search history.

(56) **References Cited**

U.S. PATENT DOCUMENTS

1,529,019	A	3/1925	Evans	
4,910,568	A	3/1990	Takei et al.	
5,087,151	A	2/1992	DiTullio	
5,241,979	A	9/1993	Chang	
5,322,387	A	6/1994	Heine et al.	
5,445,730	A	8/1995	Pattee	
5,890,838	A	4/1999	Moore, Jr. et al.	
6,062,767	A	5/2000	Kizhnerman et al.	
6,132,139	A	10/2000	Hashimoto et al.	
6,379,541	B1	4/2002	Nicholas	
6,383,372	B1	5/2002	Houck et al.	
7,226,241	B2	6/2007	DiTullio	
7,621,695	B2 *	11/2009	Smith	E03F 1/005 210/170.03
D617,867	S *	6/2010	May	D23/206
7,744,756	B2	6/2010	Davis, Jr.	

7,806,627	B2	10/2010	DiTullio	
7,887,256	B2	2/2011	Miskovich	
8,147,688	B2	4/2012	Adams et al.	
8,770,890	B2 *	7/2014	May	E03F 1/002 405/126
9,441,355	B2 *	9/2016	Burkhart, Sr.	E03F 1/002
D795,384	S *	8/2017	Kent	A01G 9/033 D23/206
D795,385	S *	8/2017	Kent	E03F 1/002 D23/206
9,879,428	B2 *	1/2018	Zwier	A01G 9/033
2003/0070977	A1	4/2003	Anderson	

(Continued)

FOREIGN PATENT DOCUMENTS

EP	780524	A1	6/1997
EP	0803618	A2	10/1997

(Continued)

*Primary Examiner* — Robin V Webster  
(74) *Attorney, Agent, or Firm* — Young Basile Hanlon & MacFarlane, P.C.

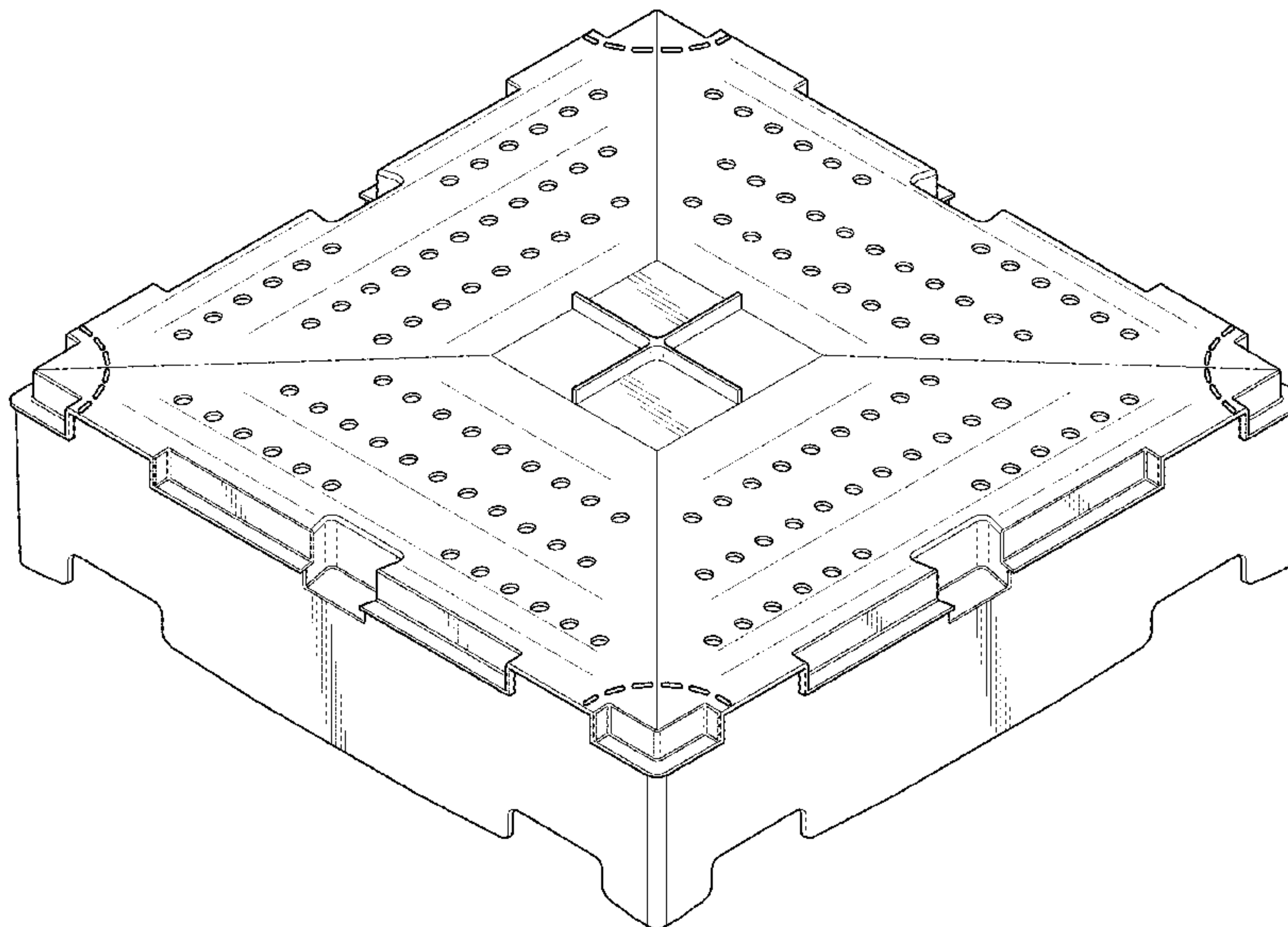
(57) **CLAIM**

The ornamental design for a modular fluid retention and management tray, as shown and described.

**DESCRIPTION**

FIG. 1 is a top perspective view of another embodiment of a modular tray.  
FIG. 2 is bottom perspective view of the tray of FIG. 1.  
FIG. 3 is a top view of the tray of FIG. 1.  
FIG. 4 is a front elevation view of the tray of FIG. 1, the rear elevation view is a mirror image of the front elevation view.  
FIG. 5 is a right side elevation view of the tray of FIG. 1, the left side elevation view is a mirror image of the right side elevation view; and,  
FIG. 6 is a bottom view of the tray of FIG. 1.

**1 Claim, 5 Drawing Sheets**



(56)

**References Cited**

U.S. PATENT DOCUMENTS

2004/0184884 A1 9/2004 DiTullio  
2004/0253054 A1 12/2004 Atchley  
2006/0233612 A1 10/2006 DiTullio  
2007/0258770 A1 11/2007 Miskovich  
2008/0035547 A1 2/2008 Miller  
2008/0181725 A1 7/2008 Miskovich  
2009/0180834 A1 7/2009 Hedstrom et al.  
2009/0261036 A1 10/2009 Lucas  
2010/0059430 A1 3/2010 Adams et al.  
2013/0008841 A1 1/2013 Miskovich

FOREIGN PATENT DOCUMENTS

EP 1932975 A1 6/2008  
EP 2322733 A1 5/2011  
NL 1020177 C2 9/2003  
WO 03069074 A1 8/2003

\* cited by examiner

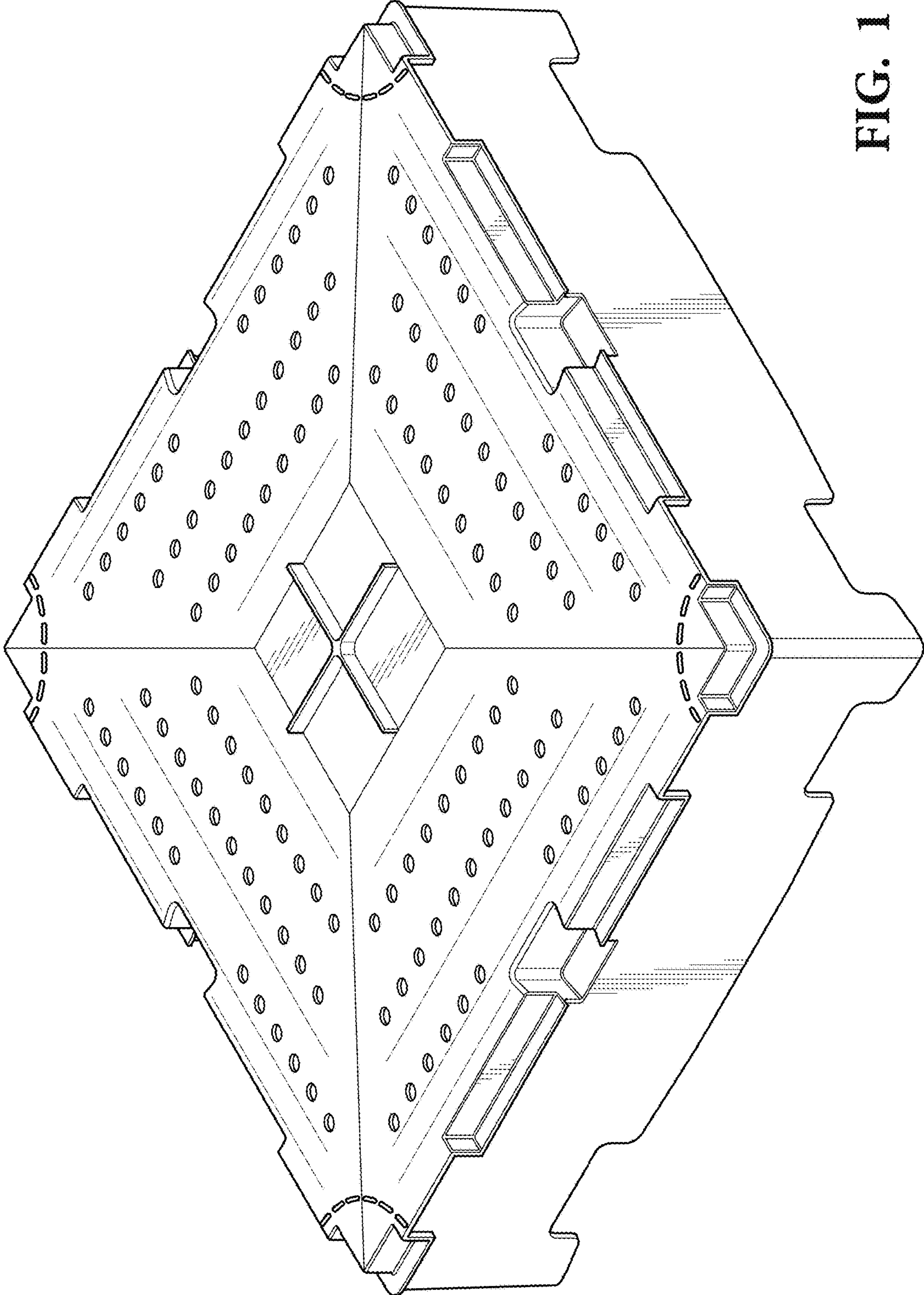


FIG. 1



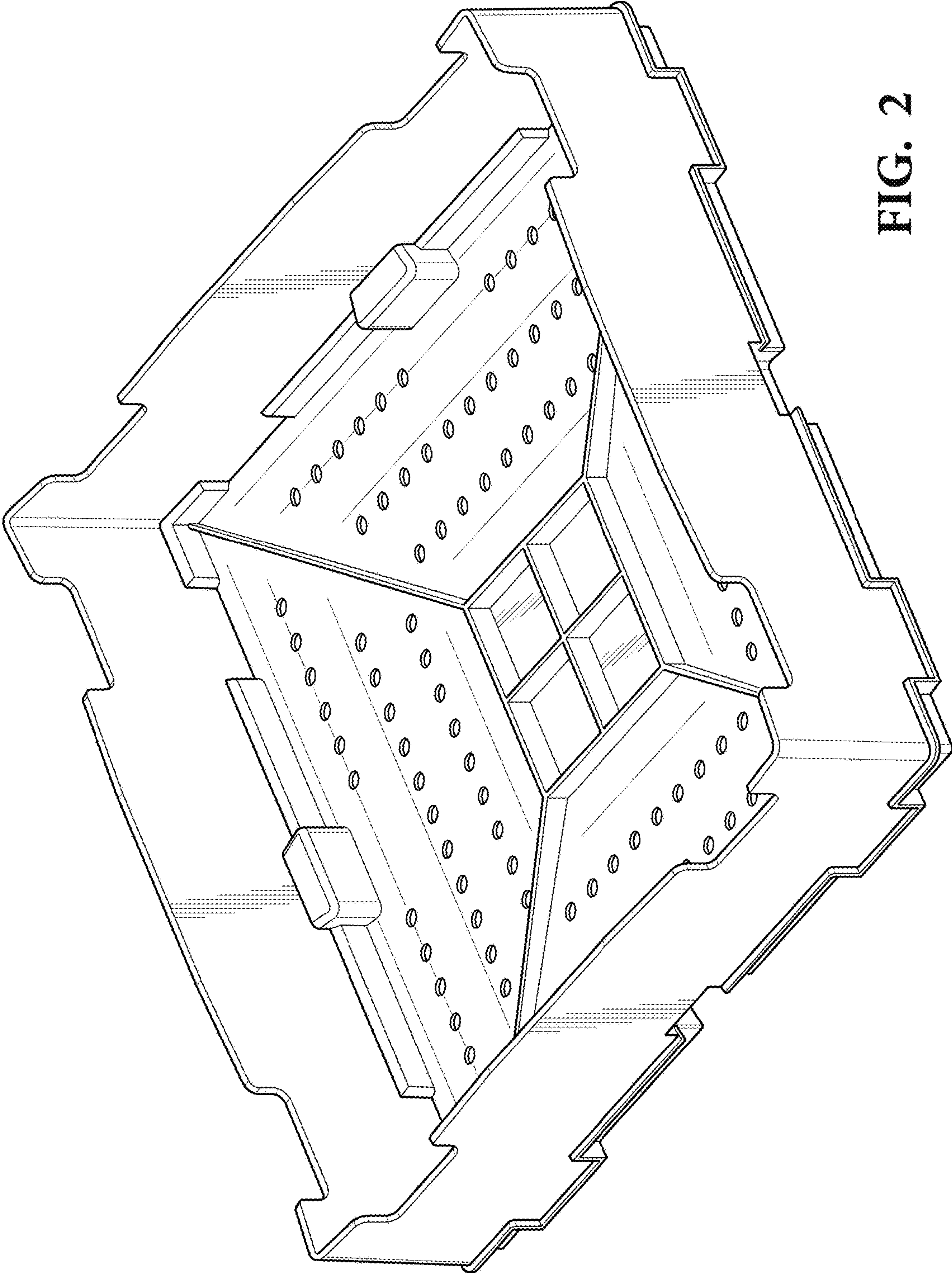


FIG. 2

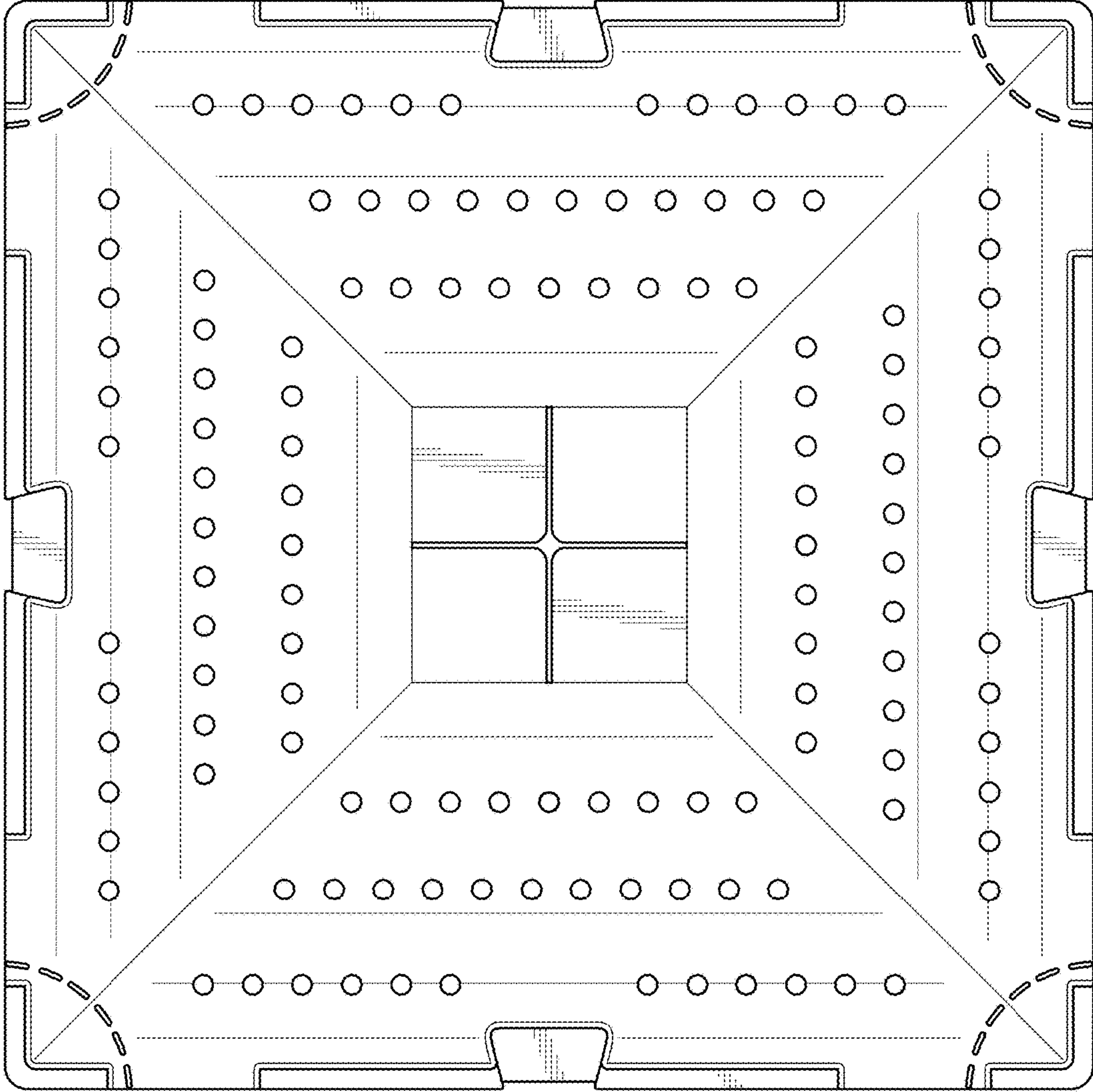


FIG. 3

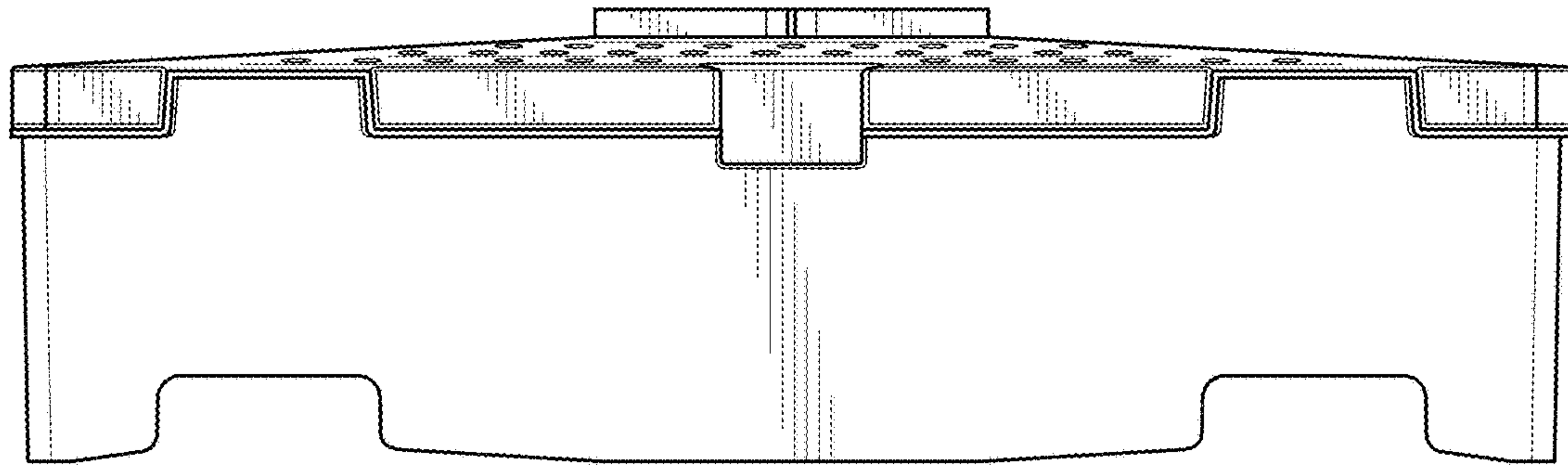


FIG. 4

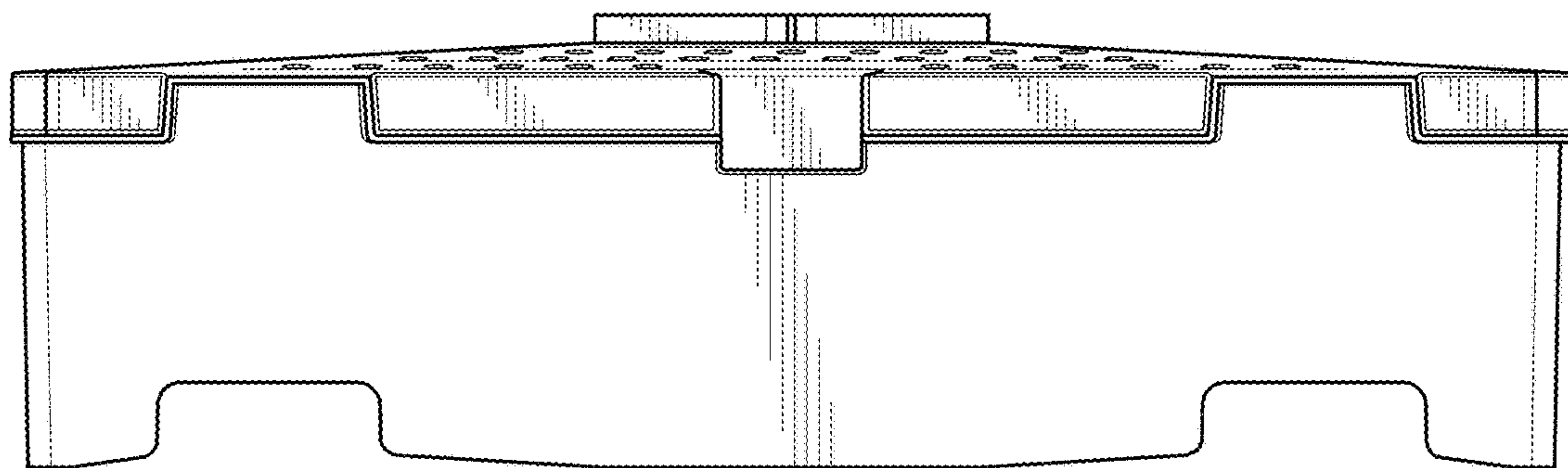


FIG. 5

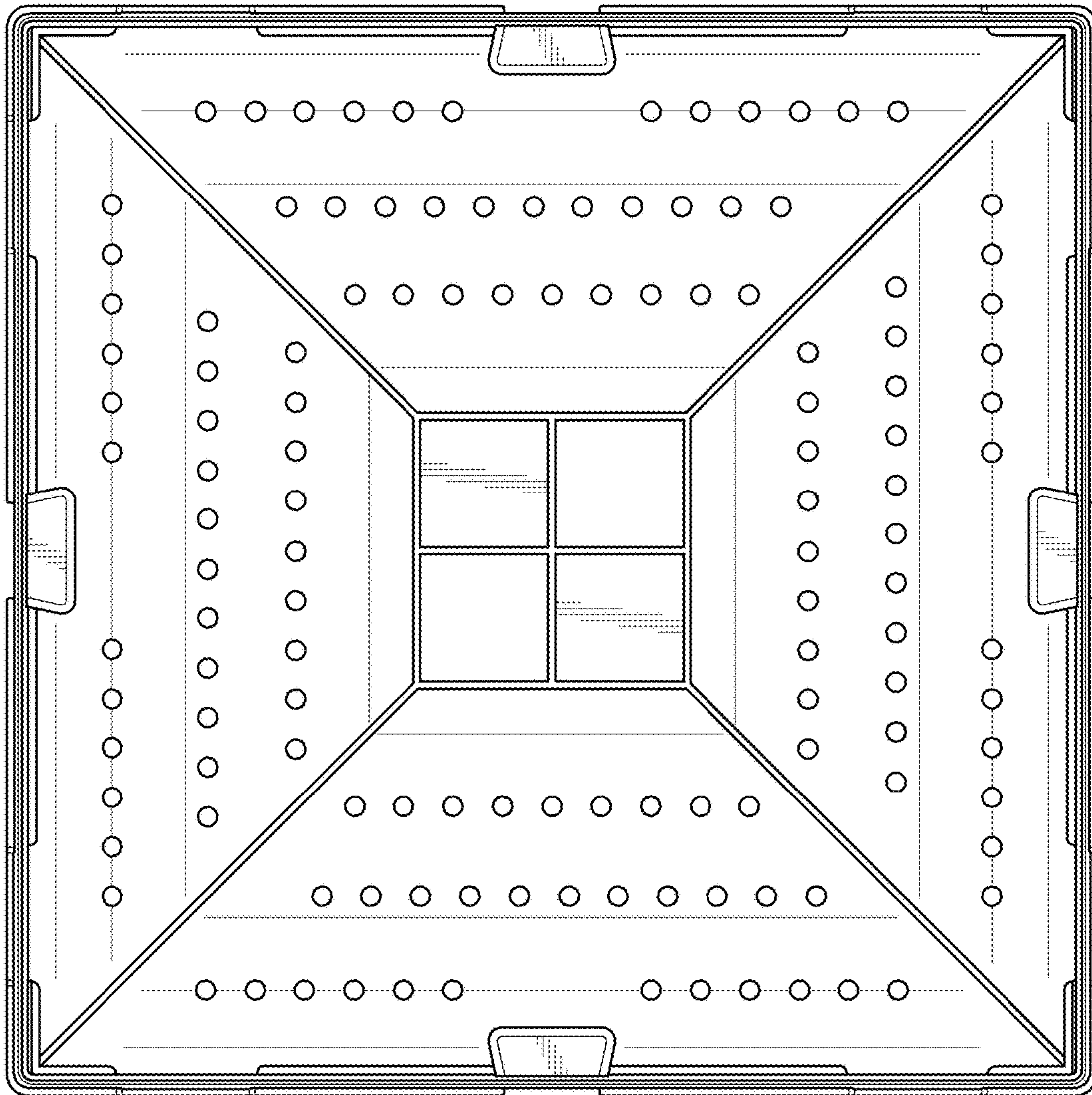


FIG. 6