



US00D840495S

(12) **United States Design Patent**
Kindig et al.

(10) **Patent No.:** **US D840,495 S**
(45) **Date of Patent:** **** Feb. 12, 2019**

- (54) **CROSSBOW STOCK BACK EDGE**
- (71) Applicant: **Hunter's Manufacturing Company, Inc.**, Suffield, OH (US)
- (72) Inventors: **Michael A. Kindig**, Aurora, OH (US);
Michael J. Shaffer, Mogadore, OH (US)
- (73) Assignee: **Hunter's Manufacturing Co., Inc.**, Suffield, OH (US)

- D622,802 S * 8/2010 Fitzpatrick D22/103
- 7,779,824 B2 8/2010 Bednar
- D636,834 S * 4/2011 Mayberry D22/108
- D655,777 S * 3/2012 Burt D22/108
- D661,366 S * 6/2012 Zusman F41C 23/04
D22/108
- D688,768 S * 8/2013 Fitzpatrick D22/108
- D697,162 S * 1/2014 Faifer D22/108
- 8,689,774 B1 4/2014 Ritz
- D704,294 S 5/2014 Jarboe
- D716,398 S 10/2014 Barnett
(Continued)

(**) Term: **15 Years**

(21) Appl. No.: **29/598,025**

(22) Filed: **Mar. 22, 2017**

(51) **LOC (11) Cl.** **22-01**

(52) **U.S. Cl.**
USPC **D22/111**

(58) **Field of Classification Search**
USPC D22/100, 101, 102, 103, 104, 105, 106,
D22/107, 108, 109, 110, 111; D21/567,
D21/570, 571, 573, 574, 575
CPC F41B 5/14; F41B 5/00; F41C 27/00; F41C
23/14; F41C 23/06; F41C 3/00; F41C
7/00; F41C 23/20; F41C 23/08; F41C
23/10; F41G 11/003; F41G 1/18; F41G
1/38; F41G 1/545

See application file for complete search history.

(56) **References Cited**

U.S. PATENT DOCUMENTS

- D274,541 S * 7/1984 McCone D22/111
- D376,188 S * 12/1996 Riecken D22/108
- D523,096 S * 6/2006 Pflaumer D21/573
- D589,578 S * 3/2009 Choma F41B 5/12
D22/107
- D590,907 S 4/2009 Barnett
- D600,308 S 9/2009 Fitzpatrick et al.
- D620,546 S * 7/2010 Fitzpatrick D22/111

OTHER PUBLICATIONS

<https://www.amazon.com/UTG-AK47-Combat-Butt-Pad/dp/B002TUSK06>—Retrieved on Feb. 23, 2018.*

(Continued)

Primary Examiner — Manpreet S Matharu

Assistant Examiner — Mojtaba Tehrani

(74) *Attorney, Agent, or Firm* — Emerson Thomson
Bennett, LLC

(57) **CLAIM**

We claim the ornamental design for a crossbow stock back edge, as shown and described.

DESCRIPTION

FIG. 1 is a back perspective view of a crossbow stock back edge, showing our new design.

FIG. 2 is a back view thereof;

FIG. 3 is a left side view thereof;

FIG. 4 is a right side view thereof;

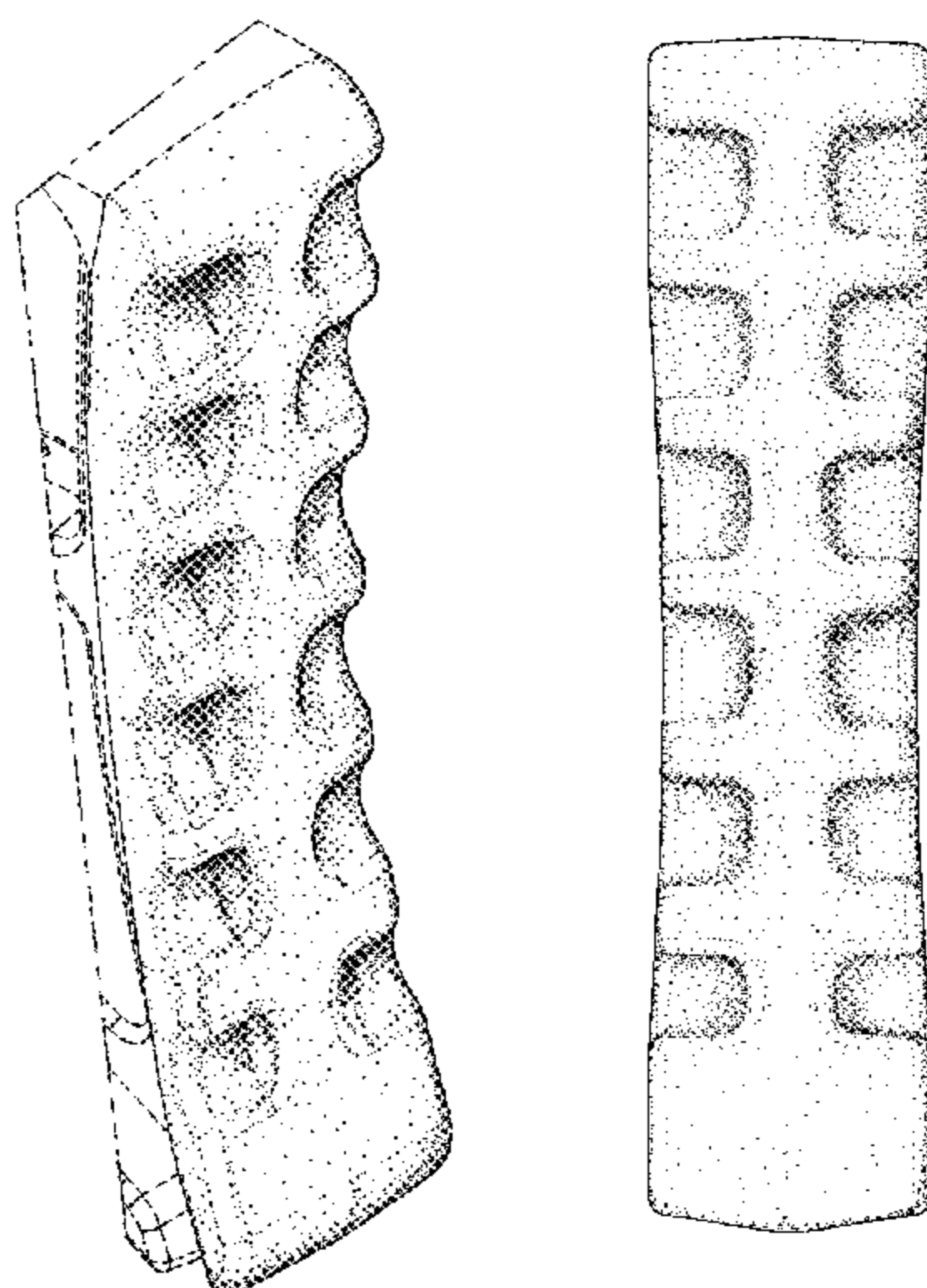
FIG. 5 is a top view thereof;

FIG. 6 is a bottom view thereof; and,

FIG. 7 is a back perspective view thereof, in condition of use.

The broken line in the figure drawings represents unclaimed environment only and forms no part of the claimed design.

1 Claim, 5 Drawing Sheets



(56)

References Cited

U.S. PATENT DOCUMENTS

D716,399	S		10/2014	Barnett	
8,978,284	B1 *		3/2015	Zusman	F41C 23/14 42/1.06
D733,223	S *		6/2015	Chu	D21/573
D736,340	S *		8/2015	Mayberry	D22/111
D738,965	S *		9/2015	Yang	D21/570
D738,981	S *		9/2015	Zusman	D22/108
D739,478	S *		9/2015	Yang	D21/570
D744,048	S *		11/2015	Chu	D21/573
D759,184	S *		6/2016	Quinnan	D22/108
D760,326	S *		6/2016	Chu	D21/573
D774,619	S *		12/2016	Mather	D22/108
D775,298	S		12/2016	Barnett	
D775,299	S		12/2016	Barnett	
9,784,527	B2 *		10/2017	Helms	F41C 23/22
2009/0178323	A1 *		7/2009	Fluhr	F41C 23/20 42/71.01
2009/0277066	A1 *		11/2009	Burt	F41A 3/66 42/6
2012/0174456	A1 *		7/2012	DePierro	F41C 23/20 42/71.01
2014/0075815	A1 *		3/2014	Jarboe	F41C 23/04 42/73

OTHER PUBLICATIONS

<https://www.amazon.com/Exclusively-Sub2000-Generation-Foldable-Carbine/dp/B0153H0J0K>—Retrieved on Feb. 23, 2018.*

* cited by examiner

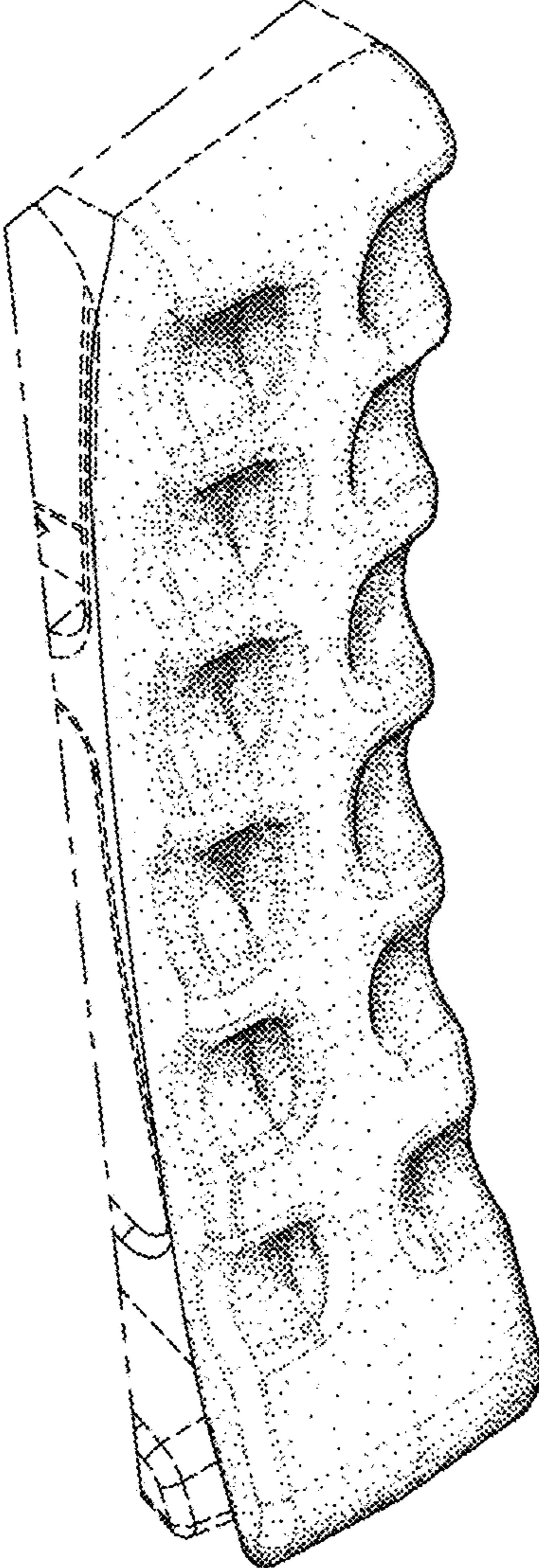


FIG. 1




FIG. 2

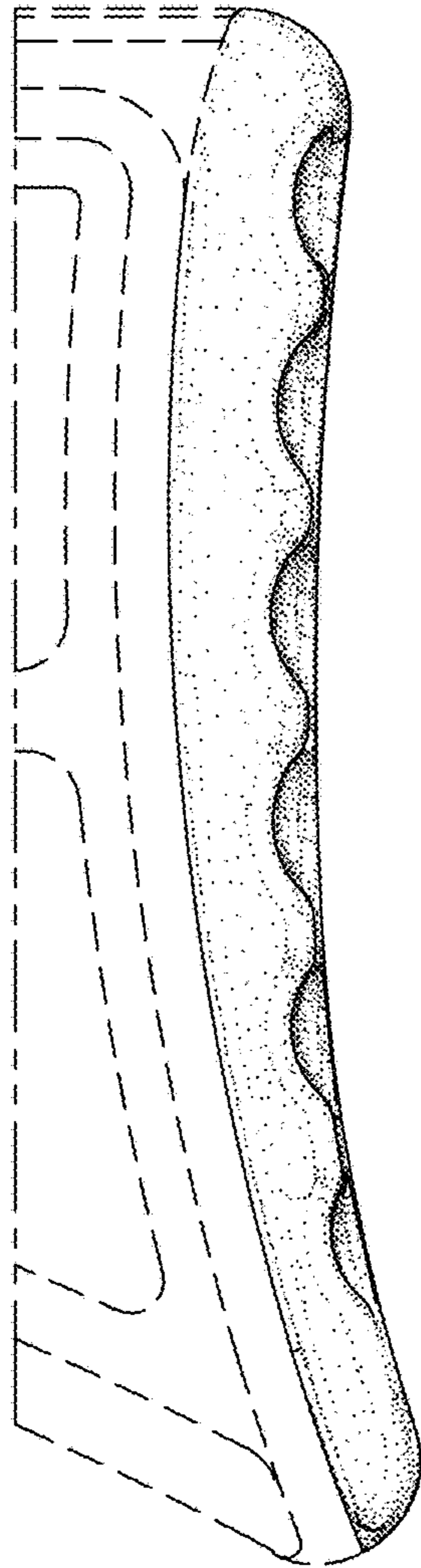


FIG. 3

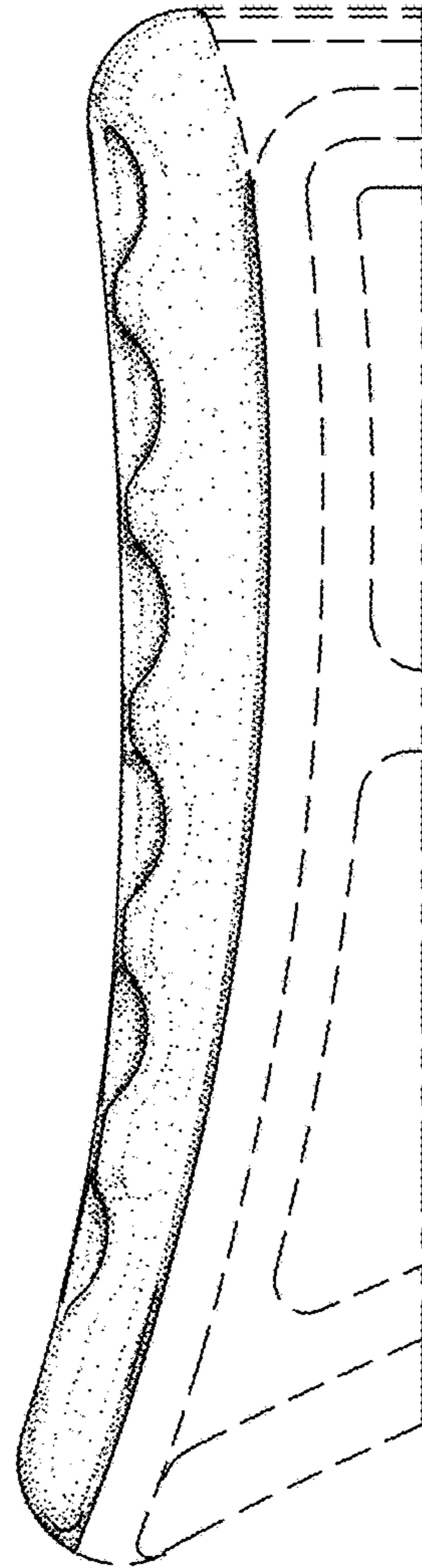


FIG. 4

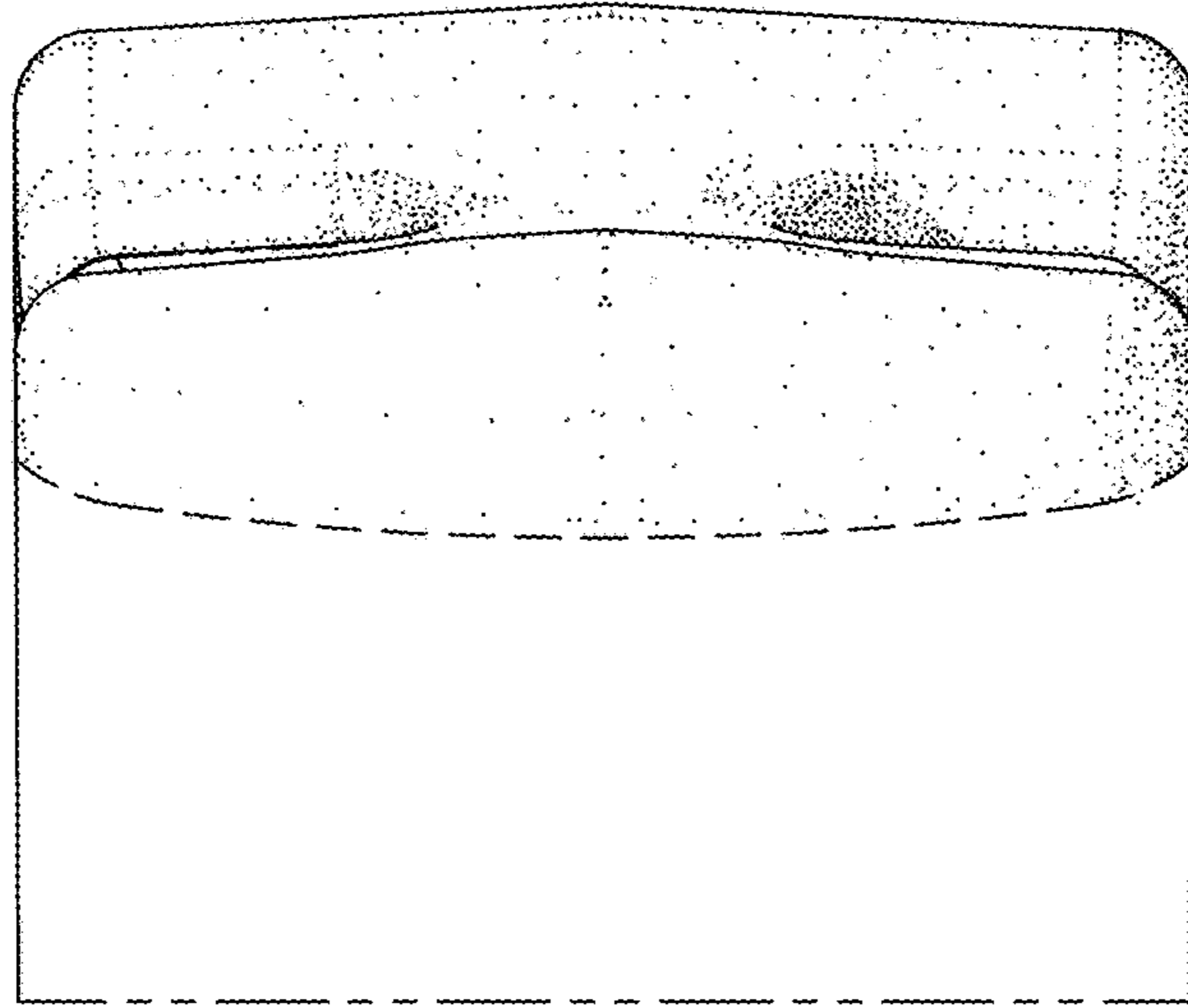


FIG. 5

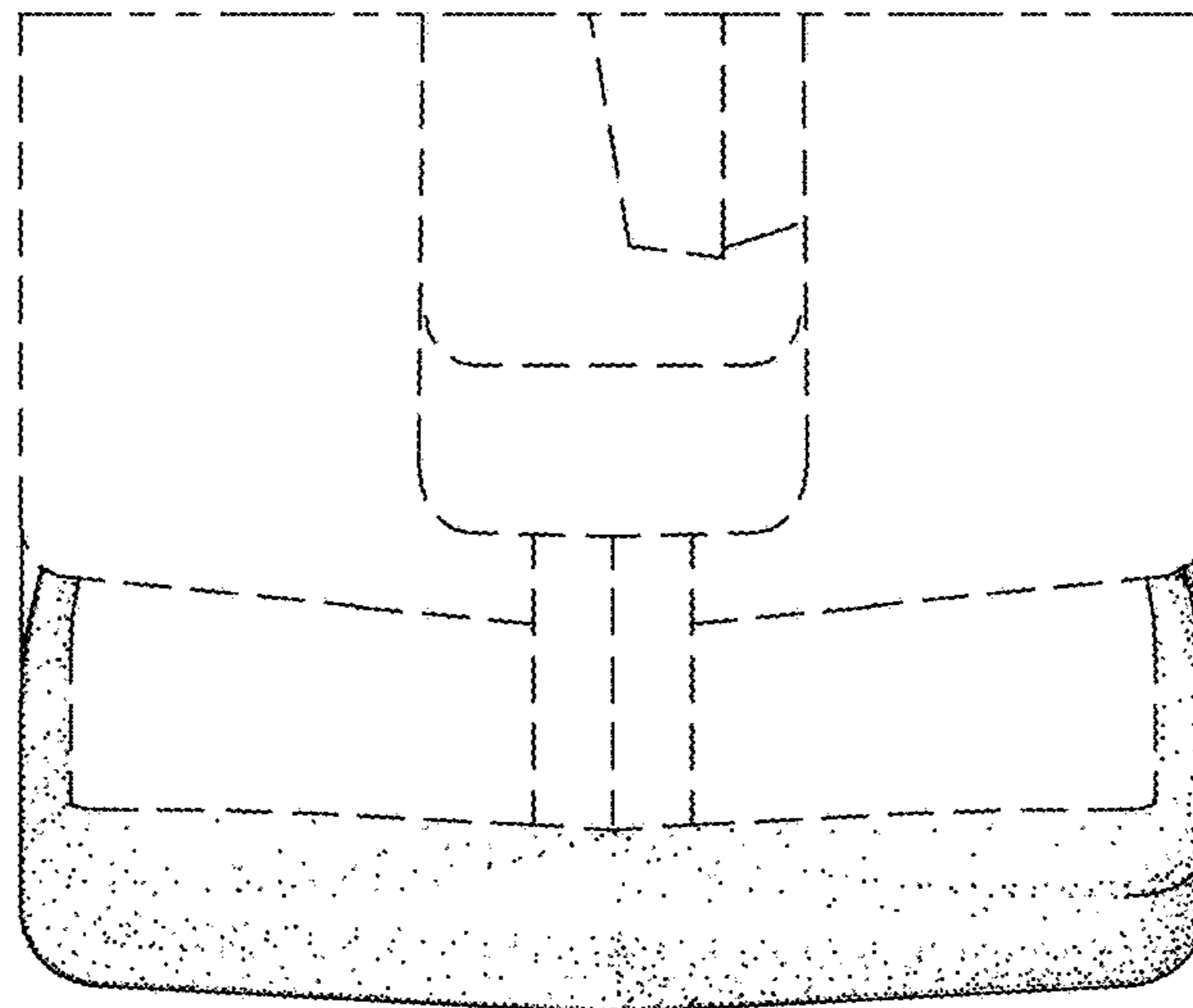


FIG. 6

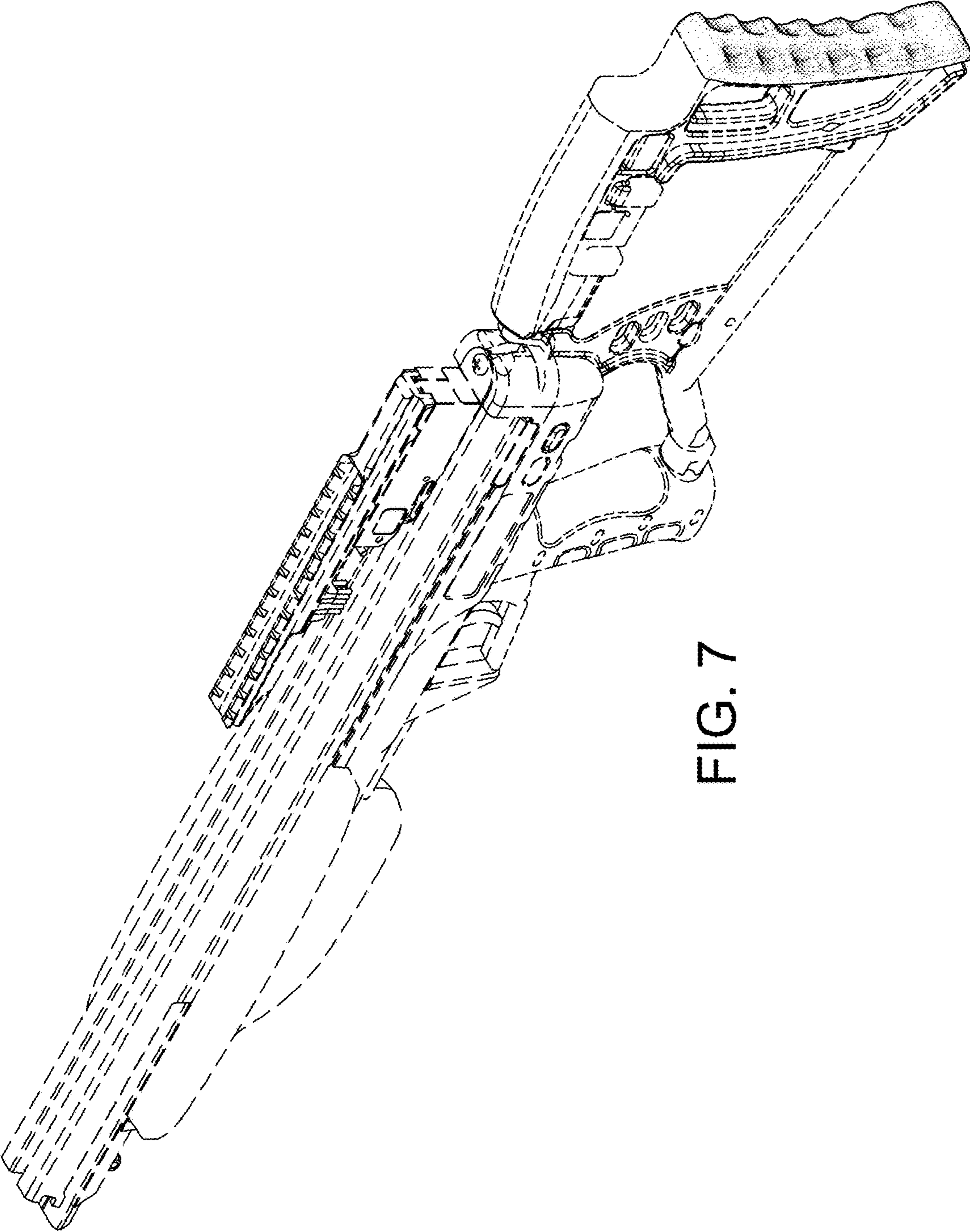


FIG. 7