



US00D840475S

(12) **United States Design Patent**
McKibben

(10) **Patent No.:** **US D840,475 S**

(45) **Date of Patent:** **** Feb. 12, 2019**

(54) **GAME CARD**

(71) Applicant: **Gene McKibben**, Syracuse, NY (US)

(72) Inventor: **Gene McKibben**, Syracuse, NY (US)

(**) Term: **15 Years**

(21) Appl. No.: **29/624,746**

(22) Filed: **Nov. 3, 2017**

(51) **LOC (11) Cl.** **21-01**

(52) **U.S. Cl.**
USPC **D21/377**

(58) **Field of Classification Search**
USPC D21/300, 334, 335, 338-341, 343, 345,
D21/346, 348-351, 355, 357, 359, 362,
D21/363, 365, 376, 377, 378, 388
CPC .. A63F 3/062; A63F 3/00006; A63F 3/00056;
A63F 3/00138
See application file for complete search history.

D341,854 S * 11/1993 Mobley D21/350
5,449,177 A 9/1995 Naylor
5,449,179 A 9/1995 Hefferan
D407,125 S * 3/1999 Hopkins A63F 3/06
D21/377
D453,801 S * 2/2002 Wimberly A63F 3/062
D21/377
D526,364 S 8/2006 Attaway
D740,890 S * 10/2015 Willis-Joyce D21/377
2005/0133996 A1 6/2005 Jenkins
2006/0267280 A1 11/2006 Gordon
2008/0099995 A1 5/2008 Maxwell
2009/0085294 A1 4/2009 Lowe
2011/0180994 A1 7/2011 Craft

* cited by examiner

Primary Examiner — George D. Kirschbaum

Assistant Examiner — Joseph J Kukella

(57) **CLAIM**

The ornamental design for a game card, as shown and described.

DESCRIPTION


FIG. 1 is a front view of a game card showing my new design;
FIG. 2 is a rear view of the game card;
FIG. 3 is a left side view of the game card, a right side view being identical; and,
FIG. 4 is a top view of the game card, a bottom view being identical.
In the drawings the broken lines depict portions of the game card that form no part of the claimed design.

(56) **References Cited**

U.S. PATENT DOCUMENTS

D132,993 S * 7/1942 Lowe 273/269
D218,453 S * 8/1970 Lasker D21/361
3,952,423 A 4/1976 Gentry
D247,130 S * 1/1978 Kelley D19/59
D264,857 S * 6/1982 Aitkens D21/338
4,611,811 A * 9/1986 Haase A63F 3/06
273/269
4,877,253 A * 10/1989 Arens A63F 3/062
273/240
5,152,535 A 10/1992 Roberts

1 Claim, 3 Drawing Sheets






FIG. 1




FIG. 2



FIG. 3




FIG. 4