



US00D840474S

(12) **United States Design Patent** (10) **Patent No.:** **US D840,474 S**  
**Li** (45) **Date of Patent:** **\*\* Feb. 12, 2019**

(54) **PEN** 6,409,407 B1 \* 6/2002 Schweizer ..... B43K 19/00  
362/118

(71) Applicant: **Shanghai Lees Manufacturing Co., Ltd.**, Shanghai (CN) 7,467,908 B2 \* 12/2008 Francavilla ..... G01F 11/025  
222/325

(72) Inventor: **Lei Xin Li**, Shanghai (CN) D589,555 S \* 3/2009 Li ..... D19/117  
D590,876 S \* 4/2009 Shi ..... D19/117  
D596,230 S \* 7/2009 Tan ..... D19/166  
D605,694 S \* 12/2009 Zhang ..... D19/117

(73) Assignee: **SHANGHAI LEES MANUFACTURING CO., LTD.**, Shanghai (CN) 7,824,124 B2 \* 11/2010 Francavilla ..... G01F 11/025  
222/325

(\*\*) Term: **15 Years** D641,402 S \* 7/2011 Tan ..... D19/166  
D648,384 S \* 11/2011 Hung ..... D19/117  
D654,537 S \* 2/2012 Hung ..... D19/117  
D662,978 S \* 7/2012 Xie ..... D19/163  
D662,979 S \* 7/2012 Xie ..... D19/163

(21) Appl. No.: **29/607,358** 8,226,319 B2 \* 7/2012 Francavilla ..... G01F 11/025  
222/325

(22) Filed: **Jun. 13, 2017** D667,876 S \* 9/2012 Xie ..... D19/163  
D667,878 S \* 9/2012 Xie ..... D19/163

(30) **Foreign Application Priority Data**

Mar. 23, 2017 (CN) ..... 2017 3 0088778

(51) **LOC (11) Cl.** ..... **19-06**

(52) **U.S. Cl.**  
USPC ..... **D19/163**

(58) **Field of Classification Search**  
USPC ..... D14/411; D19/115-204  
CPC . B43K 5/005; B43K 7/12; B43K 8/04; B43K  
8/06; B43K 19/00; B43K 19/02; B43K  
19/14; B43K 21/006; B43K 21/06  
See application file for complete search history.

(56) **References Cited**

U.S. PATENT DOCUMENTS

D18,410 S \* 6/1888 Richards ..... D19/185  
D254,856 S \* 4/1980 Bajusz ..... 401/131  
D282,553 S \* 2/1986 LeBlanc ..... D19/163  
D306,316 S \* 2/1990 Shintani ..... D19/117  
D355,933 S \* 2/1995 Collins ..... 401/202  
D368,553 S \* 4/1996 Welschoff ..... D19/163  
D369,384 S \* 4/1996 Yasoshima ..... D19/117

\* cited by examiner

*Primary Examiner* — Elizabeth A. Albert  
(74) *Attorney, Agent, or Firm* — Mark M. Friedman


(57) **CLAIM**

The ornamental design for a pen, as shown and described.

**DESCRIPTION**

FIG. 1 is a perspective view of the pen;  
FIG. 2 is a front elevational view of the pen;  
FIG. 3 is a rear elevational view of the pen;  
FIG. 4 is a left side elevational view of the pen;  
FIG. 5 is a right side elevational view of the pen;  
FIG. 6 is a top plan view of the pen;  
FIG. 7 is a bottom plan view of the pen; and,  
FIG. 8 is an exploded perspective view of the pen.  
The broken lines in FIG. 6 are included to show a portion of the pen that forms no part of the claimed design.

**1 Claim, 5 Drawing Sheets**






FIG. 1




FIG. 2




FIG. 3




FIG. 4




FIG. 5

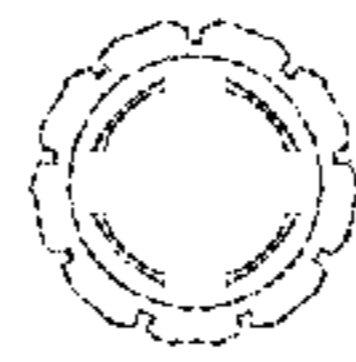


FIG. 6

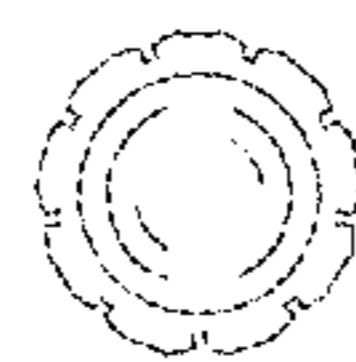


FIG. 7

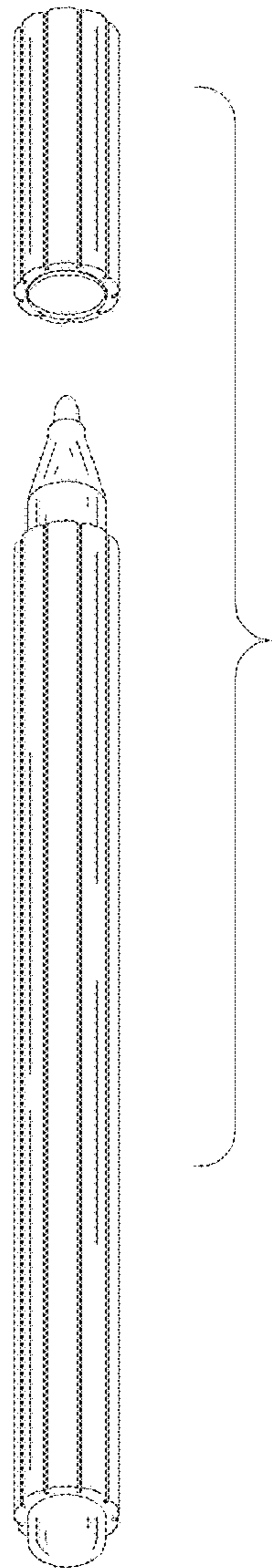


FIG. 8