



US00D840472S

(12) **United States Design Patent**
Kirby

(10) **Patent No.:** **US D840,472 S**
(45) **Date of Patent:** **** Feb. 12, 2019**

(54) **CAKE ADVENT CALENDAR**

(71) Applicant: **Suzan Kirby**, Martinsville, VA (US)

(72) Inventor: **Suzan Kirby**, Martinsville, VA (US)

(**) Term: **15 Years**

(21) Appl. No.: **29/599,969**

(22) Filed: **Apr. 7, 2017**

(51) **LOC (11) Cl.** **19-03**

(52) **U.S. Cl.**

USPC **D19/24**

(58) **Field of Classification Search**

USPC D19/20–24, 6, 52, 10, 76, 95, 99, 75, 65,
D19/25, 64, 59; 52/38; 434/304, 104;
D11/95; 235/84; 281/15.1, 38; 283/72,
283/74–75, 103; 229/300–303, 116.1;
D20/22, 10, 27, 42, 39;
40/124.01–124.15, 107, 109–110, 335,
40/503, 506; D21/471, 484; 368/28–30;
D1/129, 130; 428/7, 542.8; 426/104

(Continued)

(56) **References Cited**

U.S. PATENT DOCUMENTS

D419,438 S * 1/2000 Gardner D1/129
D631,342 S * 1/2011 Hettwer D9/433

(Continued)

Primary Examiner — Abraham Bahta

(74) *Attorney, Agent, or Firm* — Davis, Brown, Koehn,
Shors & Roberts, P.C.; Mathew Warner-Blankenship

(57) **CLAIM**



The ornamental design for a cake advent calendar, as shown
and described.

DESCRIPTION

FIG. 1 is a perspective view of the cake advent calendar
showing my new design;

FIG. 2 is a front view thereof;
FIG. 3 is a back view thereof;
FIG. 4 is a top view thereof;
FIG. 5 is a bottom view thereof;
FIG. 6 is a left side view thereof;
FIG. 7 is a right side view thereof;
FIG. 8 is a perspective view of a second embodiment of the
cake advent calendar;
FIG. 9 is a front view thereof;
FIG. 10 is a back view thereof;
FIG. 11 is a top view thereof;
FIG. 12 is a bottom view thereof;
FIG. 13 is a left side view thereof;
FIG. 14 is a right side view thereof;
FIG. 15 is a perspective view of a third embodiment of the
cake advent calendar;
FIG. 16 is a front view thereof;
FIG. 17 is a back view thereof;
FIG. 18 is a top view thereof;
FIG. 19 is a side view thereof;
FIG. 20 is a perspective view of the fourth embodiment of
the cake advent calendar;
FIG. 21 is a front view thereof;
FIG. 22 is a back view thereof;
FIG. 23 is a top bottom view thereof;
FIG. 24 is a side view thereof;
FIG. 25 is a perspective view of the fifth embodiment of the
cake advent calendar;
FIG. 26 is a front view thereof;
FIG. 27 is a back view thereof;
FIG. 28 is a top/bottom view thereof
FIG. 29 is a side view thereof;
FIG. 30 is a perspective view of the sixth embodiment of the
cake advent calendar;
FIG. 31 is a front view thereof;
FIG. 32 is a back view thereof;
FIG. 33 is a top bottom view thereof; and,
FIG. 34 is a side view thereof.

1 Claim, 24 Drawing Sheets



(58) **Field of Classification Search**

CPC A63H 33/38; B42D 25/29; B42D 15/022;
B42D 15/042; B42D 15/045; B42D
15/027; B42D 15/622; G09D 3/00; G09D
3/02; G09D 3/04; G09D 3/08

See application file for complete search history.

(56) **References Cited**

U.S. PATENT DOCUMENTS

D686,279 S * 7/2013 Andre D19/20
D768,238 S * 10/2016 Andre D19/20

* cited by examiner



FIG. 1



FIG. 2




FIG. 3






FIG. 8



FIG. 9




FIG. 10

FIG. 11

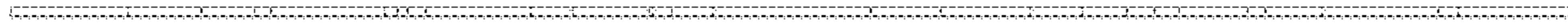


FIG. 12

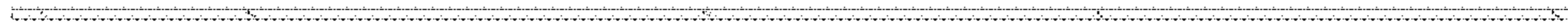


FIG. 13



FIG. 14





FIG. 15



FIG. 16

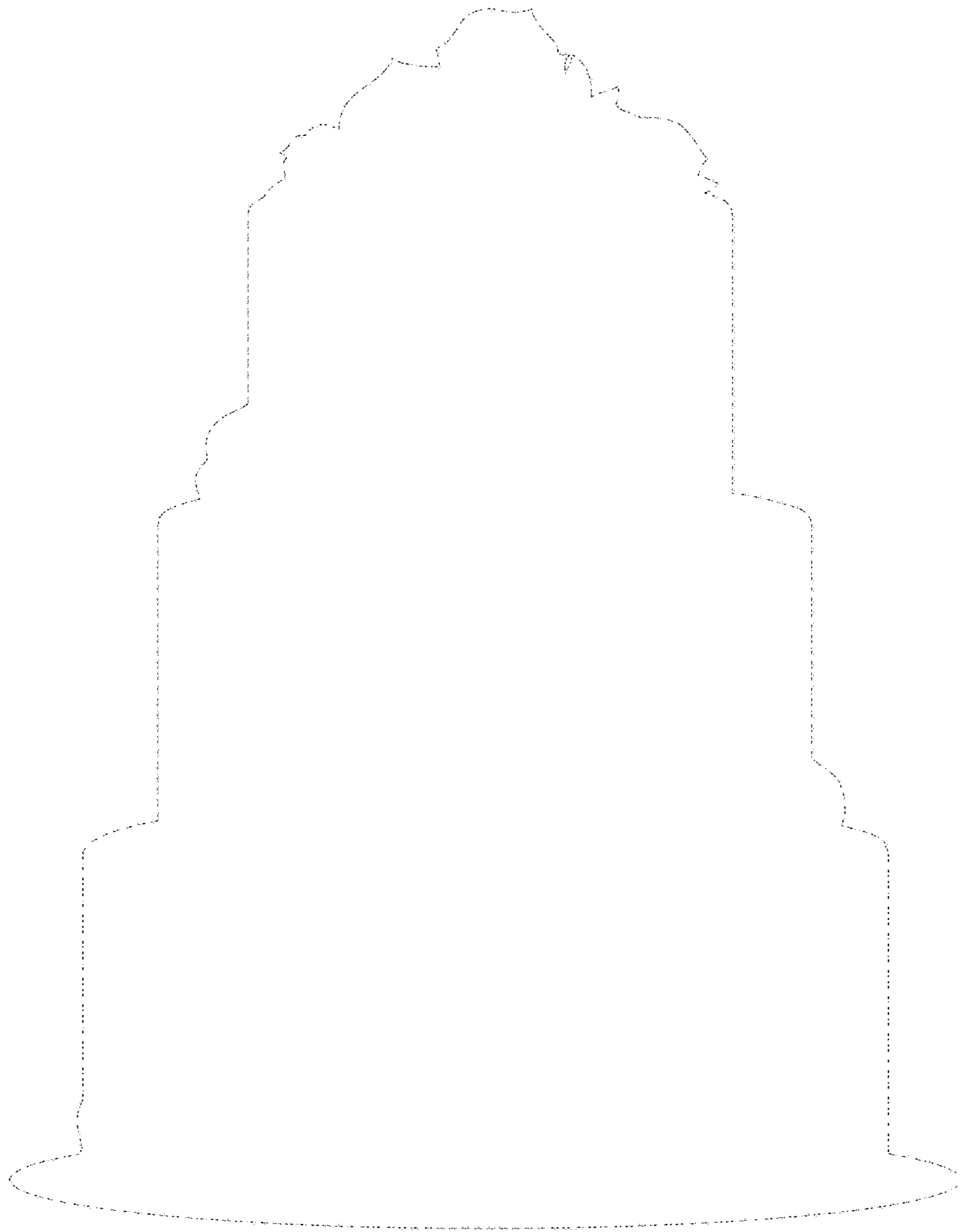


FIG. 17

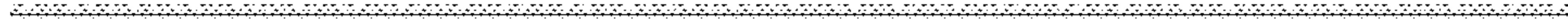


FIG. 18



FIG. 19



FIG. 20



FIG. 21

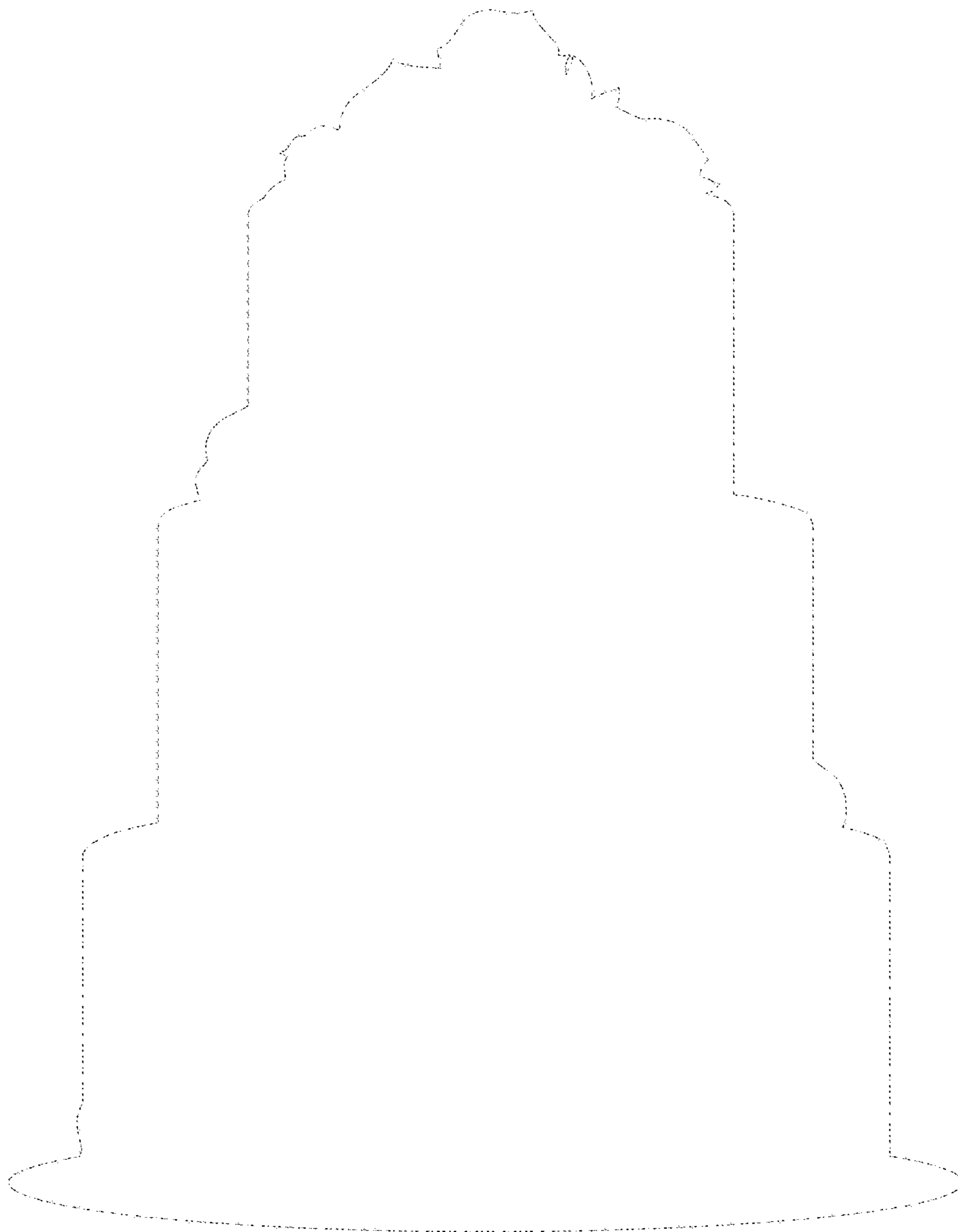


FIG. 22

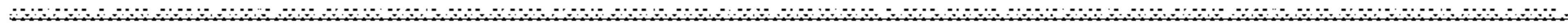


FIG. 23



FIG. 24



FIG. 25



FIG. 26




FIG. 27



FIG. 28



FIG. 29



FIG. 30



FIG. 31




FIG. 32

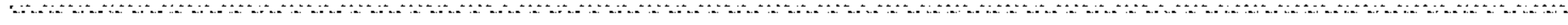


FIG. 33

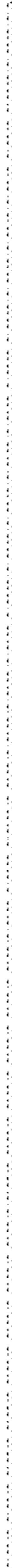


FIG. 34