



US00D840466S

(12) **United States Design Patent** (10) **Patent No.:** **US D840,466 S**  
**Kitamura** (45) **Date of Patent:** **\*\* \*Feb. 12, 2019**

(54) **ELECTRONIC MUSICAL INSTRUMENT**

(71) Applicant: **Pioneer DJ CORPORATION**,  
Yokohama-shi, Kanagawa (JP)

(72) Inventor: **Meiji Kitamura**, Tokyo (JP)

(73) Assignee: **Pioneer DJ CORPORATION**,  
Yokohama-shi, Kanagawa (JP)

(\*) Notice: This patent is subject to a terminal disclaimer.

(\*\*) Term: **15 Years**

(21) Appl. No.: **29/587,373**

(22) Filed: **Dec. 13, 2016**

(51) **LOC (11) Cl.** ..... **17-99**

(52) **U.S. Cl.**  
USPC ..... **D17/99**; D14/217

(58) **Field of Classification Search**  
USPC ..... D17/1-5, 7, 8, 9, 20, 24; D21/405, 409,  
D21/586; D19/150; D14/175, 188,  
D14/196-198, 217, 257, 258; D3/209;  
D5/31

CPC ... G10C 3/00; G10C 3/12; G10C 1/00; G10C  
1/02; G10C 1/04; G10H 2220/221; G10H  
1/18; G10H 1/34

See application file for complete search history.

(56) **References Cited**

**U.S. PATENT DOCUMENTS**

D256,695 S	9/1980	Yamagami	
D281,171 S	10/1985	Yamagami et al.	
D285,923 S	9/1986	Takahashi et al.	
D291,449 S	8/1987	Miyamoto et al.	
D297,948 S	10/1988	Yubisui et al.	
D298,624 S	11/1988	Shiozawa et al.	
D320,611 S *	10/1991	Ono	D17/1
D367,052 S	2/1996	Ito et al.	
D373,134 S	8/1996	Bertram et al.	

D384,356 S	9/1997	Ito et al.	
5,841,053 A *	11/1998	Johnson	G10C 3/12 84/423 R
D431,588 S *	10/2000	Ohno	D17/1
D444,460 S	7/2001	Kitazawa et al.	
D445,107 S	7/2001	Kuwahara et al.	
D486,148 S	2/2004	Chan	
D518,470 S	4/2006	Takita et al.	
D529,535 S	10/2006	Suzuki	
D544,029 S	6/2007	Kloeckner et al.	
D546,374 S *	7/2007	Saito	D17/1
D555,710 S *	11/2007	Suzuki	D17/1
D555,712 S *	11/2007	Sato	D17/1
D566,163 S *	4/2008	Sato	D17/1
D566,164 S *	4/2008	Sato	D17/1
D571,848 S *	6/2008	Sato	D17/1

(Continued)

**OTHER PUBLICATIONS**

U.S. Appl. No. 29/566,710, filed Jun. 2, 2016, Meiji Kitamura.

*Primary Examiner* — John Windmuller  
*Assistant Examiner* — Benjamin M Weeks  
(74) *Attorney, Agent, or Firm* — Drinker Biddle & Reath  
LLP

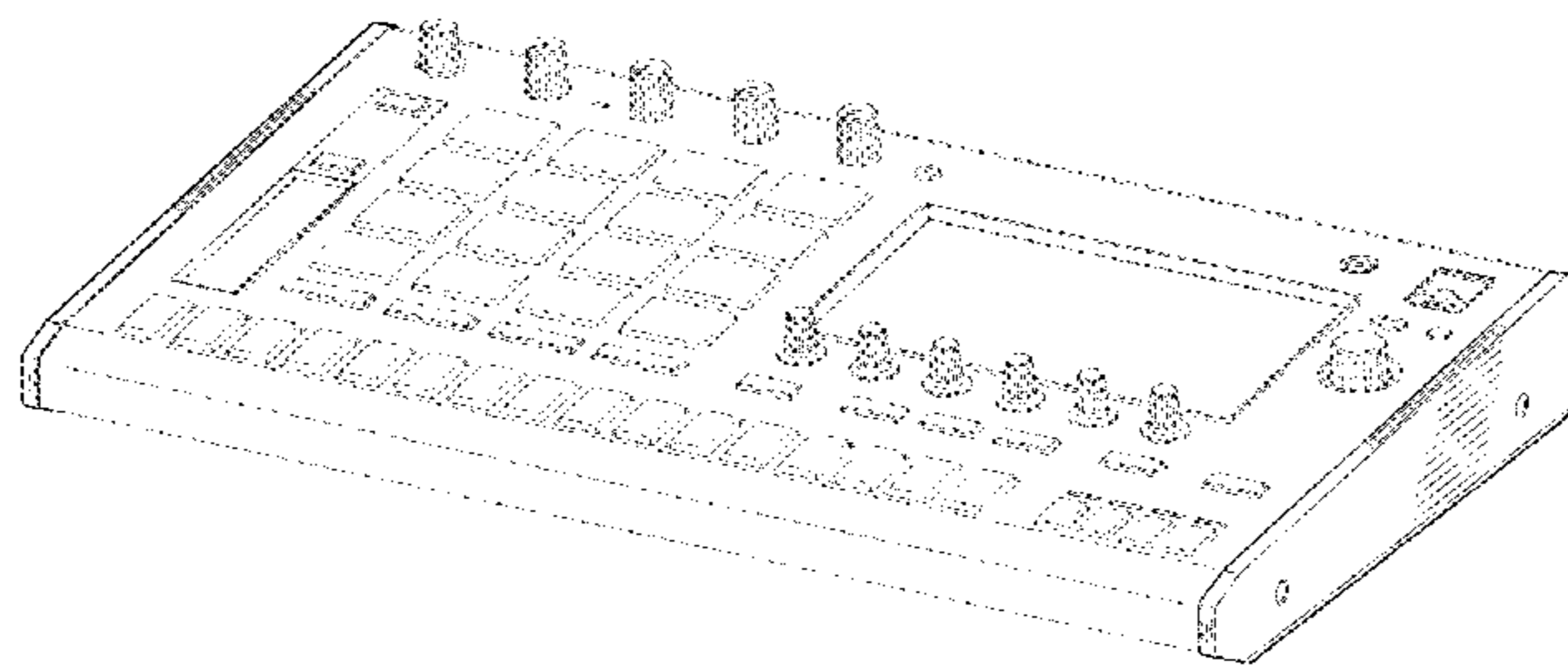
(57) **CLAIM**

I claim the ornamental design for an electronic musical instrument, as shown and described.

**DESCRIPTION**

FIG. 1 is a perspective view showing the design;  
FIG. 2 is a front view thereof;  
FIG. 3 is a rear view thereof;  
FIG. 4 is a left-side view thereof;  
FIG. 5 is a right-side view thereof;  
FIG. 6 is a top view thereof; and,  
FIG. 7 is a bottom view thereof.  
The broken lines represent portions of the electronic musical instrument that form no part of the claimed design.

**1 Claim, 7 Drawing Sheets**



(56)

**References Cited**

U.S. PATENT DOCUMENTS

D579,040	S	*	10/2008	Sato .....	D17/9
D582,969	S		12/2008	Tonouchi	
D667,867	S	*	9/2012	Kitazawa .....	D17/1
D668,287	S	*	10/2012	Kitazawa .....	D17/1
D718,374	S	*	11/2014	Gonzalez .....	D17/1
D769,964	S		10/2016	Lu	
D778,343	S	*	2/2017	Katsumata .....	D17/1
D778,345	S	*	2/2017	Katsumata .....	D17/1
D778,346	S	*	2/2017	Katsumata .....	D17/1
D792,921	S	*	7/2017	Takei .....	D17/1
D805,126	S	*	12/2017	Inagaki .....	D17/1
D810,185	S	*	2/2018	Eom .....	D17/1

\* cited by examiner

FIG. 1

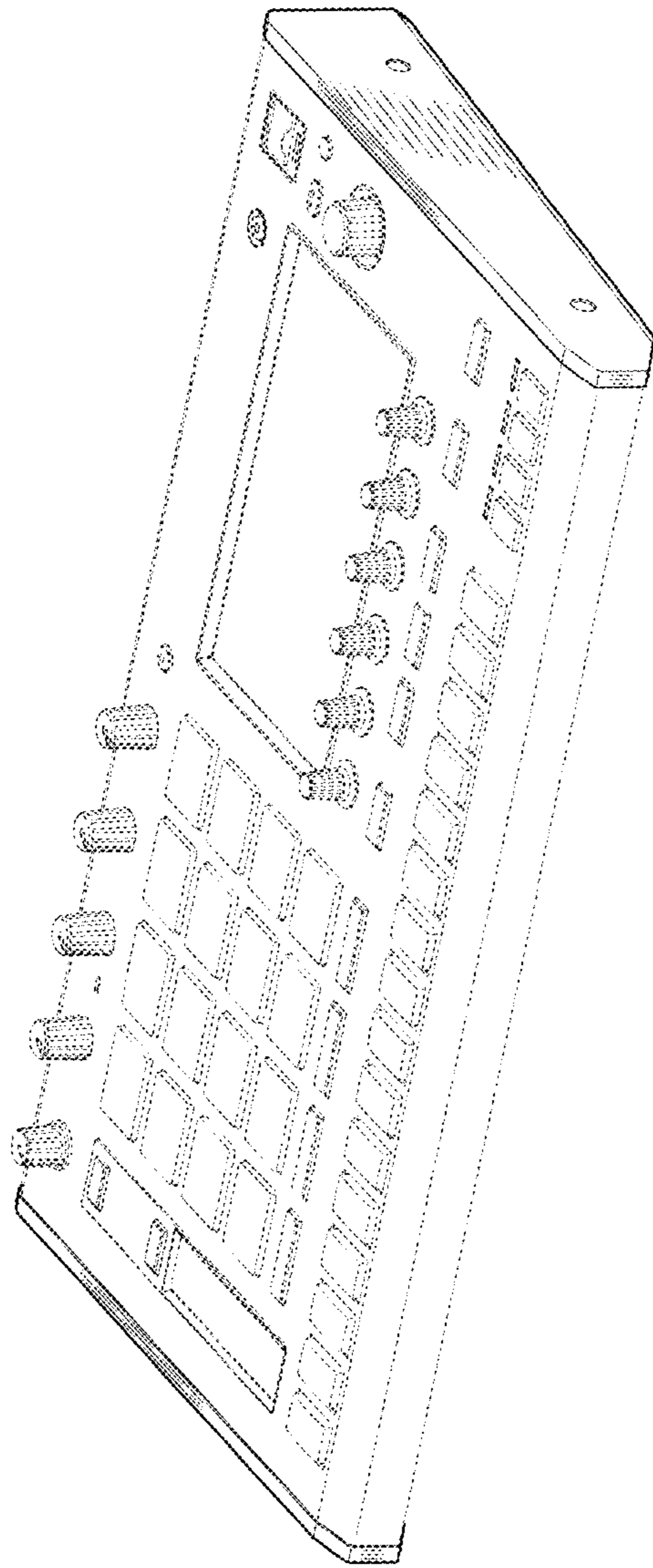


FIG. 2

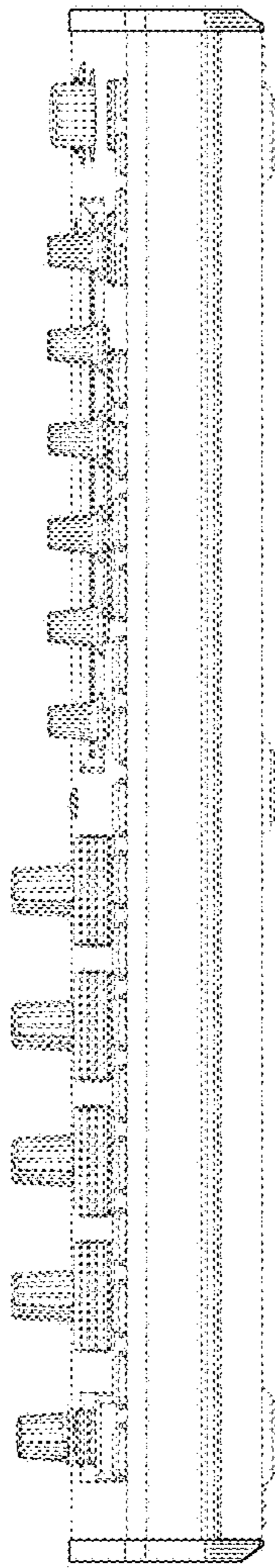


FIG. 3

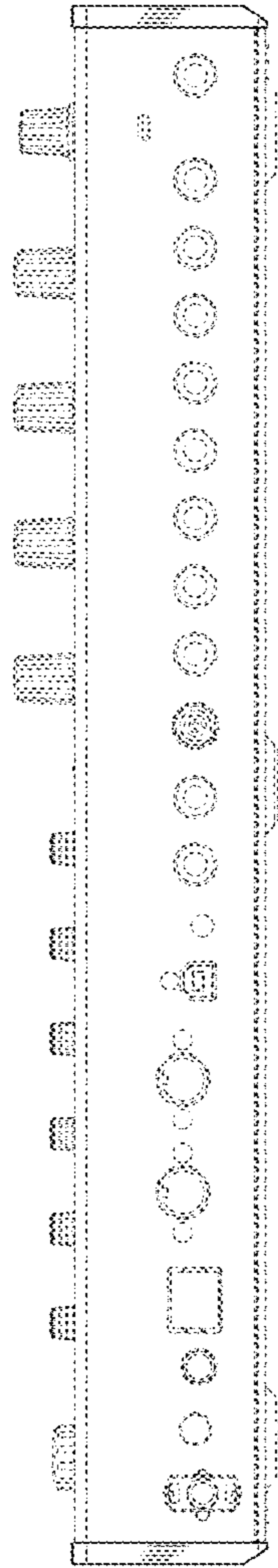


FIG. 4

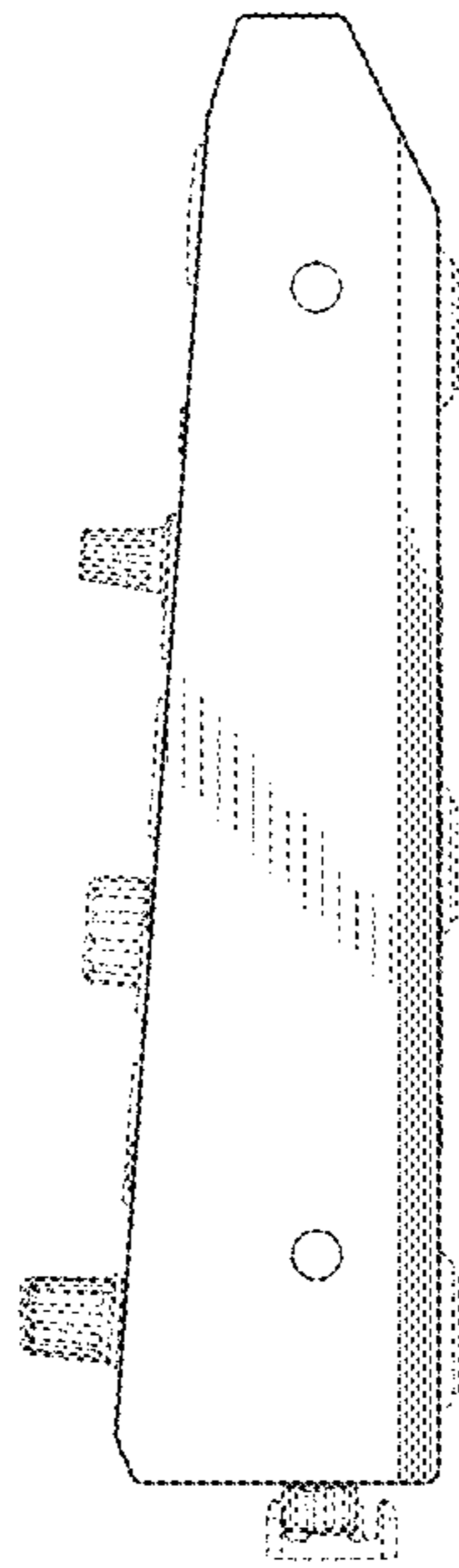


FIG. 5

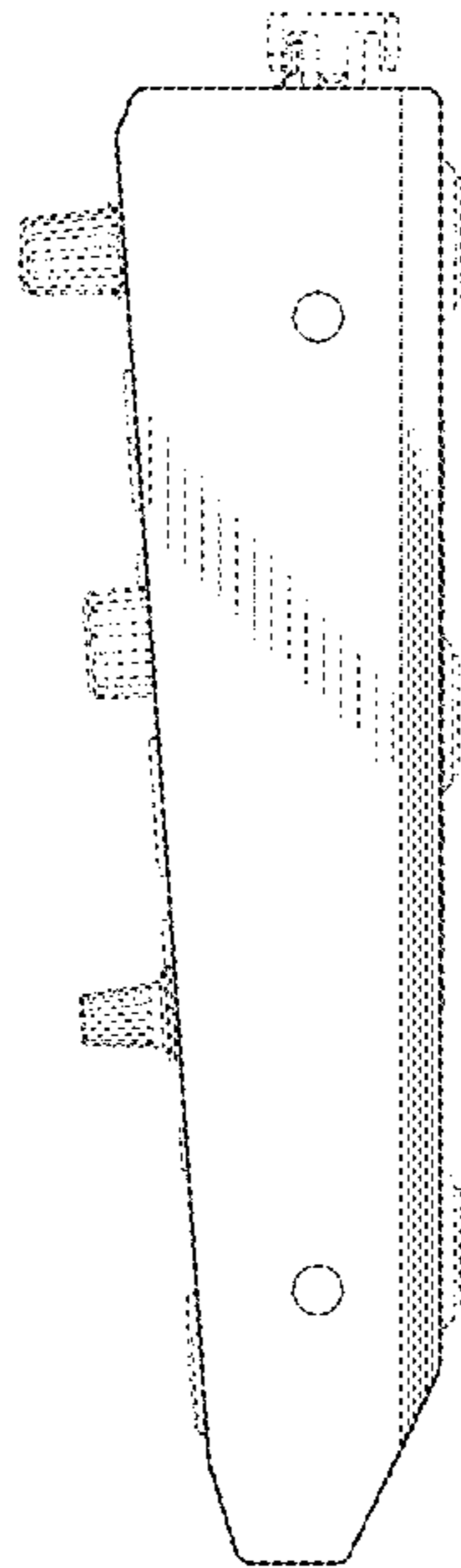


FIG. 6

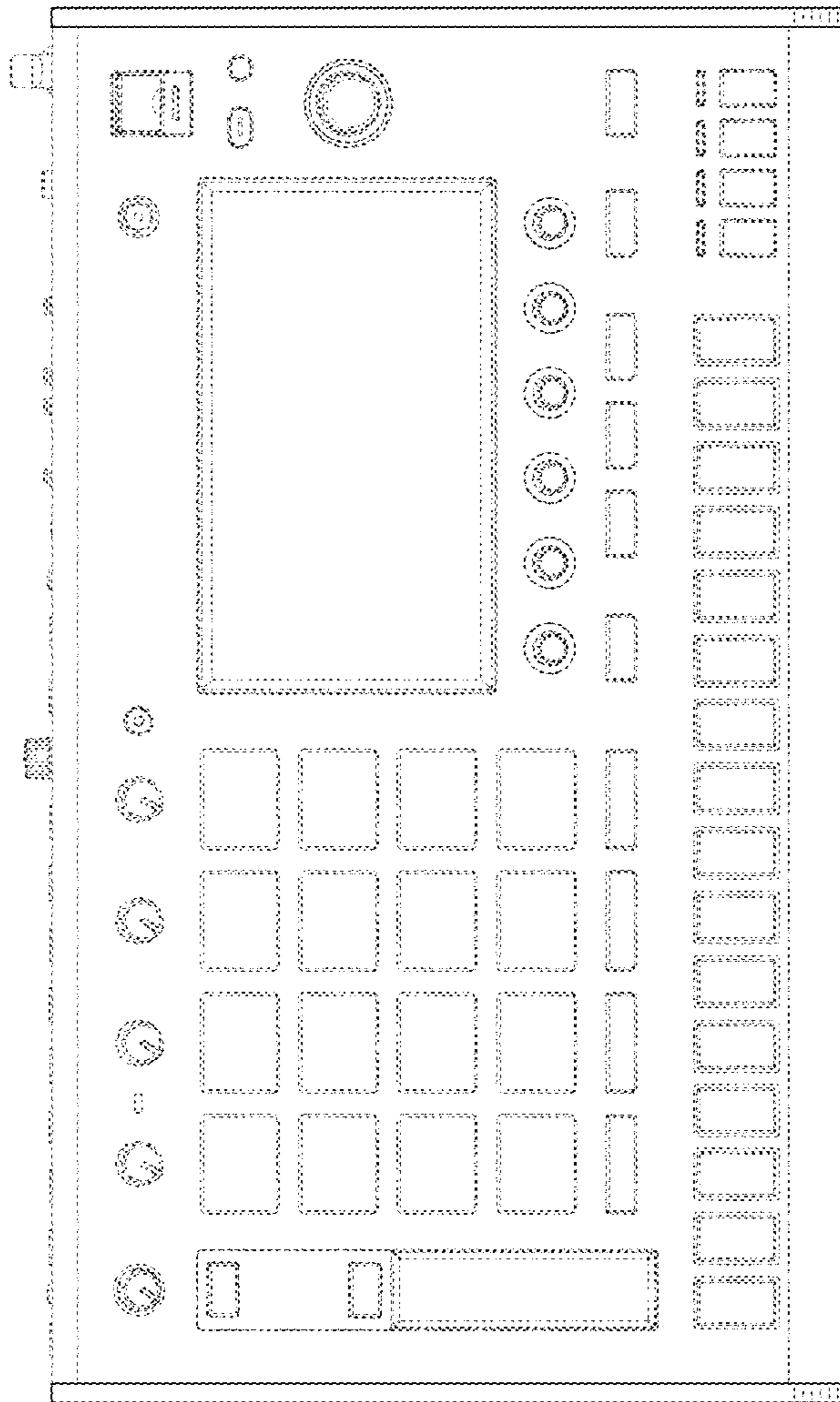




FIG. 7

