



US00D840461S

(12) **United States Design Patent** (10) **Patent No.:** **US D840,461 S**
Bartram et al. (45) **Date of Patent:** **** Feb. 12, 2019**

(54) **WEB CAMERA**

(56) **References Cited**

(71) Applicant: **ASCENT INFORMATION TECHNOLOGY LIMITED**, London (GB)

U.S. PATENT DOCUMENTS

(72) Inventors: **Daniel Bartram**, Swadlincote (GB);
Andrew Fan, Coventry (GB)

D377,032 S *	12/1996	Morooka	D16/202
D403,338 S *	12/1998	Dunn	D16/131
D407,096 S *	3/1999	Christensen	D16/202
D447,758 S *	9/2001	Lin et al.	D16/202
D465,504 S *	11/2002	Van Klinken	D16/203
D511,352 S *	11/2005	Oliver et al.	D16/203
D518,843 S *	4/2006	Tullberg et al.	D16/218
D537,856 S *	3/2007	Tsao	D16/202
D548,763 S *	8/2007	Boris	D16/202
D569,887 S *	5/2008	Feng et al.	D16/202
8,072,536 B1 *	12/2011	Campbell	348/373
2013/0215322 A1 *	8/2013	Haler	348/373

(73) Assignee: **Ascent Information Technology Limited** (GB)

(**) Term: **14 Years**

* cited by examiner

(21) Appl. No.: **29/448,565**

Primary Examiner — Philip S Hyder

(22) Filed: **Mar. 13, 2013**

Assistant Examiner — Ramzi S Almatrahi

(30) **Foreign Application Priority Data**

(74) *Attorney, Agent, or Firm* — McGarry Bair PC

Sep. 14, 2012 (EM) 002103473

(51) **LOC (11) Cl.** **16-01**

(57) **CLAIM**

The ornamental design for a web camera, as shown and described.

(52) **U.S. Cl.**

DESCRIPTION

USPC **D16/214**

(58) **Field of Classification Search**

USPC D16/200, 202–206, 214–215, 218, 219,
D16/242, 244; 348/14.01–14.06, 143,
348/148, 373–376; 396/419, 427, 535,
396/539–541

FIG. 1 is a front and right side perspective view of a web camera;

FIG. 2 is a front elevation view thereof;

FIG. 3 is a right side elevation view thereof;

FIG. 4 is a rear elevation view thereof;

FIG. 5 is a left side elevation view thereof; and,

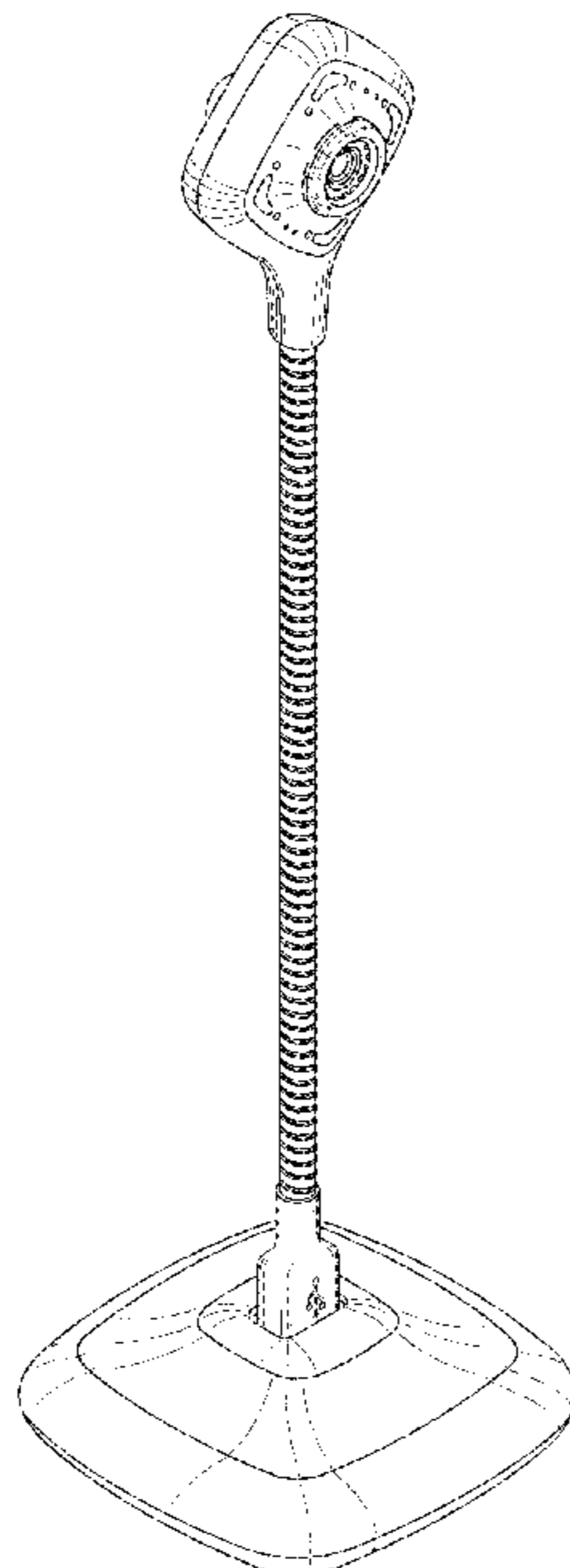
FIG. 6 is a top plan view thereof.

CPC G03B 15/00; G03B 15/03; G03B 15/06;
G03B 17/02; G03B 17/04; G03B 17/53;
G03B 17/56; G03B 19/04; H04N 5/2251;
H04N 5/2252; H04N 5/2253; H04N
5/2254; H04N 2101/00

The broken lines depict portions of the web camera in which the design is embodied and form no part of the claimed design.

See application file for complete search history.

1 Claim, 6 Drawing Sheets



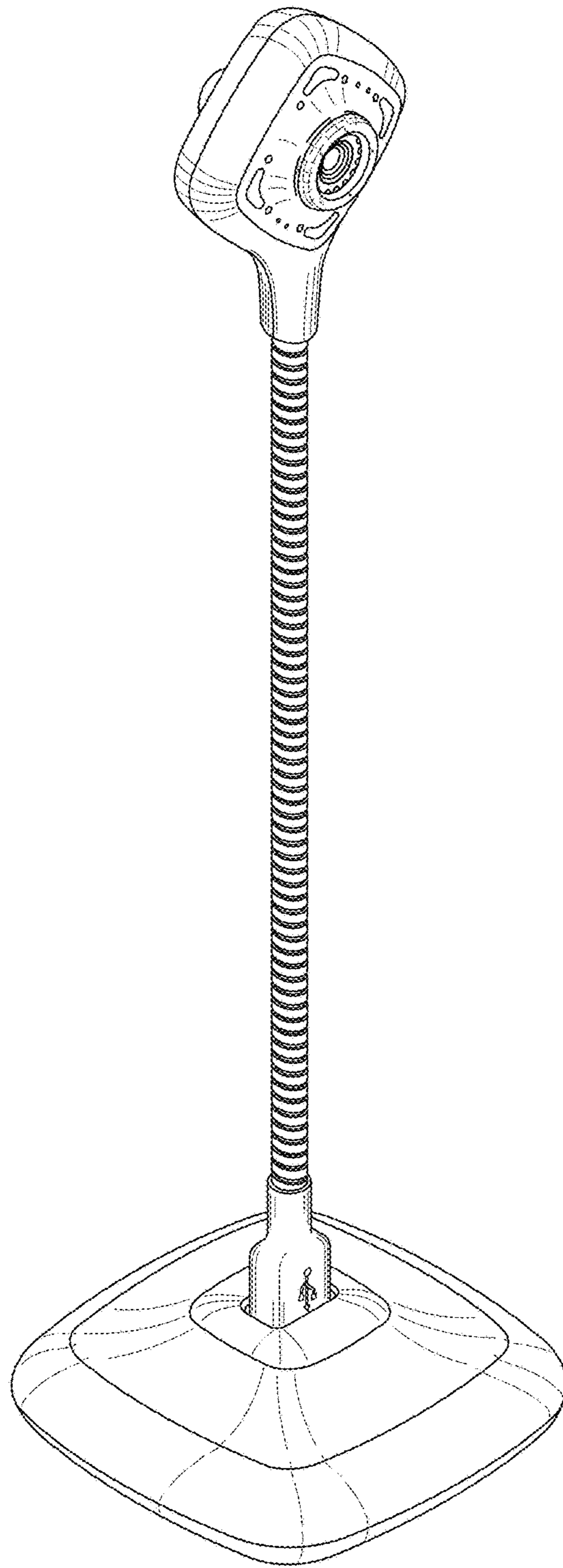


FIG. 1

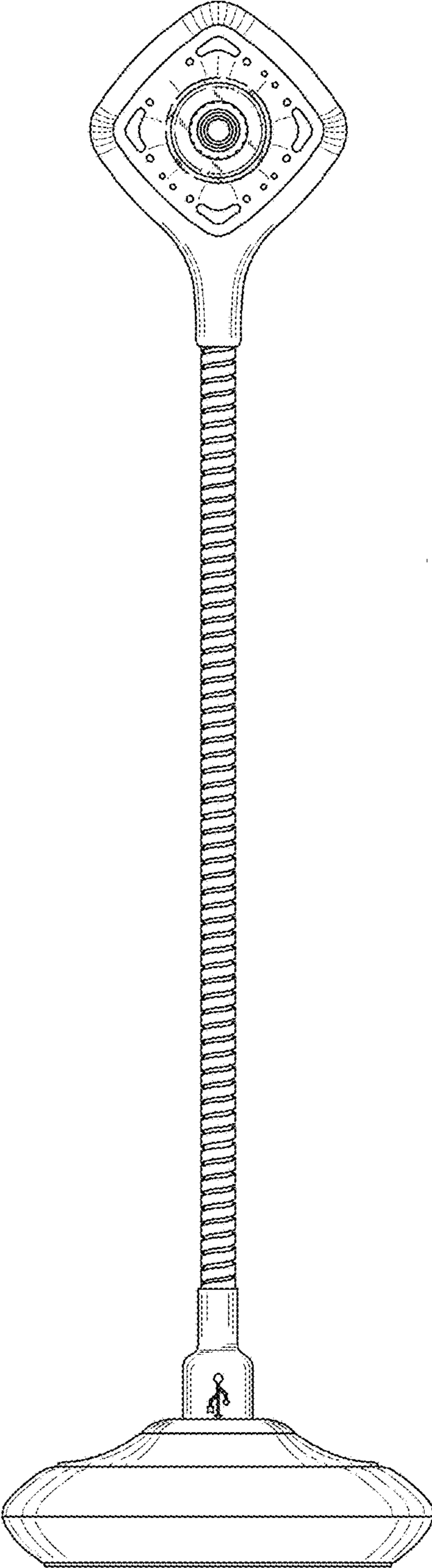


FIG. 2

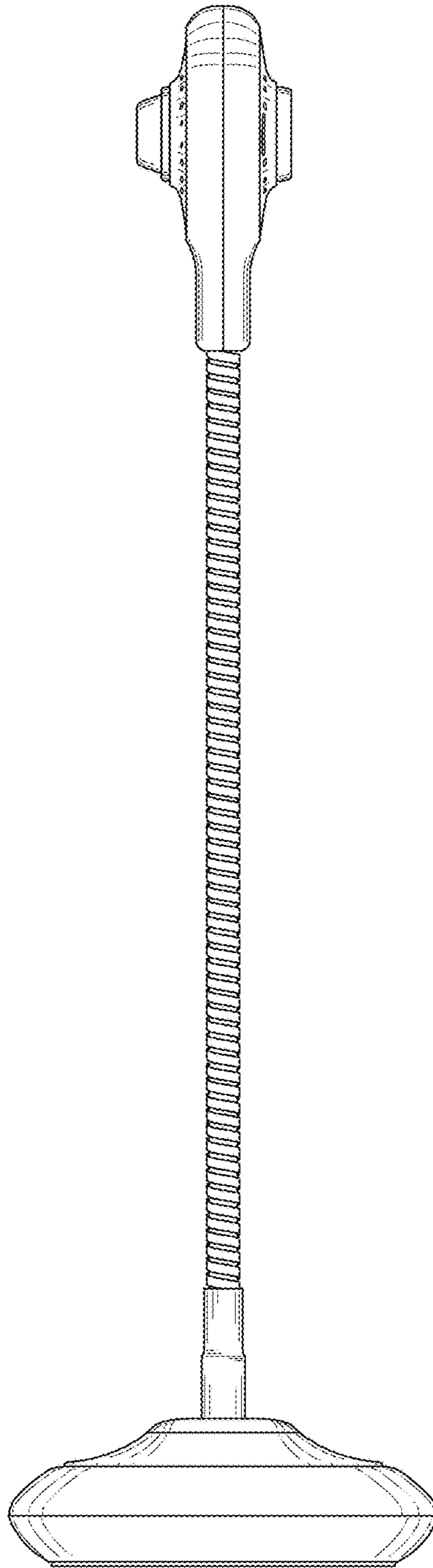


FIG. 3

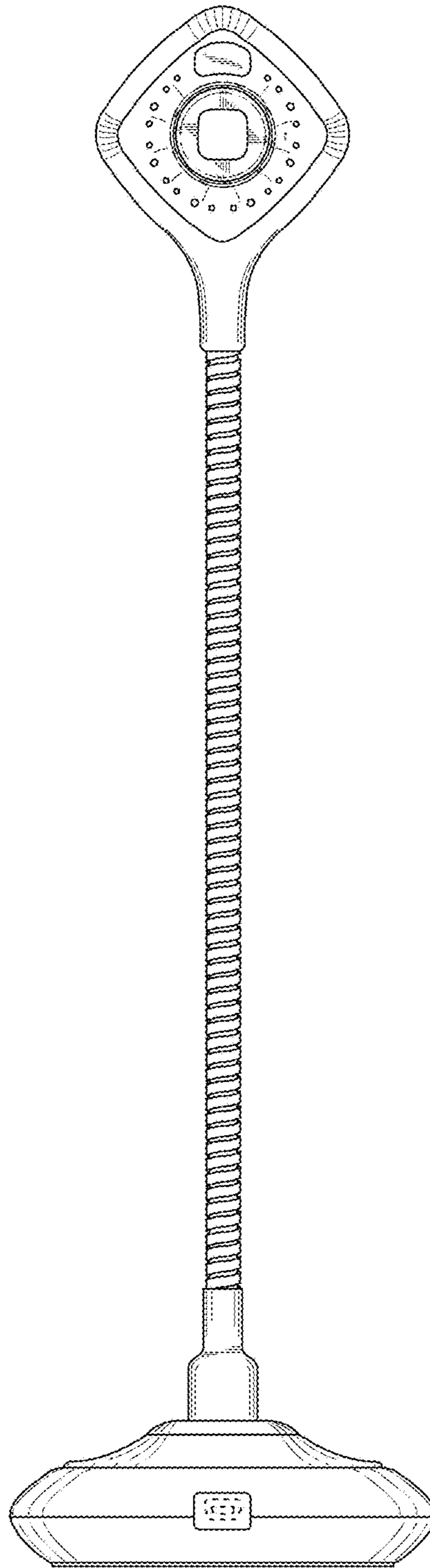


FIG. 4

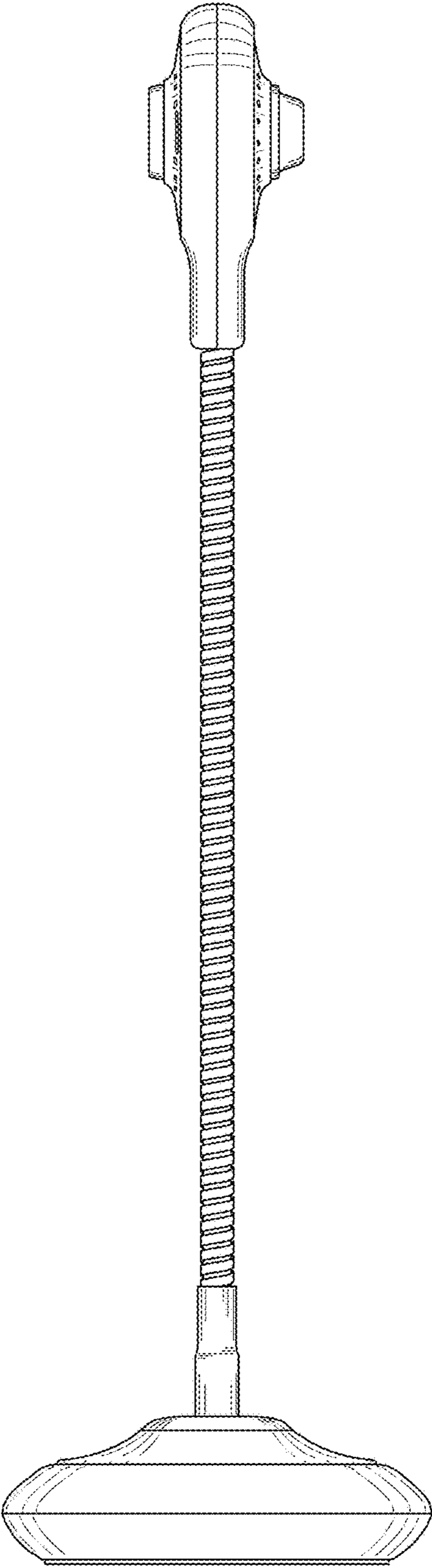


FIG. 5

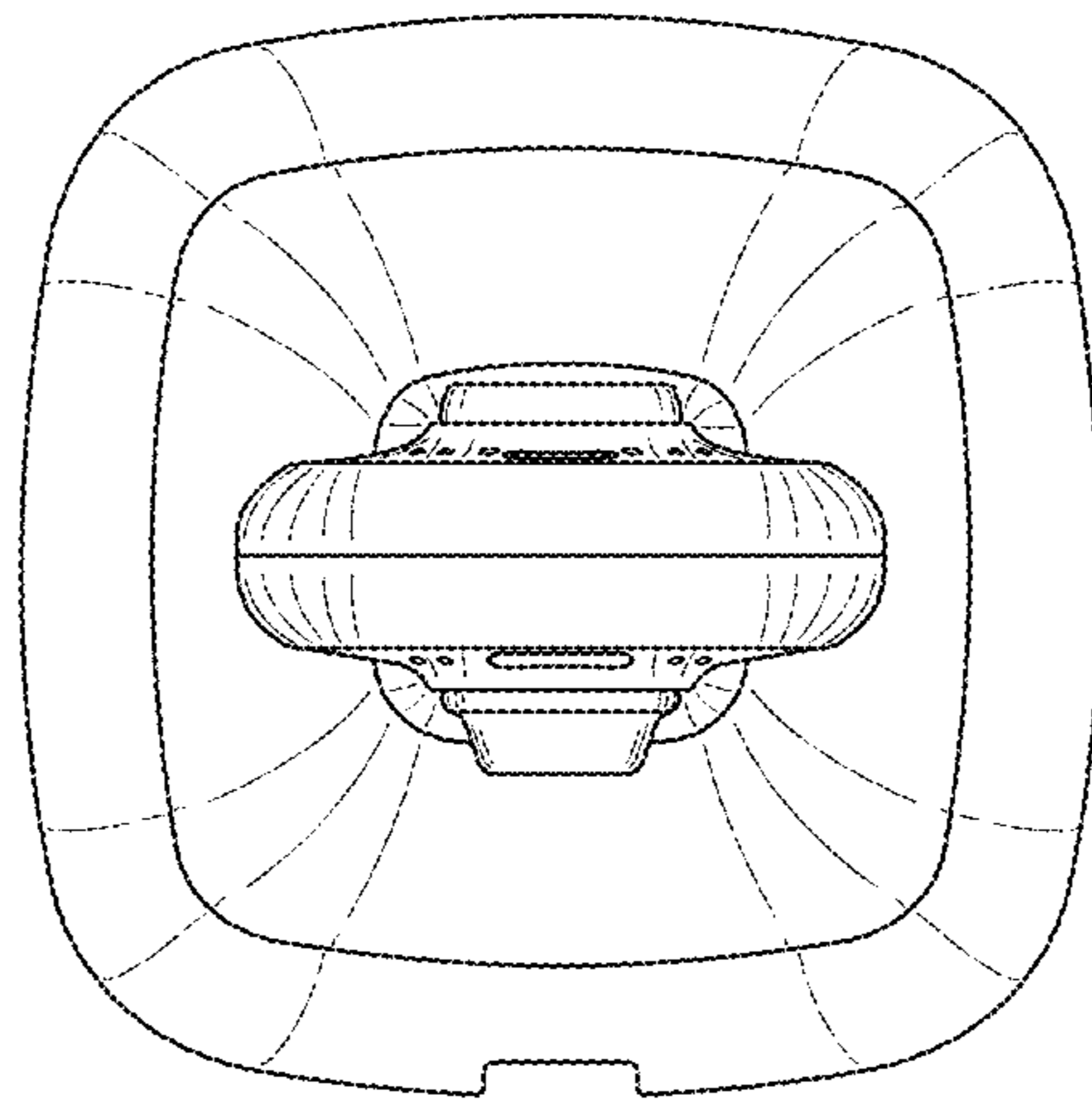


FIG. 6