



US00D840445S

(12) **United States Design Patent** (10) **Patent No.:** **US D840,445 S**  
**Zhang et al.** (45) **Date of Patent:** **\*\* Feb. 12, 2019**

(54) **REFRIGERATOR**

(56) **References Cited**

(71) Applicants: **MIDEA GROUP CO., LTD.**, Foshan (CN); **MIDEA AMERICA CORPORATION**, Parsippany, NJ (US)

U.S. PATENT DOCUMENTS

(72) Inventors: **Zhe Zhang**, Foshan (CN); **Feng Wen**, Hefei (CN); **Chenglong Hong**, Hefei (CN); **Mark W. Wilson**, Louisville, KY (US); **Jing Pan**, Foshan (CN)

D582,443 S *	12/2008	Kim	.....	D15/89
D756,426 S *	5/2016	Seo	.....	D15/89
D757,128 S *	5/2016	Seo	.....	D15/89
D759,131 S *	6/2016	Ogg	.....	D15/89
D761,890 S *	7/2016	Seo	.....	D15/89
D762,251 S *	7/2016	Seo	.....	D15/89
D763,329 S *	8/2016	Seo	.....	D15/89
D771,159 S *	11/2016	Jeon	.....	D15/89
D794,092 S *	8/2017	Lee	.....	D15/89
D806,143 S *	12/2017	Zhang	.....	D15/89
D818,010 S *	5/2018	Zhang	.....	D15/89

(73) Assignees: **MIDEA GROUP CO., LTD.**, Foshan (CN); **MIDEA AMERICA CORPORATION**, Parsippany, NJ (US)

\* cited by examiner

(\*\*) Term: **15 Years**

*Primary Examiner* — Ian Simmons

(21) Appl. No.: **29/636,073**

*Assistant Examiner* — Khawaja Anwar

(22) Filed: **Feb. 6, 2018**

(74) *Attorney, Agent, or Firm* — Hodgson Russ LLP

**Related U.S. Application Data**

(62) Division of application No. 29/579,356, filed on Sep. 29, 2016, now Pat. No. Des. 818,010.

(51) **LOC (11) Cl.** ..... **15-07**

(52) **U.S. Cl.**  
USPC ..... **D15/89**

(58) **Field of Classification Search**  
USPC .... D15/79-91; D9/434, 435, 438, 439, 440, D9/443, 446, 447, 448, 449, 450, 452, D9/453, 454, 502, 504; D24/127-131, D24/112-114, 133, 186; D16/200, 210, D16/211, 218, 219, 202-206  
CPC .... F25D 29/00; F25D 11/003; F25D 2700/08; F25D 11/02; F25D 11/022; F25D 13/06; F25D 19/006; F25D 2201/14; F25D 2323/00261; F25D 2323/00262; F25D 2323/00272; F25D 2400/361; F25D 2500/06; F25D 2700/02; F25D 2700/12; F25D 29/005; F25D 29/008; F25D 31/002

See application file for complete search history.

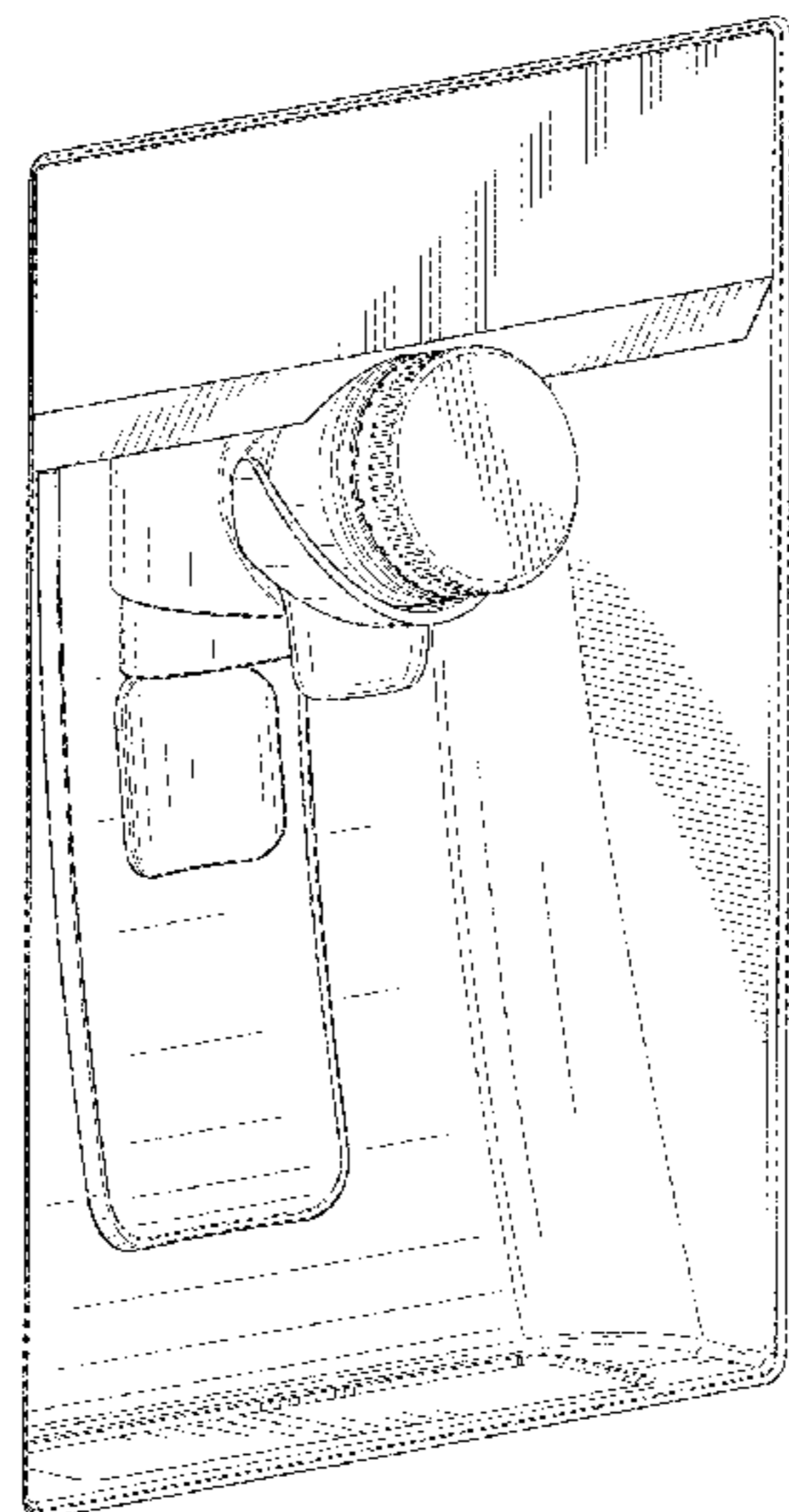
(57) **CLAIM**

The ornamental design for a refrigerator, as shown and described.

**DESCRIPTION**

FIG. 1 is a perspective view according to an embodiment of a refrigerator;  
FIG. 2 is a front elevation view thereof;  
FIG. 3 is a rear elevation view thereof;  
FIG. 4 is a right side elevation view thereof;  
FIG. 5 is a left side elevation view thereof;  
FIG. 6 is a top plan view thereof;  
FIG. 7 is a bottom plan view thereof; and,  
FIG. 8 is a perspective detail view thereof.  
The broken lines in the drawings show portions of the refrigerator, that form no part of the claimed design.

**1 Claim, 8 Drawing Sheets**



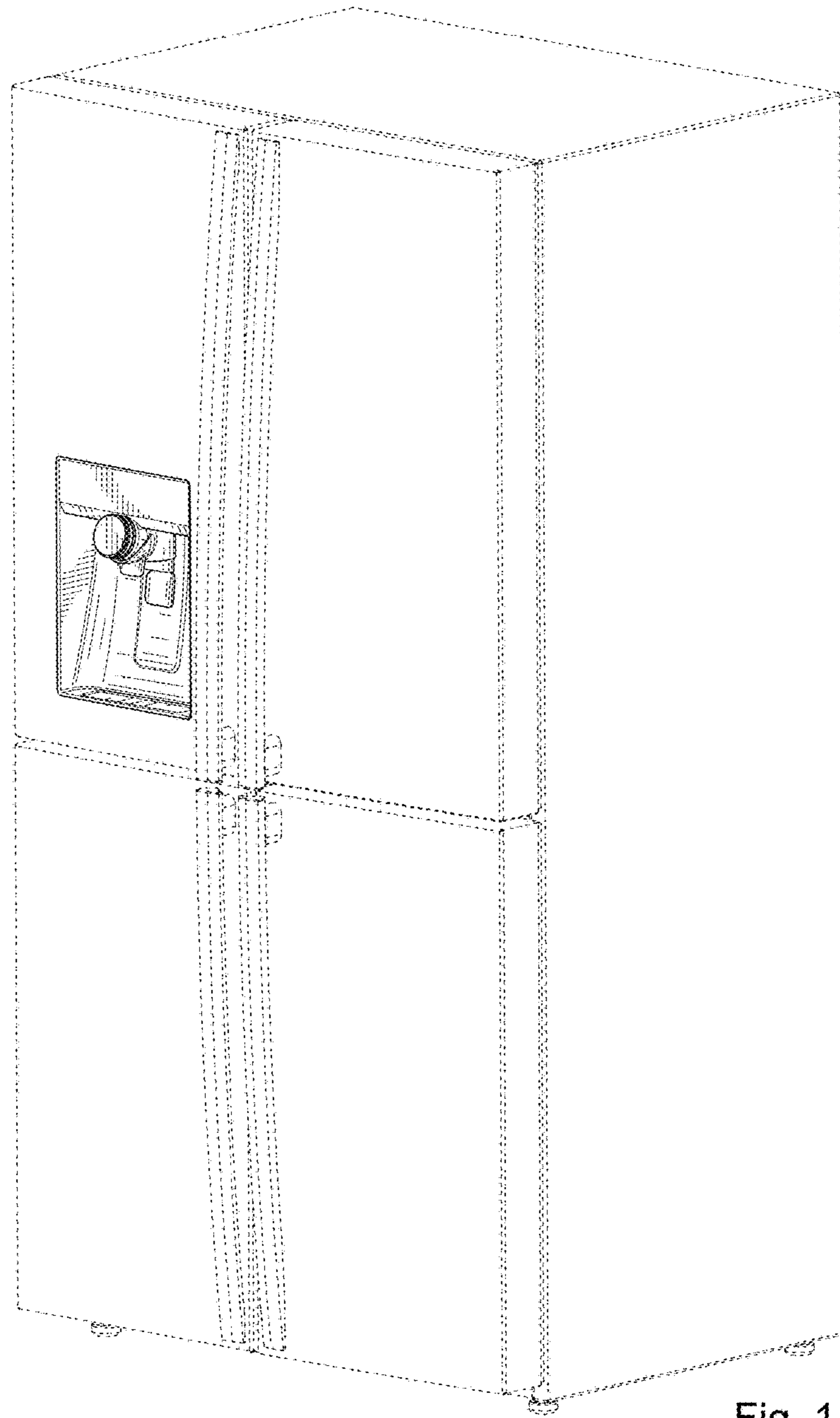


Fig. 1

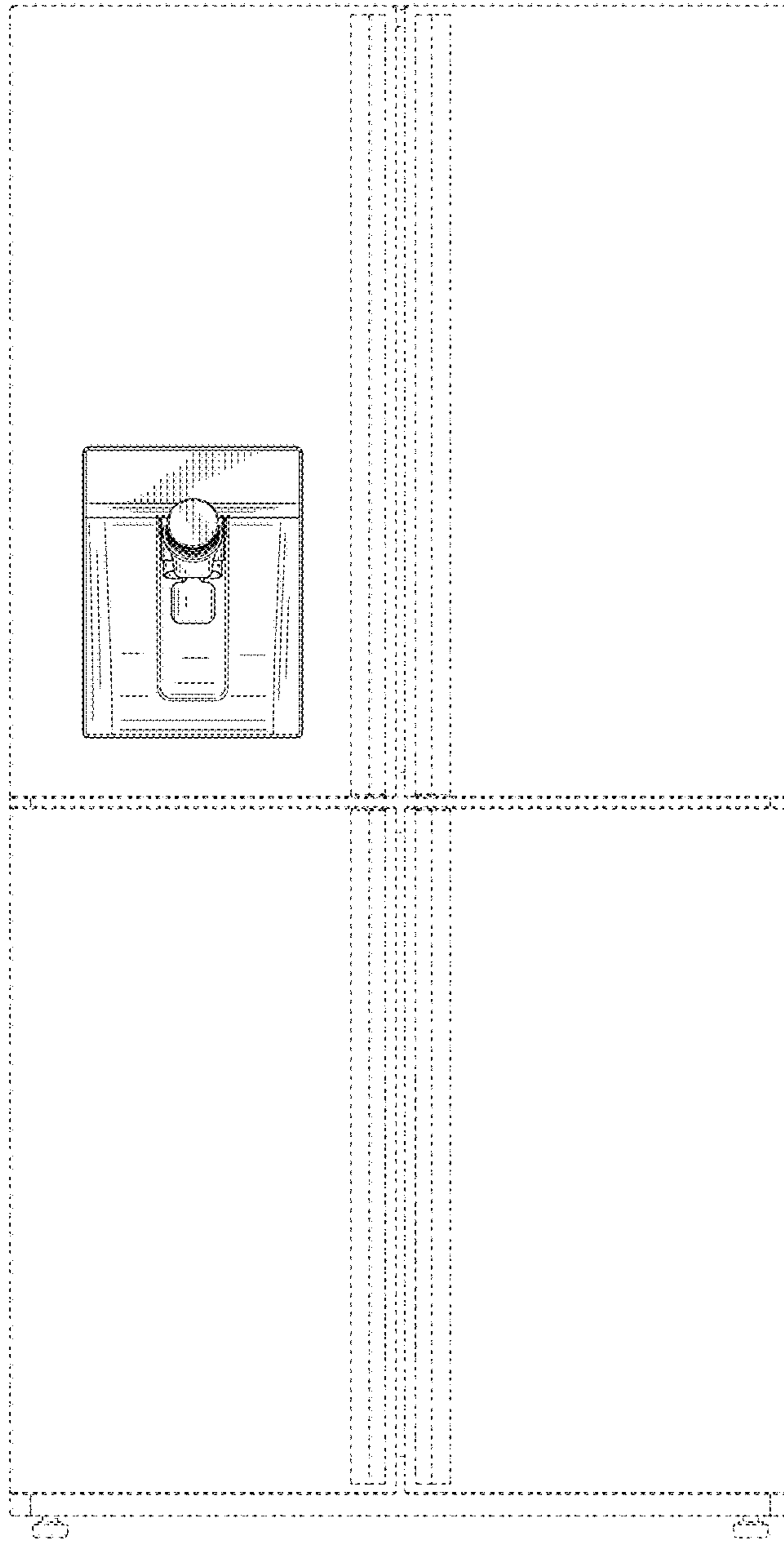


Fig. 2



Fig. 3




Fig. 4




Fig. 5

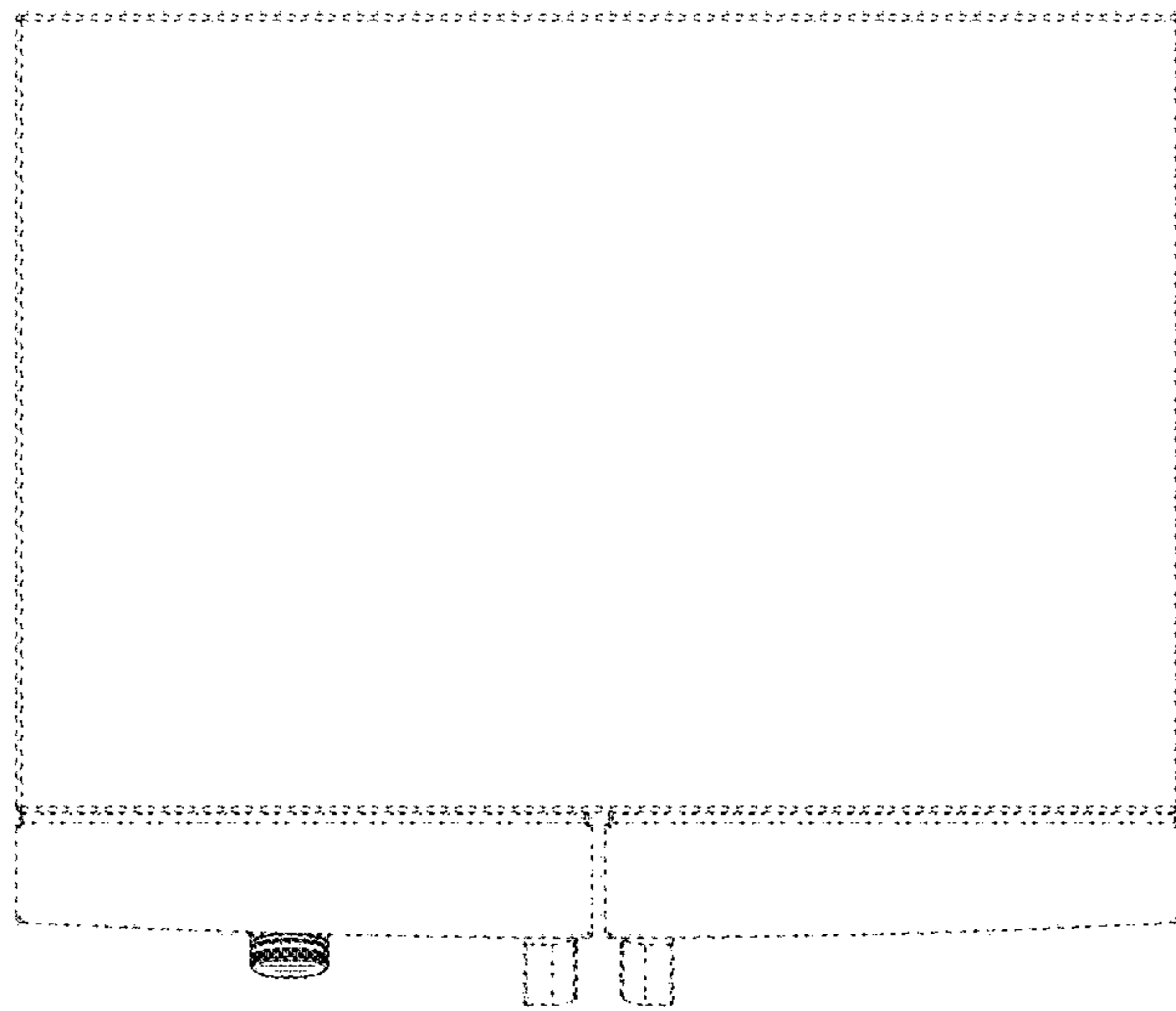


Fig. 6

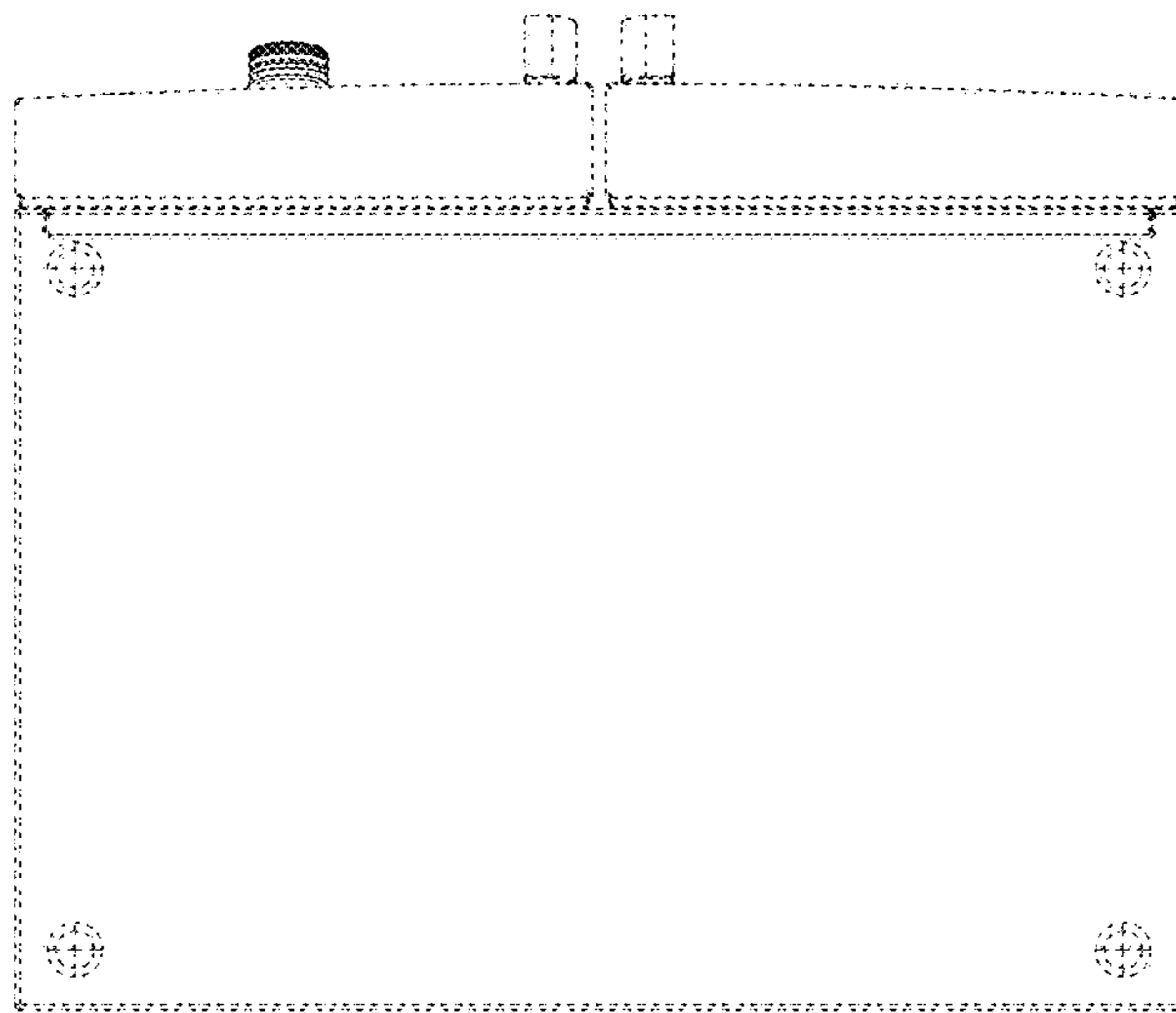


Fig. 7






Fig. 8