

US00D840439S

(12) **United States Design Patent**
Schlesser et al.

(10) **Patent No.:** **US D840,439 S**
(45) **Date of Patent:** **** Feb. 12, 2019**

(54) **JIB ARM PASSAGE FEATURE**
(71) Applicant: **Deere & Company**, Moline, IL (US)
(72) Inventors: **Walter M. Schlesser**, Dubuque, IA (US); **Rahul Chopde**, Pune (IN)
(73) Assignee: **DEERE & COMPANY**, Moline, IL (US)
(**) Term: **15 Years**

6,758,024 B1 * 7/2004 Mieger E02F 3/38
52/839
6,872,043 B2 3/2005 Yukawa et al.
7,070,383 B2 * 7/2006 Sugimoto E02F 3/325
414/694
D538,829 S * 3/2007 Nilsson D15/28
D598,031 S * 8/2009 Smith D15/28
7,682,124 B2 3/2010 Miyazaki et al.
D628,604 S * 12/2010 Major D15/28
D629,019 S * 12/2010 Major D15/28
7,958,693 B2 * 6/2011 Oyamada E02F 3/38
52/115

(Continued)

(21) Appl. No.: **29/626,843**
(22) Filed: **Nov. 21, 2017**
(51) **LOC (11) Cl.** **15-03**
(52) **U.S. Cl.**
USPC **D15/28**
(58) **Field of Classification Search**
USPC D15/10, 22-26, 28, 29, 32; 414/686,
414/694, 722, 718, 815, 723, 685, 680;
37/341, 407
CPC E02F 3/22; E02F 3/34; E02F 3/28; E02F
3/3405; E02F 3/3414; E02F 3/627; E02F
9/006; E02F 9/2275; E02F 9/14; E02F
9/22; Y10T 29/49622; B66F 19/00; B66F
9/22

See application file for complete search history.

(56) **References Cited**

U.S. PATENT DOCUMENTS

4,193,734 A * 3/1980 Williams E02F 3/30
212/347
5,476,356 A * 12/1995 Weiss A01D 87/0053
414/24.5
5,507,354 A * 4/1996 Harleman E21B 19/087
173/185
5,611,657 A * 3/1997 Peterson E02F 3/38
414/686
5,806,313 A 9/1998 Koshi et al.
D407,415 S * 3/1999 Flatau D15/28
D412,913 S * 8/1999 Sasaki D15/28
D451,105 S * 11/2001 Masumoto D15/28

FOREIGN PATENT DOCUMENTS

JP 2001 329 560 A 11/2001

OTHER PUBLICATIONS

Kubota BT751 Parts (Hydraulic hose—bucket). Kubota—Parts Catalog [online]. [retrieved Aug. 19, 2017]. Retrieved from Internet: <http://www.colemanequip.com/Kubota-bt751-parts/hydraulic-hose-bucket-13144/>.

Primary Examiner — Mark A Goodwin

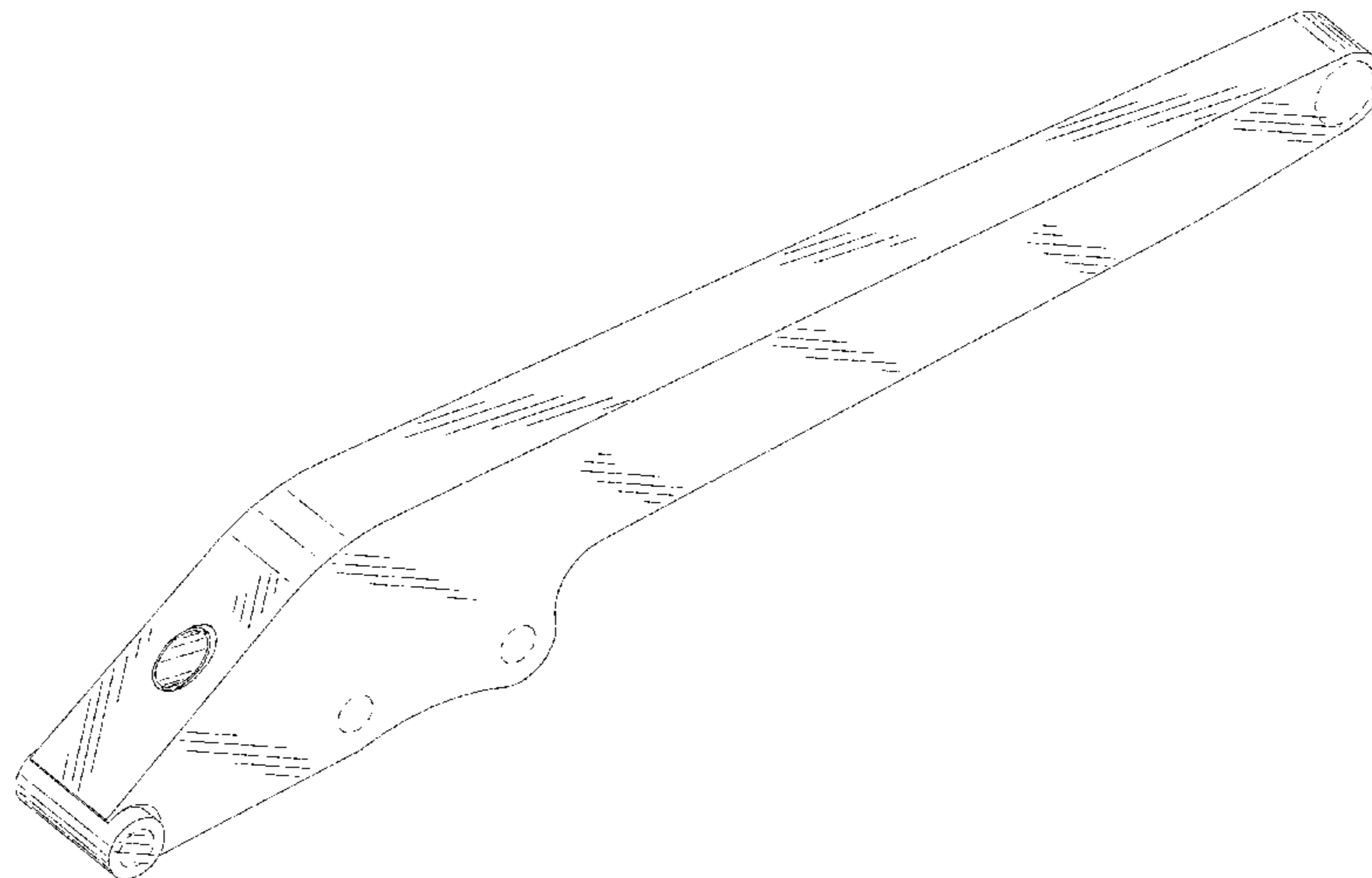
(57) **CLAIM**

The ornamental design for a jib arm passage feature, as shown and described.

DESCRIPTION

FIG. 1 is a perspective view of a jib arm passage feature showing our new design.
FIG. 2 is a right side view thereof.
FIG. 3 is a left side view thereof.
FIG. 4 is a front view thereof.
FIG. 5 is a rear view thereof.
FIG. 6 is a top view thereof; and,
FIG. 7 is a bottom view thereof.
The broken line representations of environmental structure in FIGS. 1-7 is for illustrative purposes only and forms no part of the claimed design.

1 Claim, 7 Drawing Sheets



(56)

References Cited

U.S. PATENT DOCUMENTS

D646,306	S *	10/2011	Bradley	D15/28
D649,170	S *	11/2011	Barba	D15/28
D649,171	S *	11/2011	Barba	D15/28
D656,523	S *	3/2012	Nilsson	D15/28
8,246,287	B1 *	8/2012	Westendorf	E02F 9/2275 414/722
D672,372	S *	12/2012	Nilsson	D15/28
D692,030	S *	10/2013	Martin	D15/28
D697,945	S *	1/2014	Healey	D15/28
D739,446	S *	9/2015	Nilsson	D15/32
9,121,163	B2 *	9/2015	Ditzler	E02F 3/38
D766,342	S *	9/2016	Esqueda	D15/28
D766,343	S *	9/2016	Linan	D15/28
D768,731	S *	10/2016	Esqueda	D15/32
D769,335	S *	10/2016	Esqueda	D15/32
D772,307	S *	11/2016	Gross	D15/28
9,534,352	B2	1/2017	Kusama	
9,592,999	B2 *	3/2017	Ditzler	A01D 34/866
D799,561	S *	10/2017	Kumbhar	D15/28
D811,449	S *	2/2018	Pfaff	D15/28
D814,527	S *	4/2018	Jacobsthal	D15/28

* cited by examiner

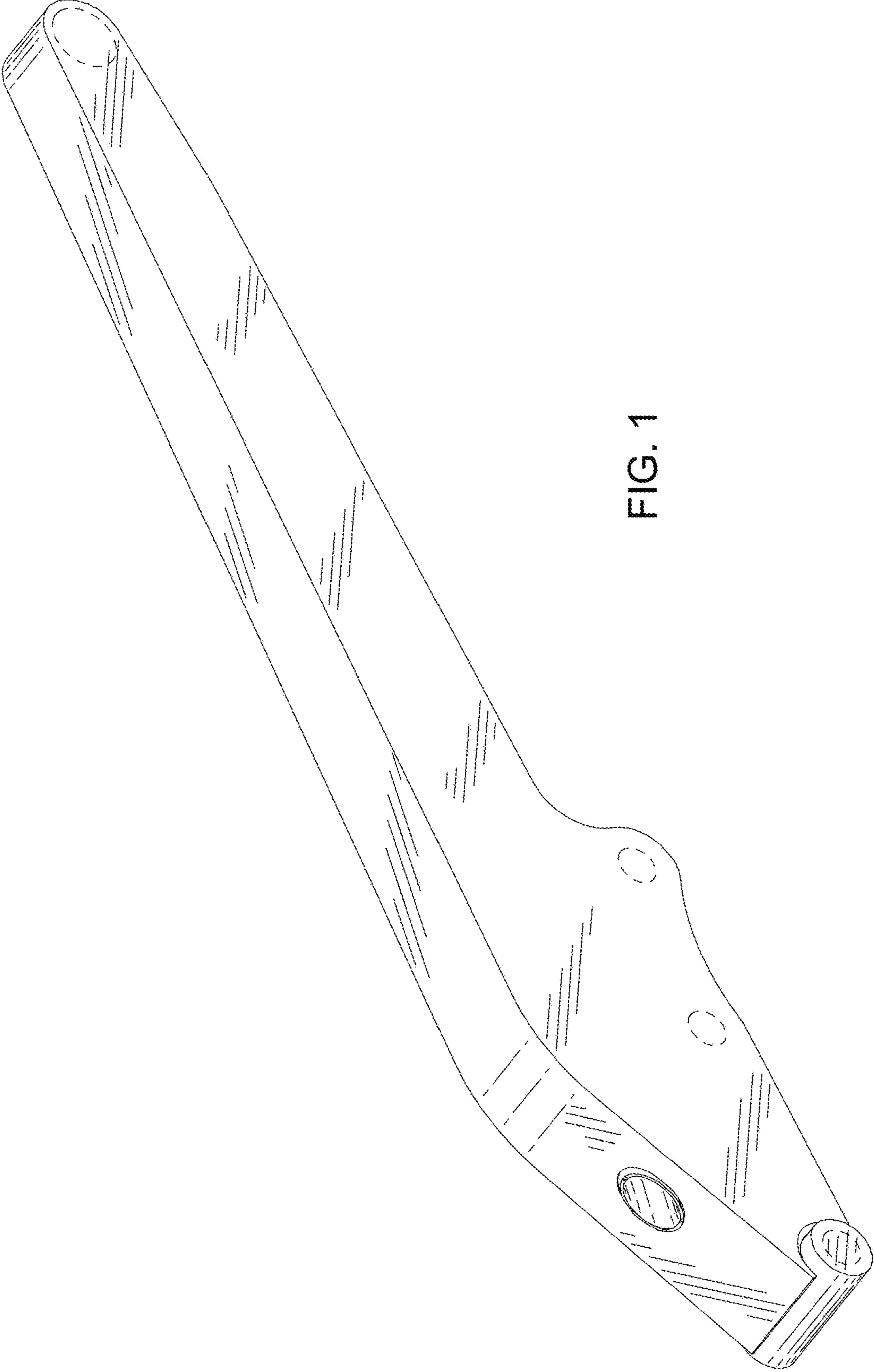


FIG. 1

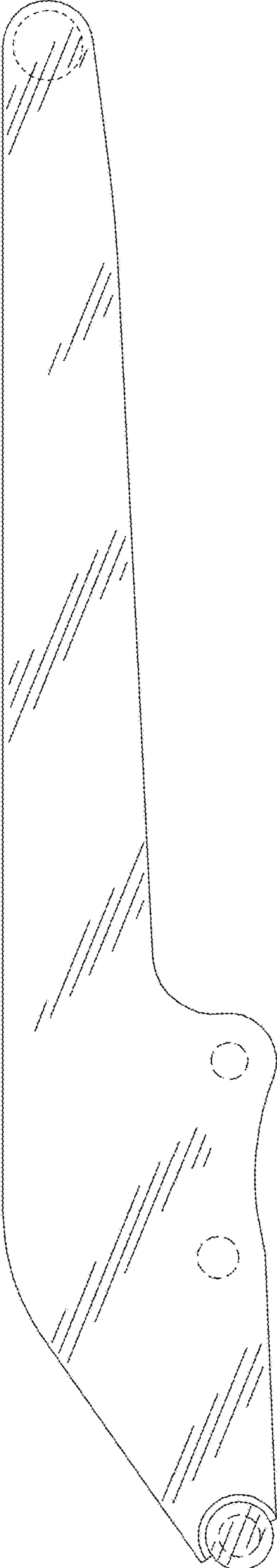


FIG. 2

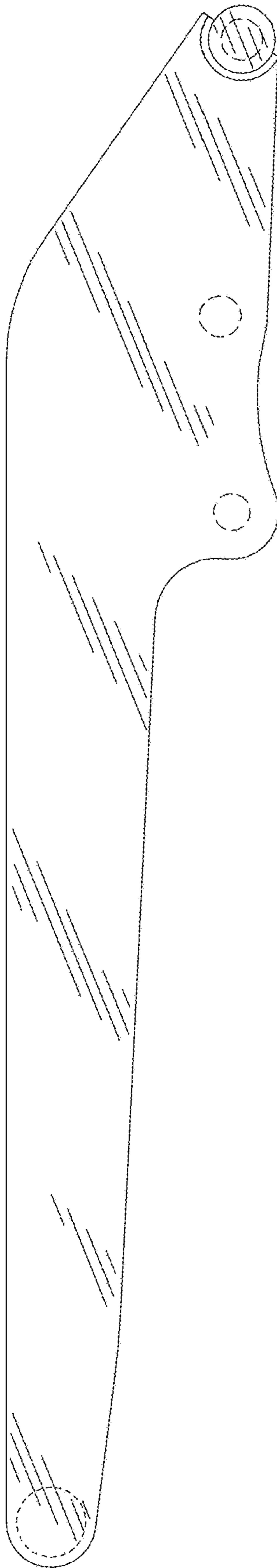


FIG. 3

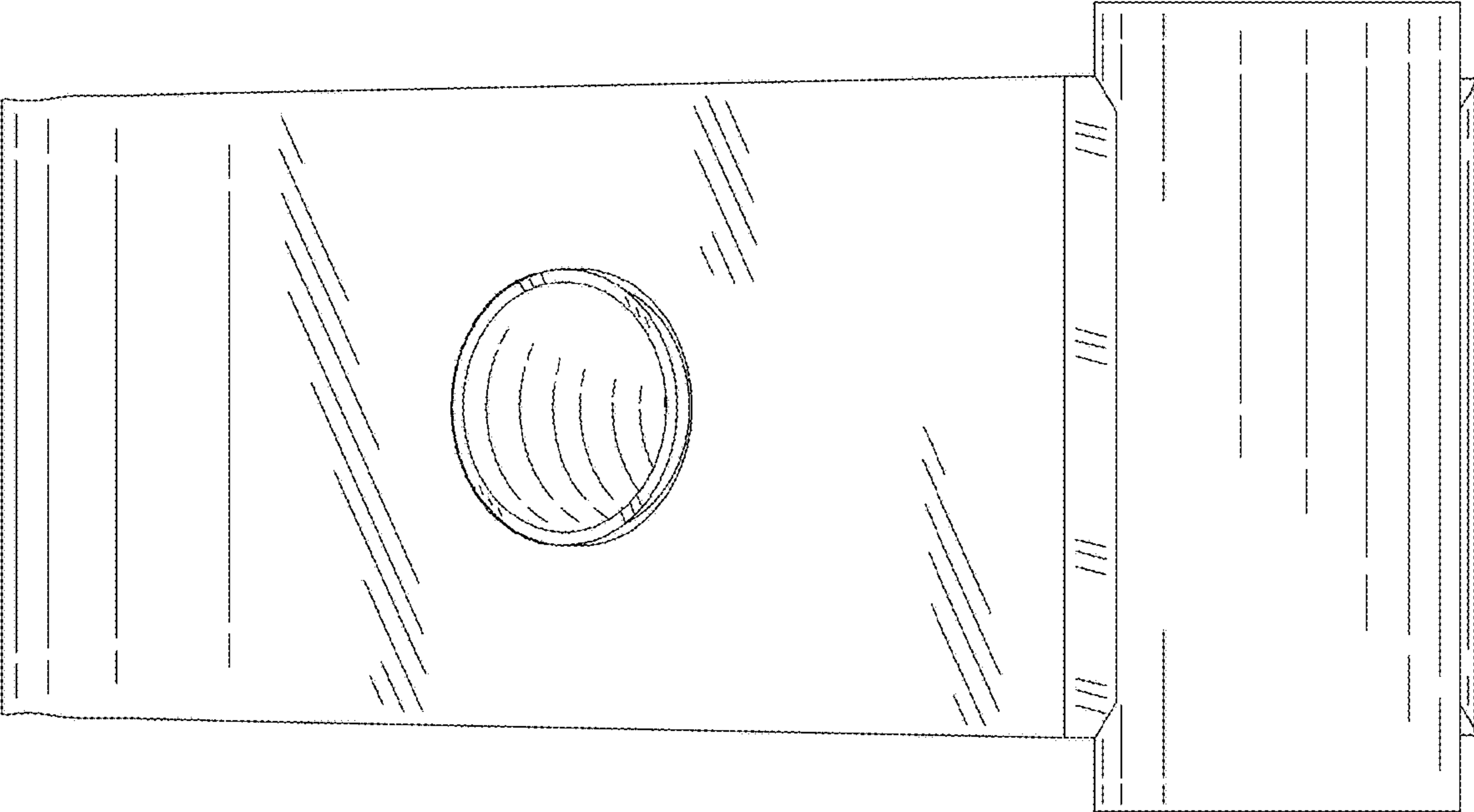


FIG. 4

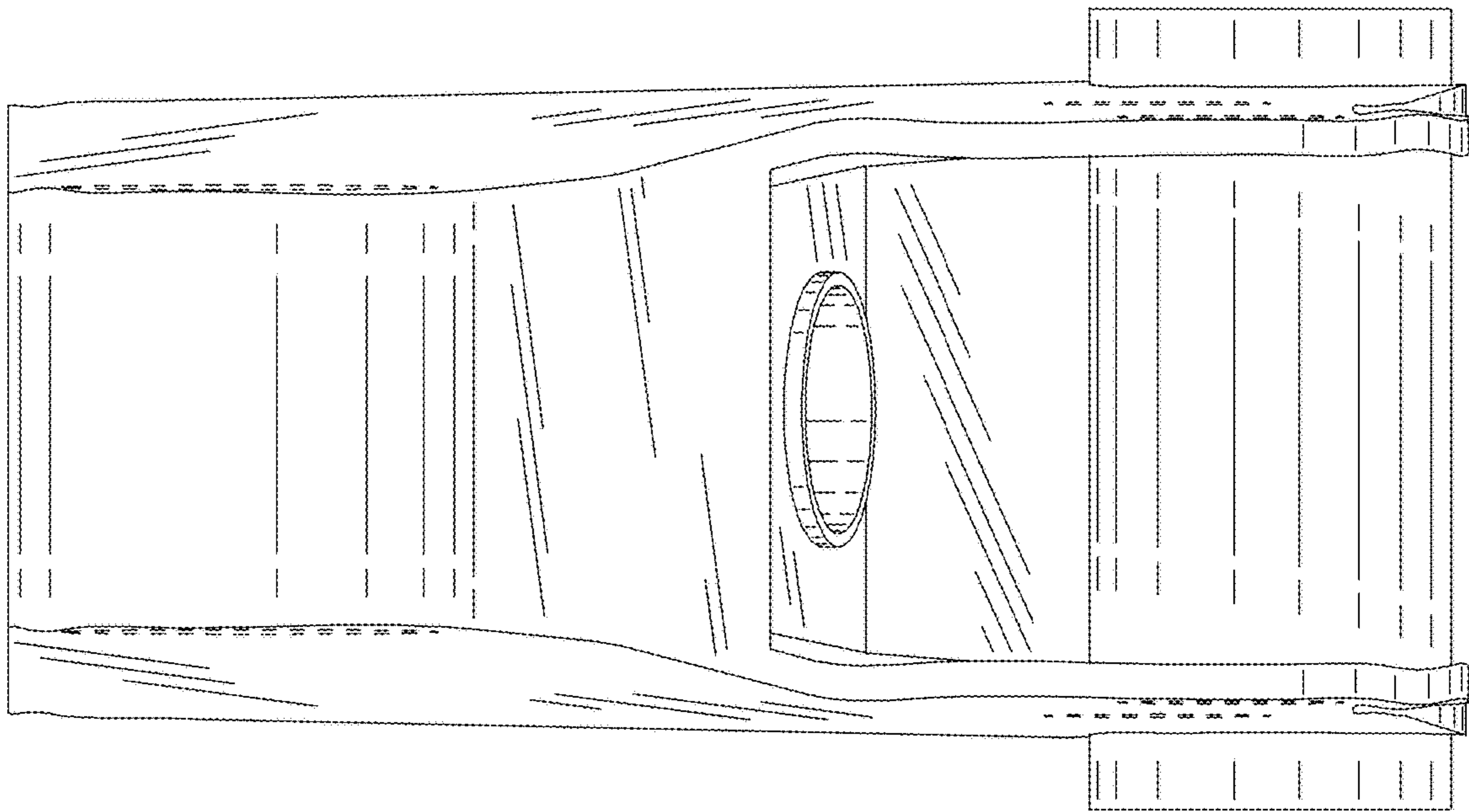


FIG. 5

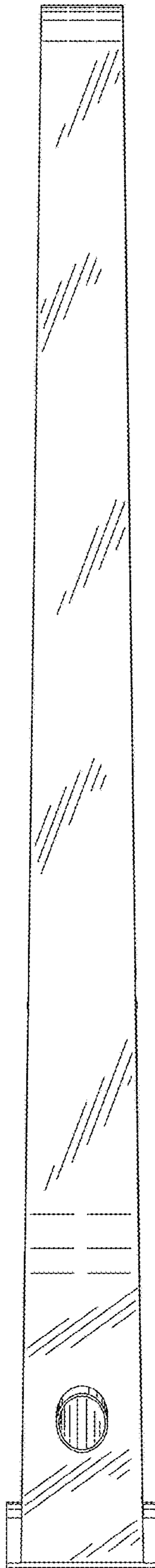


FIG. 6

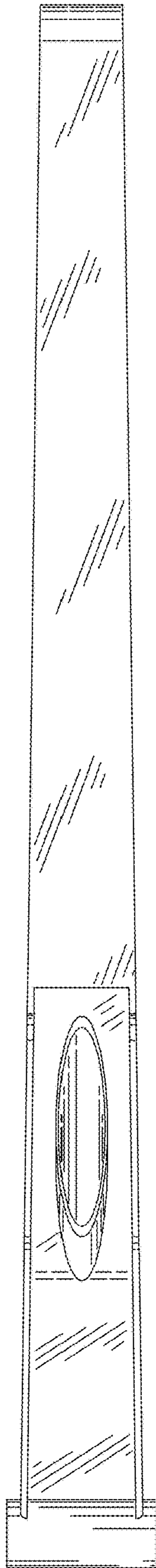


FIG. 7