US00D840426S

(12) United States Design Patent

Dieken et al.

(10) Patent No.: US D840,426 S
(45) Date of Patent: ** Feb. 12, 2019

(54) **DISPLAY SCREEN OR PORTION THEREOF WITH ANIMATED GRAPHICAL USER INTERFACE**

(71) Applicant: **Inspire Medical Systems, Inc.**, Plymouth, MN (US)

(72) Inventors: **David Todd Dieken**, Minneapolis, MN (US); **Maria Isabel Ancona**, Roxbury, MA (US); **John Rondoni**, Plymouth, MN (US)

(73) Assignee: **Inspire Medical Systems, Inc.**, Plymouth, MN (US)

(**) Term: **15 Years**

(21) Appl. No.: **29/617,346**

(22) Filed: **Sep. 13, 2017**

(51) **LOC (11) Cl.** **14-04**

(52) **U.S. Cl.**
USPC **D14/486**

(58) **Field of Classification Search**
USPC D14/485–495
CPC A61B 5/743; A61B 5/7435; G06T 13/00; G06T 13/80; G06F 3/04845
See application file for complete search history.

(56) **References Cited**

U.S. PATENT DOCUMENTS

7,047,149 B1 * 5/2006 Maki A61B 5/14553 702/150
D794,668 S * 8/2017 Alvarez D14/486
9,829,311 B1 * 11/2017 Wilson G01B 21/00
D825,597 S * 8/2018 Jann D14/486
2014/0277225 A1 * 9/2014 Quan A61N 1/3987 607/6

* cited by examiner

Primary Examiner — Richelle G Shelton
(74) *Attorney, Agent, or Firm* — Hollingsworth Davis, LLC

(57) **CLAIM**

We claim the ornamental design for a display screen or portion thereof with animated graphical user interface, as shown and described.

DESCRIPTION

FIG. **1** is a front view of a first image in a sequence for a display screen or portion thereof with animated graphical user interface showing our new design; and,
FIG. **2** is the second image thereof.
The appearance of the animated graphical user interface sequentially transitions between the images shown in FIGS. **1** to **2**. The process or period in which one image transitions to another forms no part of the claimed design. The broken lines around the Figures show a display screen or portion thereof and form no part of the claimed design, and the broken lines within the Figures show portions of the graphical user interface that form no part of the claimed design.

1 Claim, 2 Drawing Sheets

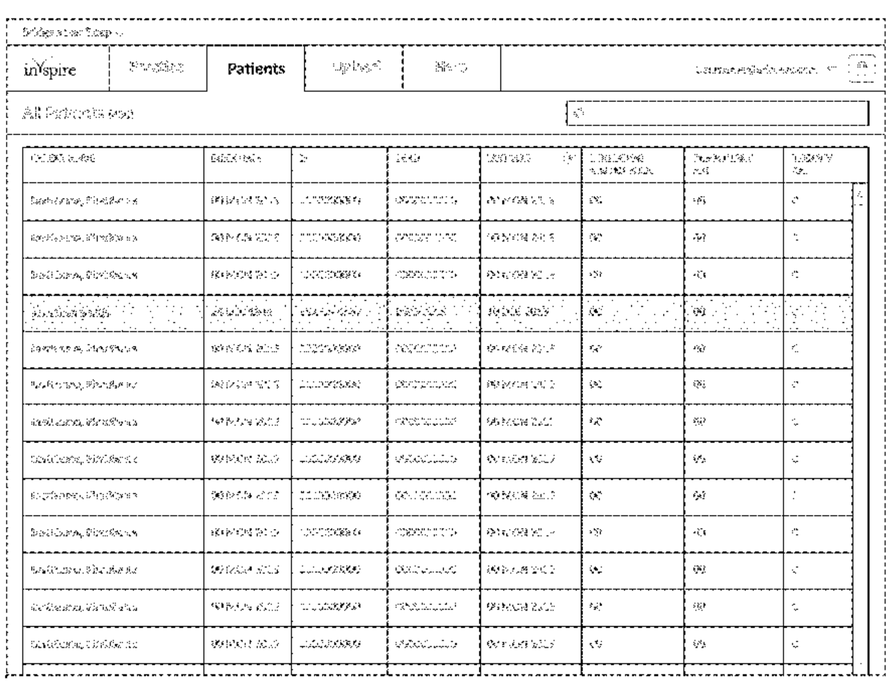

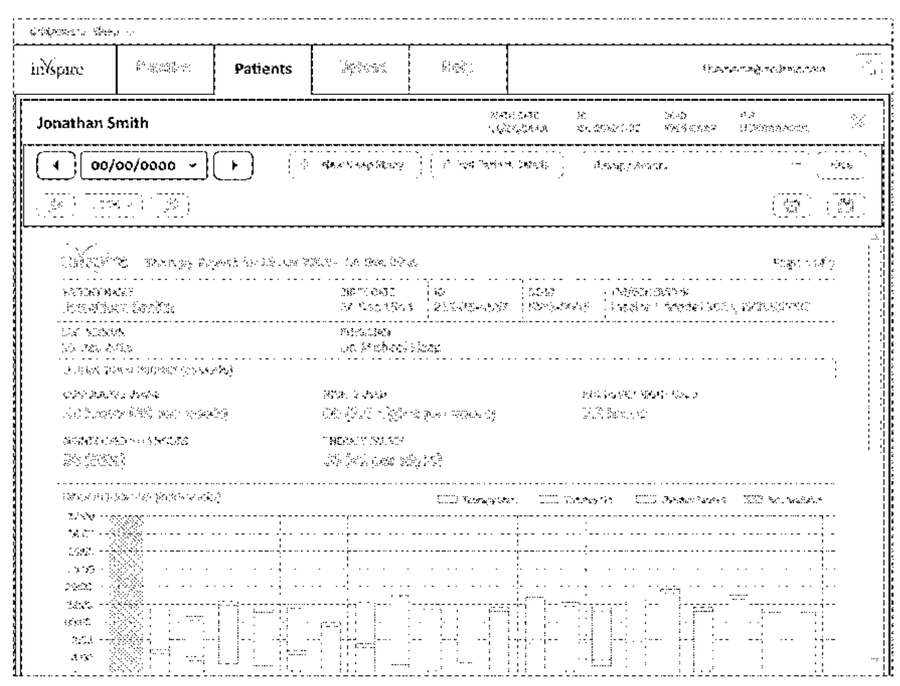

Fig. 1

Bridgewater Sleep
inspire
Practice
Patients
Upload
Help
Username@address.com
All Patients (450)
PATIENT NAME
BIRTH DATE
ID
DE-ID
LAST VISIT
UTILIZATION HRS PER WEEK
PRE DISPLACEMENT AHI
THERAPY AHI
Lastname, Firstname 00 MON 2016 0000000000 0000000000 00 MON 2016 00 00 0
Lastname, Firstname 00 MON 2016 0000000000 0000000000 00 MON 2016 00 00 0
Lastname, Firstname 00 MON 2016 0000000000 0000000000 00 MON 2016 00 00 0
Lastname, Firstname 24 DEC 1944 852-55-4567 [illegible] 18 DEC 2016 00 00 0
Lastname, Firstname 00 MON 2016 0000000000 0000000000 00 MON 2016 00 00 0
Lastname, Firstname 00 MON 2016 0000000000 0000000000 00 MON 2016 00 00 0
Lastname, Firstname 00 MON 2016 0000000000 0000000000 00 MON 2016 00 00 0
Lastname, Firstname 00 MON 2016 0000000000 0000000000 00 MON 2016 00 00 0
Lastname, Firstname 00 MON 2016 0000000000 0000000000 00 MON 2016 00 00 0
Lastname, Firstname 00 MON 2016 0000000000 0000000000 00 MON 2016 00 00 0
Lastname, Firstname 00 MON 2016 0000000000 0000000000 00 MON 2016 00 00 0
Lastname, Firstname 00 MON 2016 0000000000 0000000000 00 MON 2016 00 00 0
Lastname, Firstname 00 MON 2016 0000000000 0000000000 00 MON 2016 00 00 0

Fig. 2

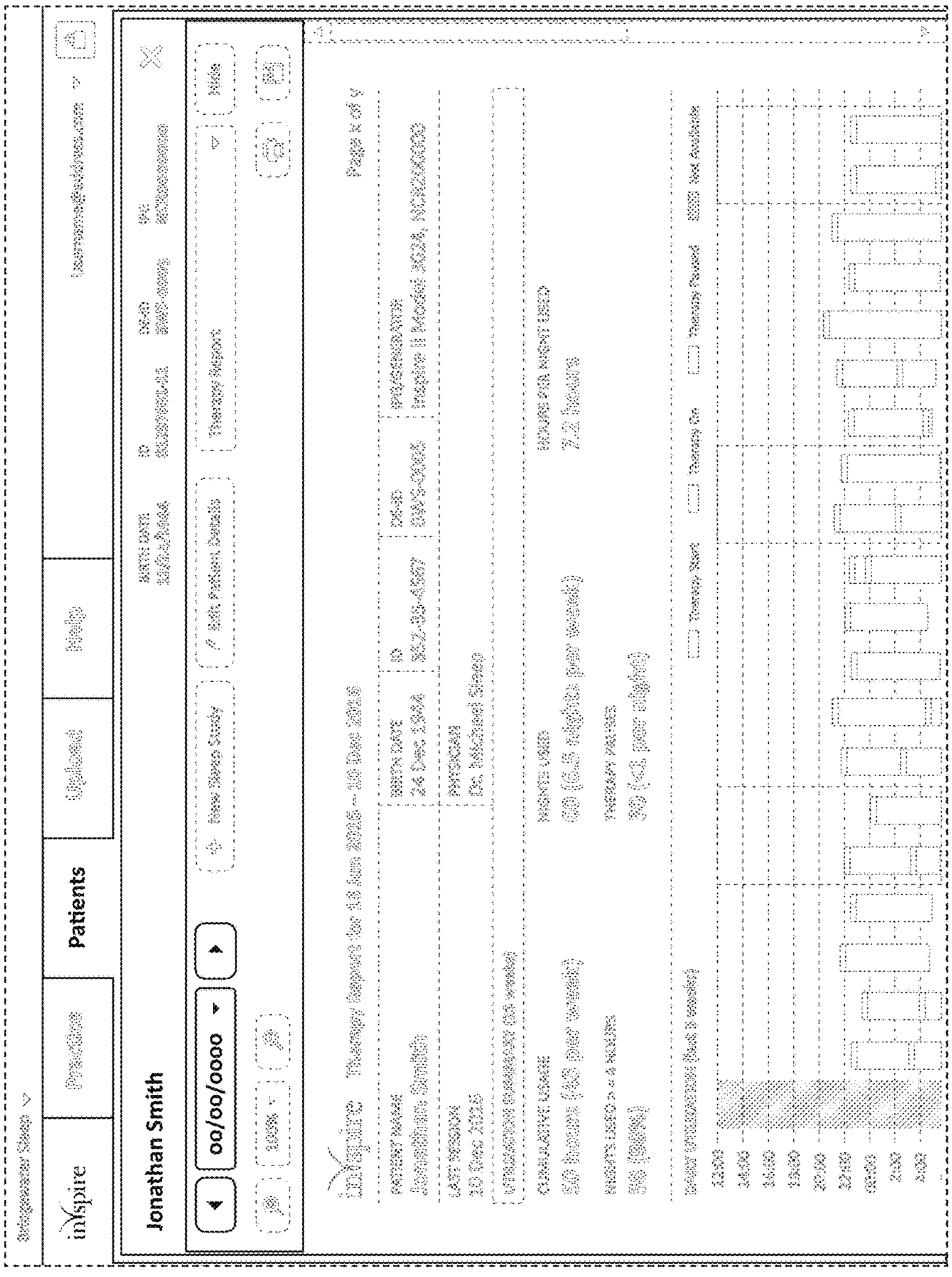
Patients
Upload
Help
Jonathan Smith
00/00/0000
New Sleep Study
Edit Patient Details
Therapy Report
Page 1 of 7
Therapy Report for 10 Jun 2015 – 10 Dec 2015
24 Dec 1964
Dr. Michael Sleep
Jonathan Smith
10 Dec 2015
60 (6.5 nights per week)
30 (4.3 per night)
7.2 hours
Therapy Start
Therapy On
Therapy Pause
Daily Utilization (last 8 weeks)