



US00D840415S

(12) **United States Design Patent**  
**Yoon et al.**

(10) **Patent No.:** **US D840,415 S**  
(45) **Date of Patent:** **\*\* Feb. 12, 2019**

(54) **DISPLAY SCREEN OR PORTION THEREOF WITH TRANSITIONAL GRAPHICAL USER INTERFACE**

D799,545 S \* 10/2017 Guzman ..... D14/492  
D811,418 S \* 2/2018 Sun ..... D14/485  
2016/0011726 A1\* 1/2016 Felt ..... G06F 3/0482  
715/828

(71) Applicant: **Samsung Electronics Co., Ltd.**,  
Suwon-si (KR)

FOREIGN PATENT DOCUMENTS

(72) Inventors: **Jiyeon Yoon**, Seoul (KR); **Jaejeong Kim**, Seoul (KR); **Jungah Seung**, Guri-si (KR)

EM 003471622-0001 1/2017  
KR 30-2013-0028027 8/2013  
KR 30-2014-0053853 7/2015

(73) Assignee: **Samsung Electronics Co., Ltd.**,  
Suwon-si (KR)

\* cited by examiner

(\*\*) Term: **15 Years**

*Primary Examiner* — Richelle G Shelton

(21) Appl. No.: **29/625,065**

(74) *Attorney, Agent, or Firm* — NSIP Law

(22) Filed: **Nov. 7, 2017**

(57) **CLAIM**

We claim the ornamental design for a display screen or portion thereof with transitional graphical user interface, as shown and described.

(30) **Foreign Application Priority Data**

**DESCRIPTION**

Aug. 25, 2017 (KR) ..... 30-2017-0039777

(51) **LOC (11) Cl.** ..... **14-04**

(52) **U.S. Cl.**  
USPC ..... **D14/485**

(58) **Field of Classification Search**  
USPC ..... D14/485-495  
CPC . G06F 3/04817; G06F 3/04845; G06T 13/00;  
G06T 13/80

See application file for complete search history.

FIG. 1 is the first image in a display screen or portion thereof with transitional graphical user interface showing our new design;

FIG. 2 is the second image thereof;

FIG. 3 is the third image thereof;

FIG. 4 is the fourth image thereof;

FIG. 5 is the fifth image thereof;

FIG. 6 is the sixth image thereof;

FIG. 7 is the seventh image thereof;

FIG. 8 is the eighth image thereof; and,

FIG. 9 is the ninth image thereof.

The broken lines showing of the display screen or portion thereof are for environmental purposes only and form no part of the claimed design.

The appearance of the image sequentially transitions between the images shown in FIGS. 1-9. The process or period in which one image transitions to another forms no part of the claimed design.

(56) **References Cited**

U.S. PATENT DOCUMENTS

D644,656 S \* 9/2011 Maitlen ..... D14/489  
D654,928 S \* 2/2012 Morrow ..... D14/492  
D654,929 S \* 2/2012 Morrow ..... D14/492  
D665,420 S \* 8/2012 Morrow ..... D14/492  
D665,421 S \* 8/2012 Morrow ..... D14/492  
D759,680 S \* 6/2016 Behar ..... D14/485  
D763,317 S \* 8/2016 Kim ..... D14/492

**1 Claim, 9 Drawing Sheets**

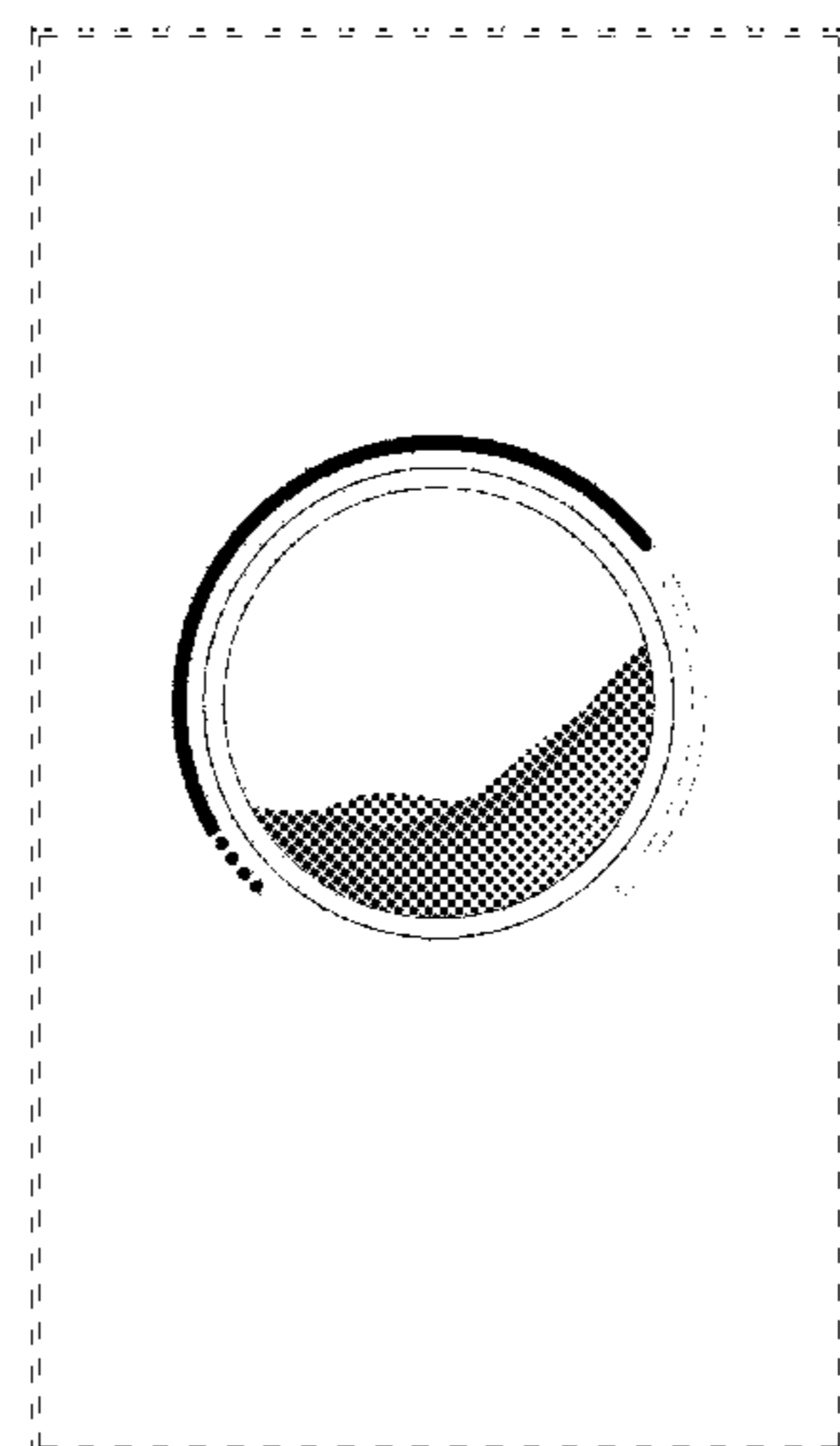
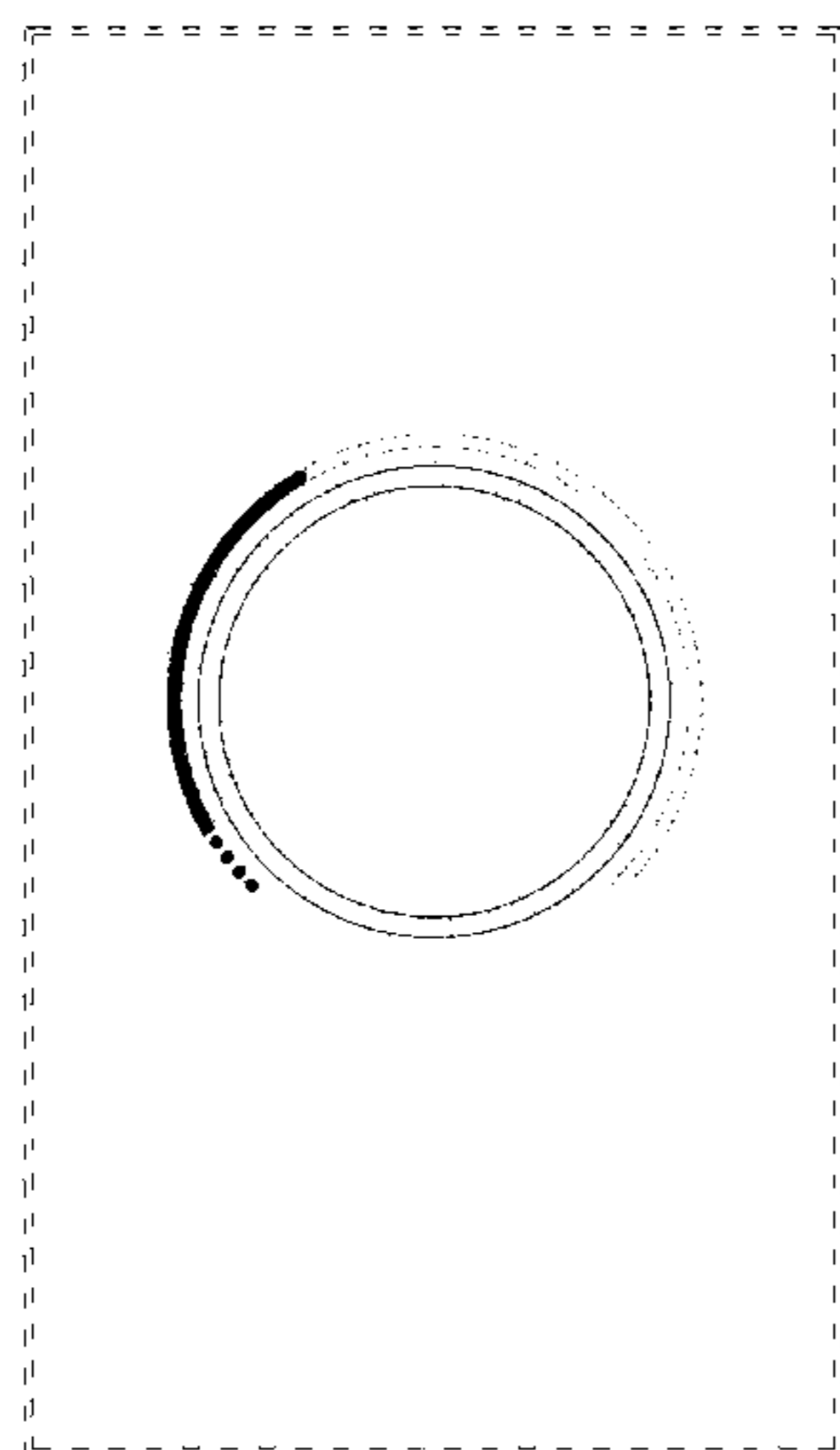


FIG. 1




FIG. 2

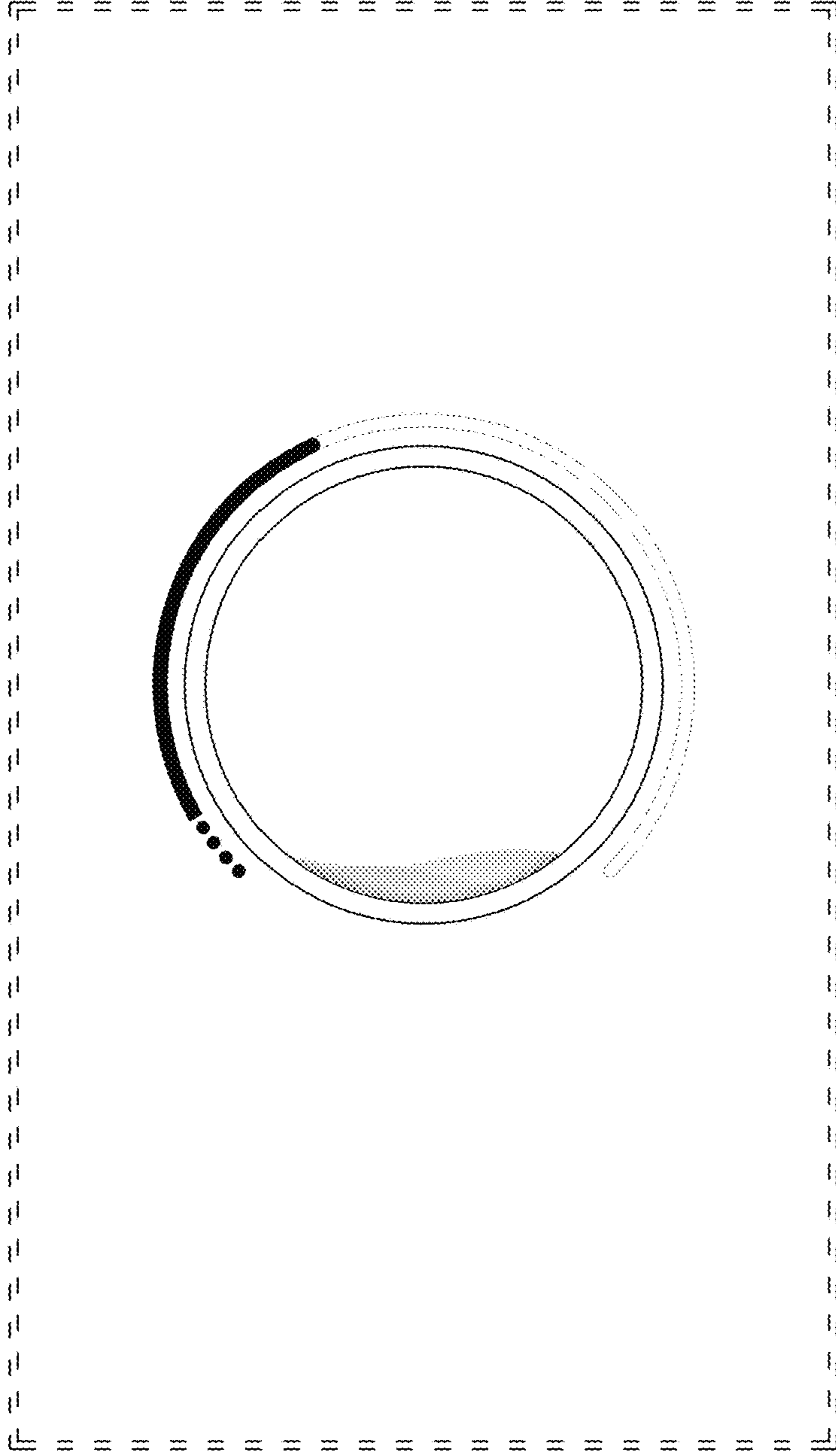


FIG. 3




FIG. 4




FIG. 5




FIG. 6




FIG. 7






FIG. 8




FIG. 9

