



US00D840411S

(12) **United States Design Patent** (10) **Patent No.:** **US D840,411 S**  
**Huang** (45) **Date of Patent:** **\*\* Feb. 12, 2019**

(54) **DISPLAY SCREEN WITH GRAPHICAL USER INTERFACE**

(71) Applicants: **Patentcloud Corporation**, Shenzhen (CN); **Patentcloud Co. Limited**, Kwun Tong (HK)

(72) Inventor: **Cheng-Chia Huang**, New Taipei (TW)

(73) Assignees: **Patentcloud Corporation**, Shenzhen (CN); **Patentcloud Co. Limited**, Kwun Tong (HK)

(\*\*) Term: **15 Years**

(21) Appl. No.: **29/540,998**

(22) Filed: **Sep. 30, 2015**

(51) **LOC (11) Cl.** ..... **14-04**

(52) **U.S. Cl.**  
USPC ..... **D14/485**

(58) **Field of Classification Search**  
USPC ..... D14/485-495; 715/757, 835, 841; 345/156

CPC ..... G06F 3/04817; G06F 3/04815; G06F 3/0482; G06F 1/16

See application file for complete search history.

(56) **References Cited**

U.S. PATENT DOCUMENTS

D787,530 S *	5/2017	Huang	.....	D14/485
D800,759 S *	10/2017	Perekoty	.....	D14/486
D801,359 S *	10/2017	Jungnnann	.....	D14/486
D808,399 S *	1/2018	Derby	.....	D14/485
D810,107 S *	2/2018	Tuthill	.....	D14/486

D812,628 S *	3/2018	Okado	.....	D14/486
D813,248 S *	3/2018	Burton	.....	D14/485
D813,250 S *	3/2018	Hiljanen	.....	D14/485
D813,256 S *	3/2018	Lindmark	.....	D14/486
D813,893 S *	3/2018	Tuthill	.....	D14/486
D813,900 S *	3/2018	Karunamuni	.....	D14/487
D814,483 S *	4/2018	Gavaskar	.....	D14/485
D814,488 S *	4/2018	Wong	.....	D14/486
D814,501 S *	4/2018	Protzman	.....	D14/486
D816,099 S *	4/2018	Fischer	.....	D14/485
D817,355 S *	5/2018	Jewitt	.....	D14/492
D819,044 S *	5/2018	Fung	.....	D14/485
D819,059 S *	5/2018	O'Toole	.....	D14/485

\* cited by examiner

Primary Examiner — Rhea Shields

(74) Attorney, Agent, or Firm — ScienBiziP, P.C.

(57) **CLAIM**

The ornamental design for a display screen with graphical user interface, as shown and described.

**DESCRIPTION**

FIG. 1 is a front view of a first embodiment of the display screen with graphical user interface.

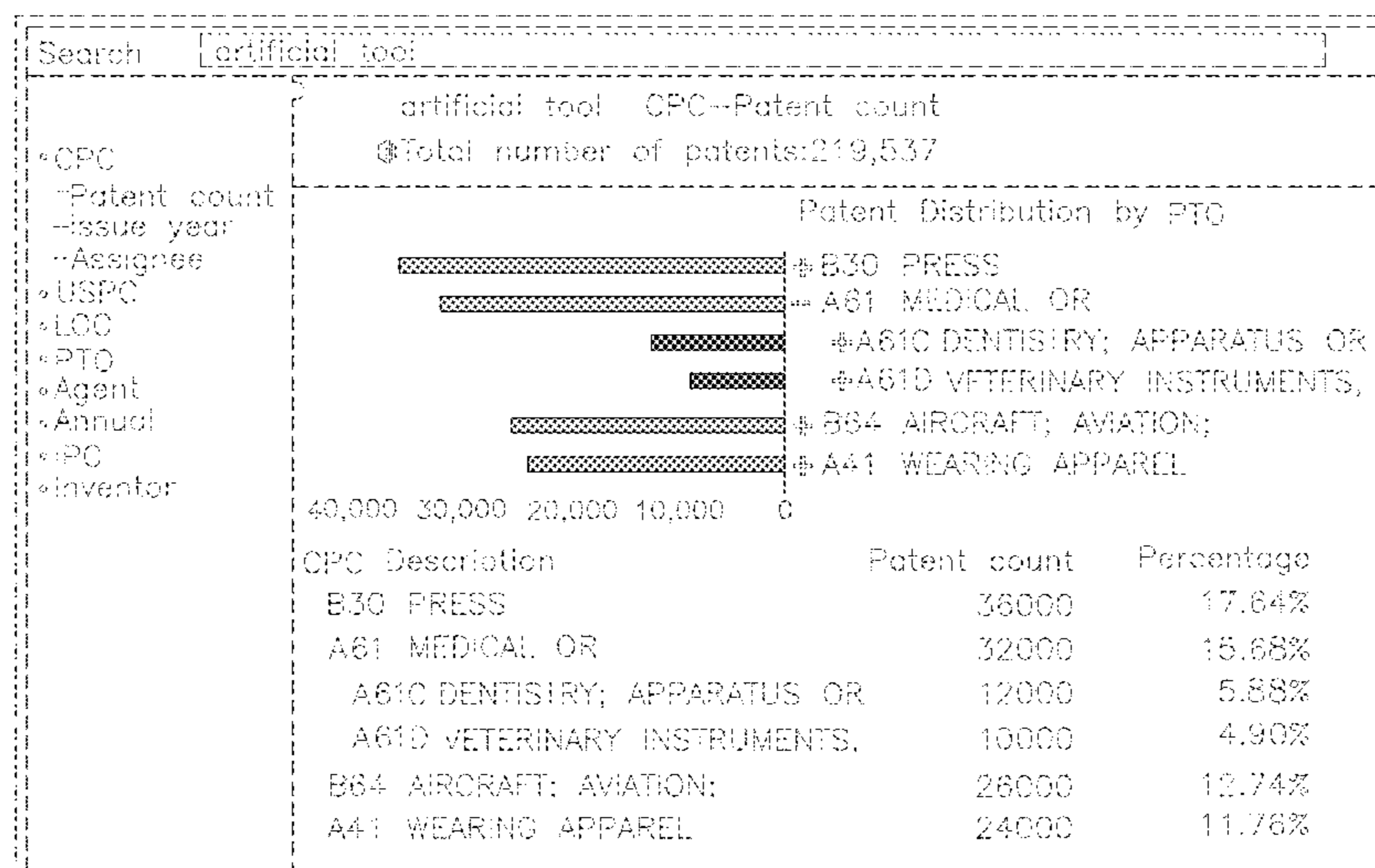
FIG. 2 is a front view of a second embodiment of the display screen with graphical user interface.

FIG. 3 is a front view of a third embodiment of the display screen with graphical user interface; and,

FIG. 4 is a front view of a fourth embodiment of the display screen with graphical user interface.

In the drawings, the broken lines are for the purpose of illustrating the display screen with graphical user interface that forms no part of the claimed design.

**1 Claim, 4 Drawing Sheets**



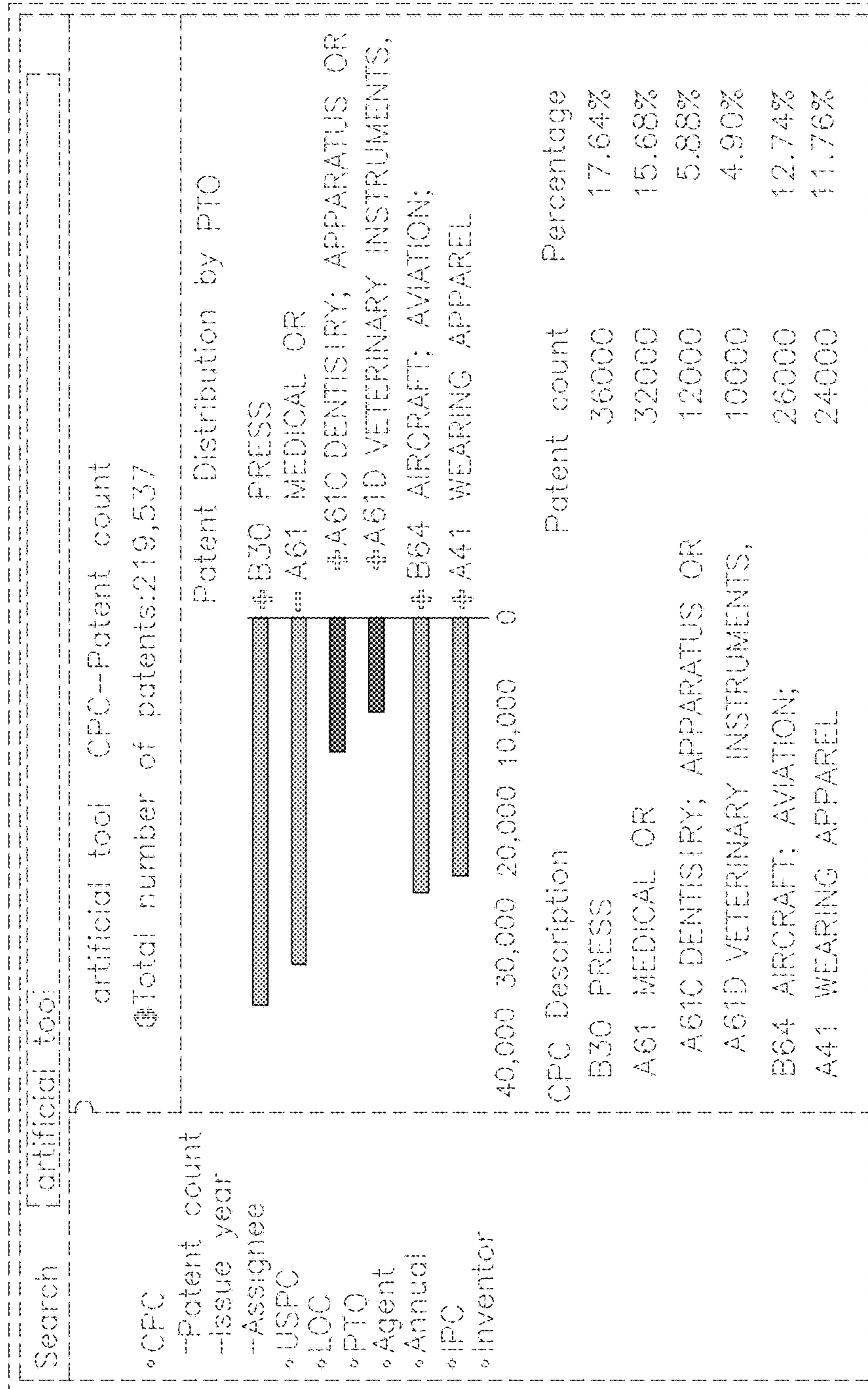


FIG. 1

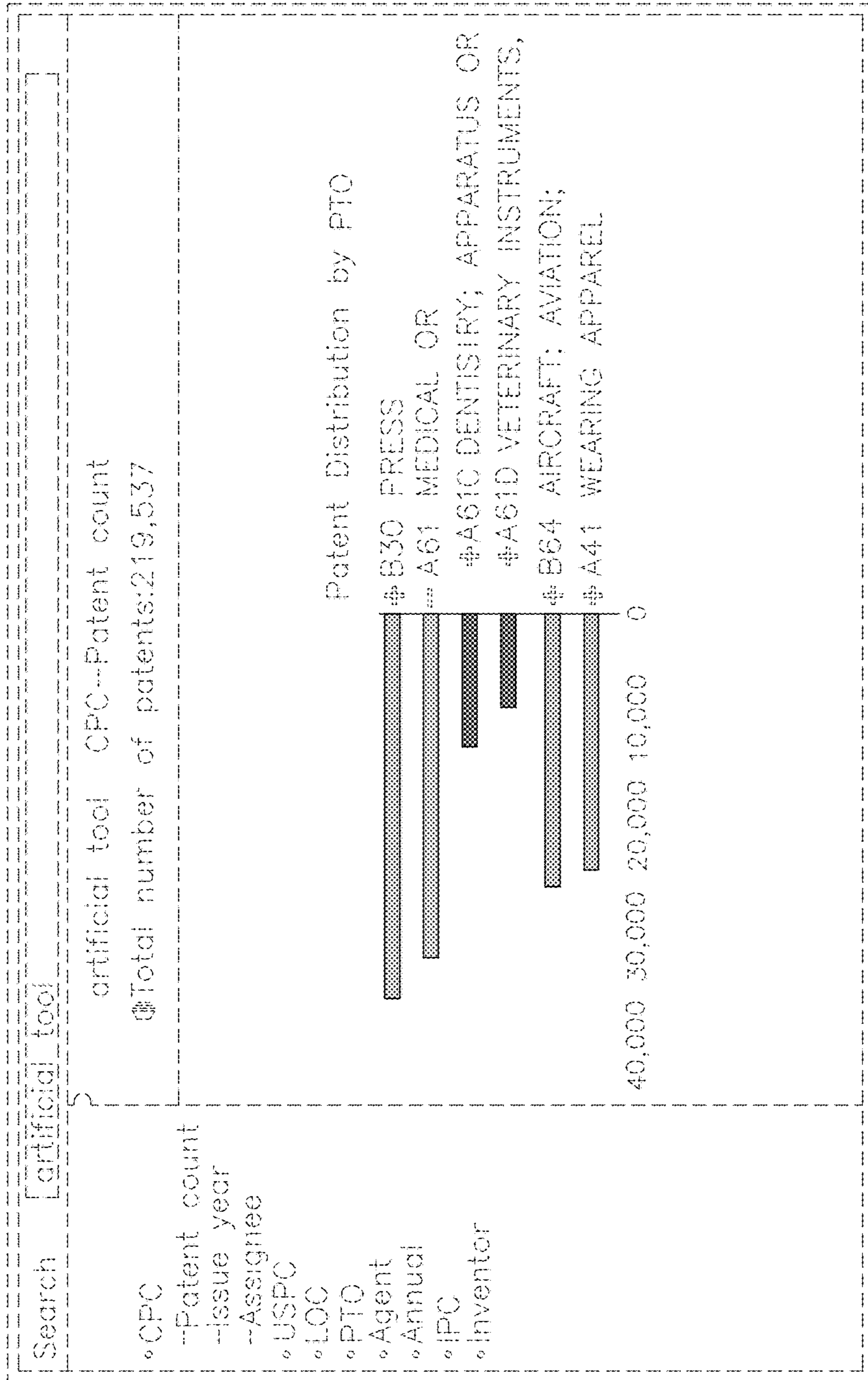


FIG. 2

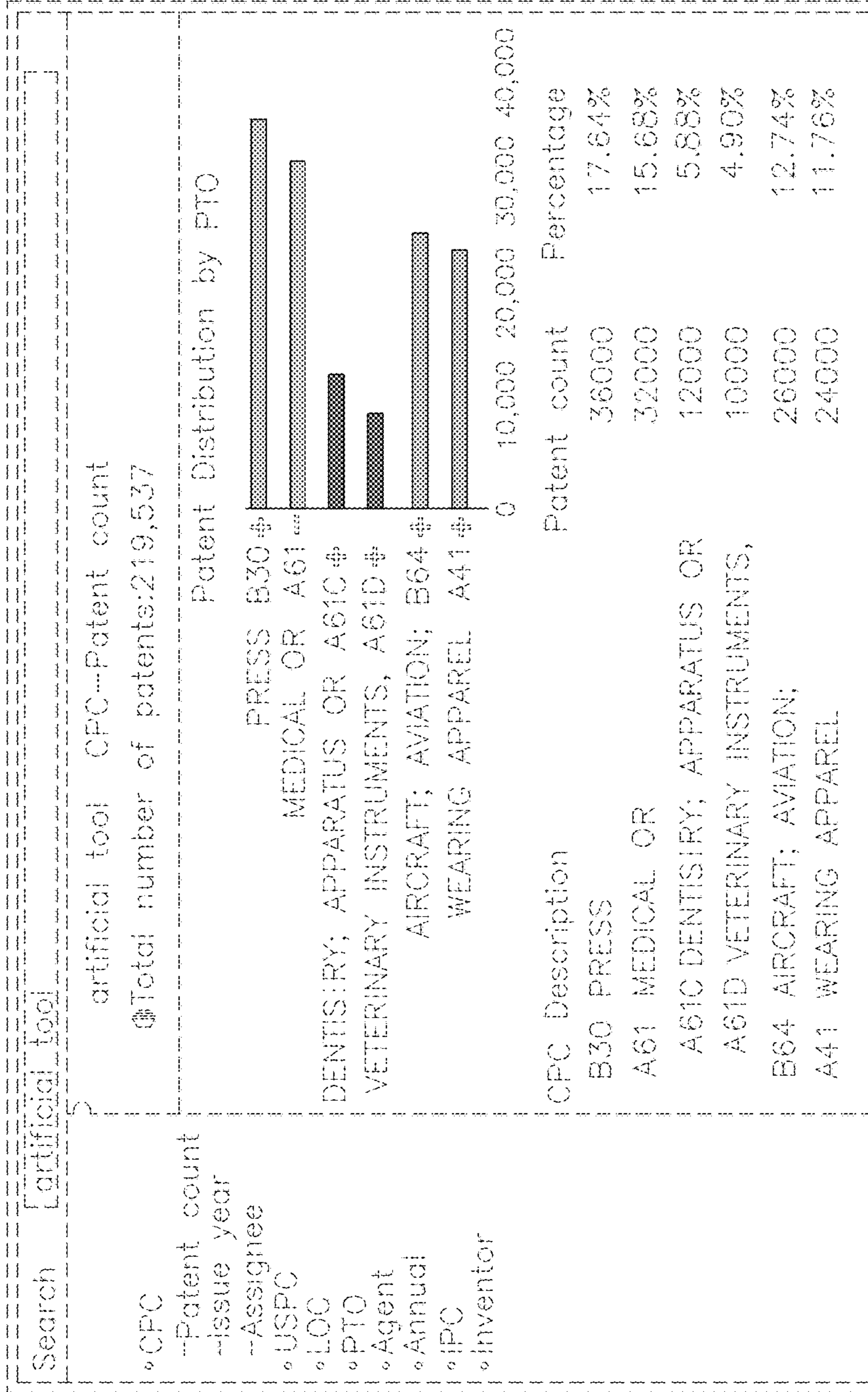


FIG. 3

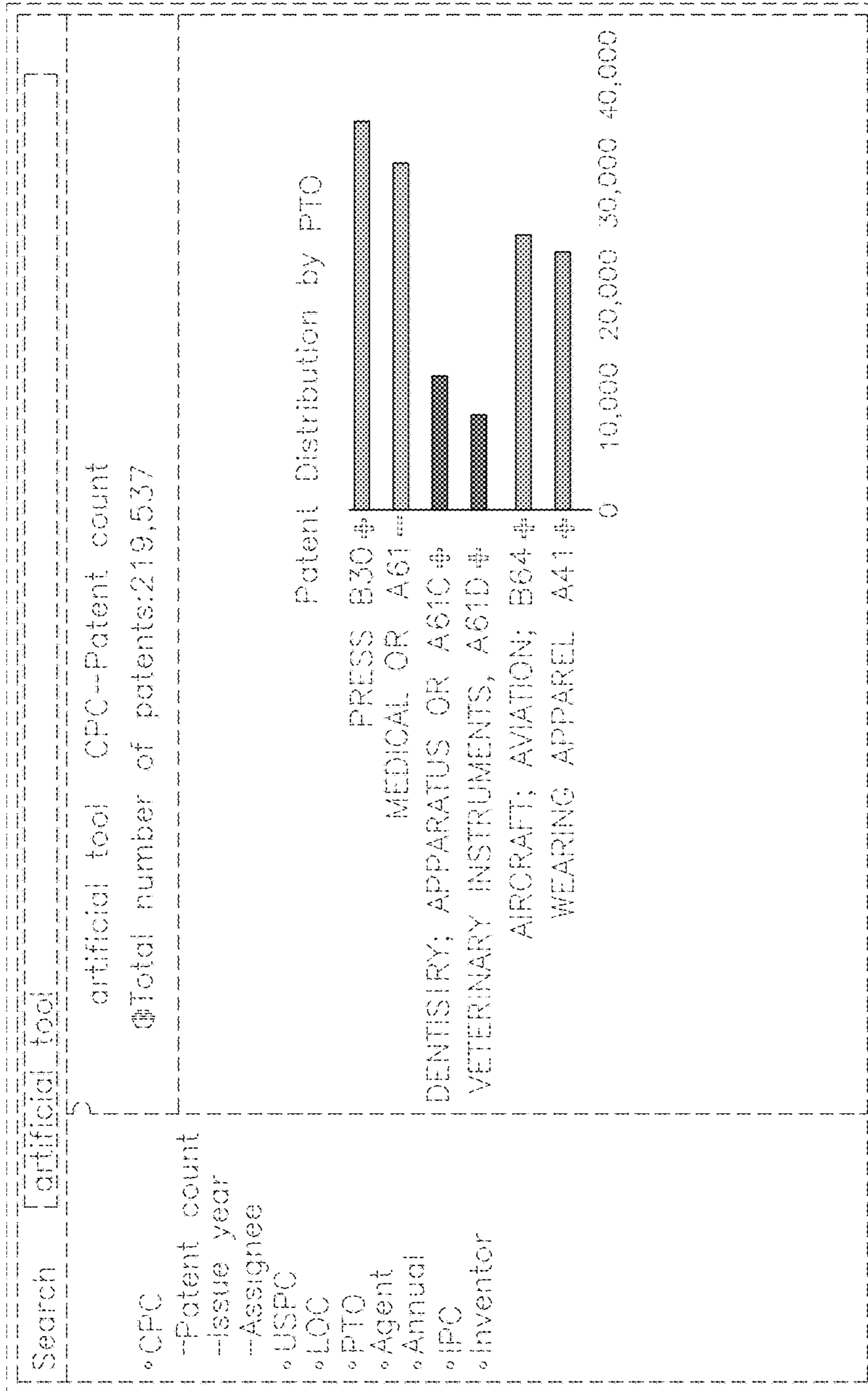


FIG. 4