



US00D840406S

(12) **United States Design Patent** (10) **Patent No.:** **US D840,406 S**
Caggiani (45) **Date of Patent:** **** Feb. 12, 2019**

(54) **BEZEL INCLUDING A DISPLAY**
(71) Applicant: **WOWZA MEDIA SYSTEMS, LLC**,
Golden, CO (US)
(72) Inventor: **Ed Nelson Caggiani**, Loveland, CO
(US)
(73) Assignee: **WOWZA MEDIA SYSTEMS, LLC**,
Golden, CO (US)
(**) Term: **15 Years**
(21) Appl. No.: **29/607,464**
(22) Filed: **Jun. 13, 2017**
(51) **LOC (11) Cl.** **14-02**
(52) **U.S. Cl.**
USPC **D14/444**
(58) **Field of Classification Search**
USPC D14/240, 300, 301, 308, 313, 314,
D14/348-356, 364-368, 441-446, 188;
D13/123, 158, 162, 184, 199;
312/223.1-223.3, 351.11;
360/99.01-99.12; 369/34.01-36.01;
361/679.31-679.33, 679.37, 679.39,
361/679.46, 679.53, 679.4, 679.41, 727
CPC . G06F 1/20; G06F 1/181; G06F 1/187; G06F
1/183; G06F 1/184; G06F 1/16; H05K
7/16; H05K 7/1424; H05K 7/1409; H05K
7/20; H05K 7/20545; H05K 7/20727;
H05K 7/1425; H05K 7/1488; H05K
7/183; H05K 7/14; H05K 5/00; H05K
7/00; H05H 7/20; G11B 33/126; G11B
33/128; G11B 33/08; G11B 33/02
See application file for complete search history.

(56) **References Cited**

U.S. PATENT DOCUMENTS

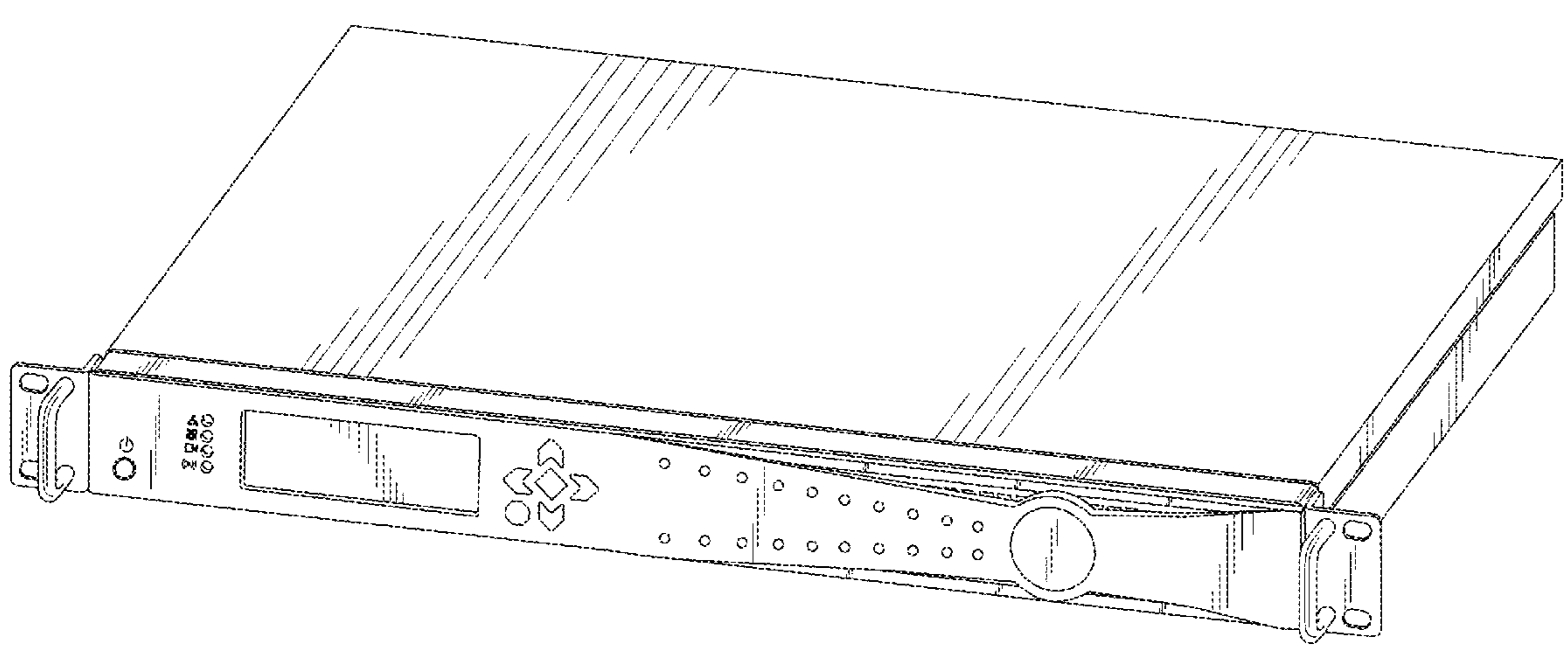
D404,396 S *	1/1999	Mackie	D13/110
D532,418 S	11/2006	Crisp		
D639,824 S *	6/2011	Usami	D14/168
D642,549 S	8/2011	Zeinoun et al.		
D675,160 S *	1/2013	Tanaka	D13/110
D695,260 S *	12/2013	Teulie	D14/188
D705,233 S	5/2014	McClelland et al.		
D722,588 S *	2/2015	Boyd	D14/188
D740,293 S	10/2015	Kuehn et al.		
D745,867 S *	12/2015	Hochman	D14/313
D788,066 S *	5/2017	Williamson	D14/188
D788,741 S *	6/2017	Ito	D14/188

* cited by examiner
Primary Examiner — Freda S Nunn
(74) *Attorney, Agent, or Firm* — Toler Law Group, PC

(57) **CLAIM**
The ornamental design for a bezel including a display, as shown and described.

DESCRIPTION
FIG. 1 is a perspective view of a bezel including a display; FIG. 2 is a front view thereof the back view being unornamented; FIG. 3 is a top view thereof; FIG. 4 is a bottom view thereof; FIG. 5 is a left side view thereof; and, FIG. 6 is a right side view thereof.

1 Claim, 6 Drawing Sheets



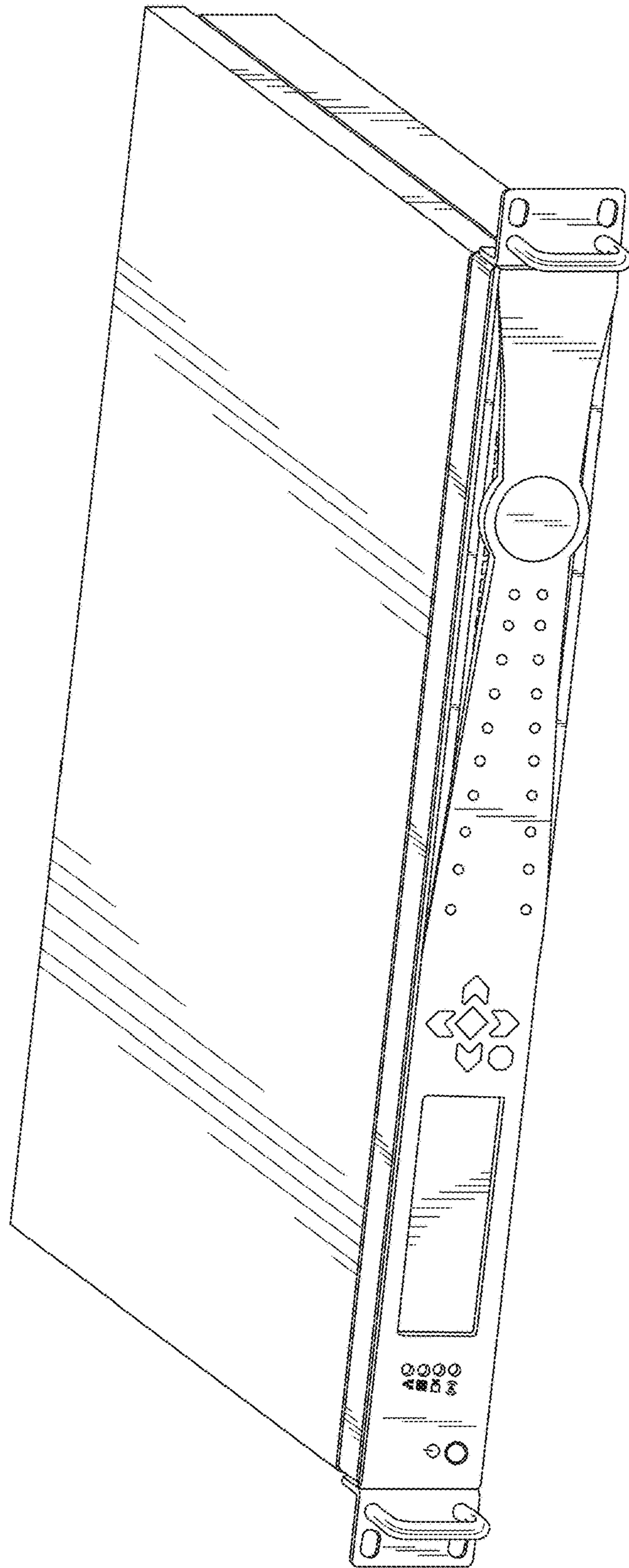


FIG. 1

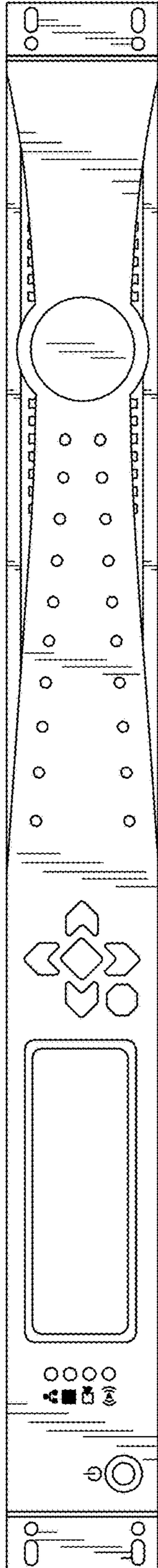


FIG. 2




FIG. 3




FIG. 4

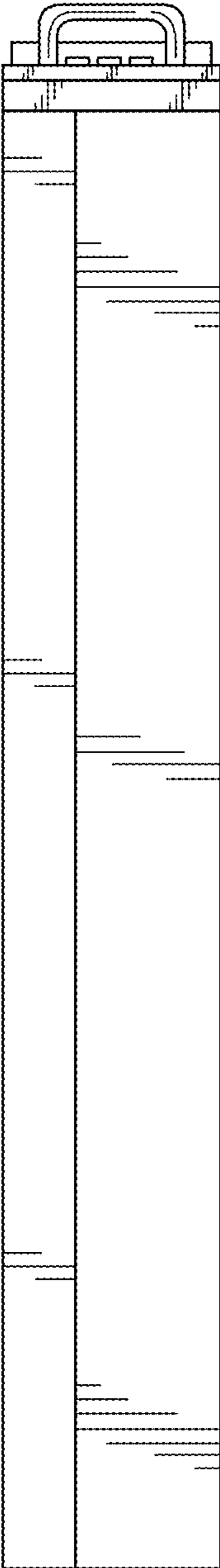


FIG. 5

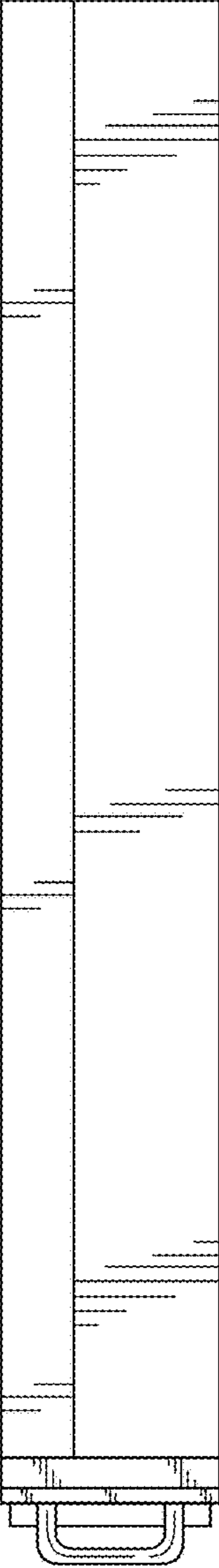


FIG. 6