



US00D840376S

(12) **United States Design Patent**
Sakata

(10) **Patent No.:** **US D840,376 S**

(45) **Date of Patent:** **** Feb. 12, 2019**

(54) **AUTOMOTIVE SPEAKER GRILLE**

2400/00; H04R 2400/07; H04R 2499/11;
H04R 2499/13; H04R 2499/15; H04S
3/00; H04S 7/30

(71) Applicant: **JVC KENWOOD Corporation**,
Kanagawa (JP)

See application file for complete search history.

(72) Inventor: **Yu Sakata**, Yokohama (JP)

(56) **References Cited**

(73) Assignee: **JVC KENWOOD CORPORATION**,
Kanagawa (JP)

U.S. PATENT DOCUMENTS

(**) Term: **15 Years**

| | | | |
|--------------|---------|-------------------|---------|
| D508,043 S * | 8/2005 | Silverstein | D14/219 |
| D577,006 S * | 9/2008 | Amai | D14/216 |
| D591,729 S * | 5/2009 | Natori | D14/216 |
| D593,072 S * | 5/2009 | Ichikawa | D14/216 |
| D596,620 S * | 7/2009 | Ichikawa | D14/216 |
| D606,517 S * | 12/2009 | Nousiainen | D14/216 |
| D608,345 S * | 1/2010 | Oishi | D14/216 |
| D652,022 S * | 1/2012 | Miyawaki | D14/216 |
| D691,589 S * | 10/2013 | Ishinabe | D14/216 |

(21) Appl. No.: **29/631,096**

(22) Filed: **Dec. 27, 2017**

* cited by examiner

(30) **Foreign Application Priority Data**

Oct. 11, 2017 (JP) D2017-022465

(51) **LOC (11) Cl.** **14-03**

Primary Examiner — Keli L Hill

(52) **U.S. Cl.**

(74) *Attorney, Agent, or Firm* — Cantor Colburn LLP

USPC **D14/216**; D14/219

(57) **CLAIM**

(58) **Field of Classification Search**

The ornamental design for an automotive speaker grille, as shown and described.

USPC D14/167, 168, 170–172, 188, 194–196,
D14/204, 207, 209.1, 210–216, 219, 221,
D14/222, 224, 239, 496; 181/143, 144,
181/147, 148, 150, 153, 157, 198, 199;
381/300–303, 306, 332, 333, 336, 345,
381/361–364, 386–388; 369/6–12

DESCRIPTION

CPC B60R 11/0217; G06F 1/1688; G10K 9/22;
G10K 11/004; H03F 1/327; H04M 1/03;
H04M 1/035; H04N 5/642; H04N
21/4852; H04R 1/02; H04R 1/06; H04R
1/021; H04R 1/025; H04R 1/026; H04R
1/028; H04R 1/105; H04R 1/323; H04R
1/403; H04R 1/2803; H04R 1/2834;
H04R 5/02; H04R 7/20; H04R 9/06;
H04R 9/025; H04R 2201/021; H04R

FIG. 1 is a perspective view of the automotive speaker grille
FIG. 2 is a front view of FIG. 1;
FIG. 3 is a back side view of FIG. 1;
FIG. 4 is a top view of FIG. 1;
FIG. 5 is a bottom view of FIG. 1;
FIG. 6 is a right side view of FIG. 1; and,
FIG. 7 is a left side view of FIG. 1.

The broken lines in the drawings are for the purpose of illustrating portions of the automotive speaker grille that form no part of the claimed design.

1 Claim, 7 Drawing Sheets

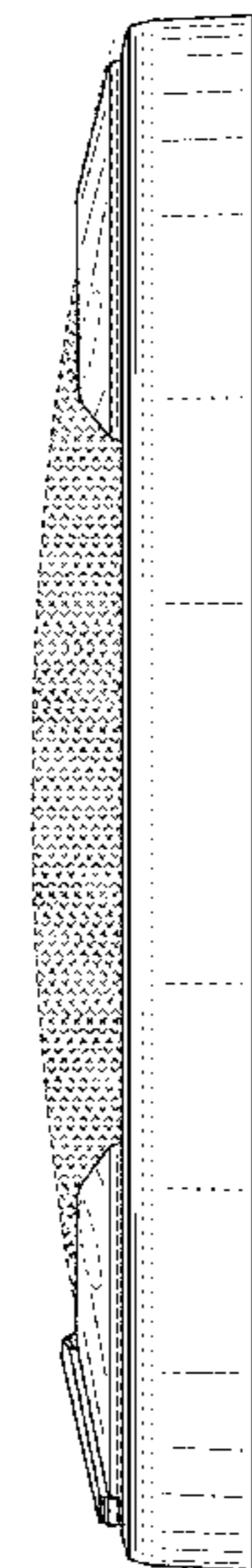
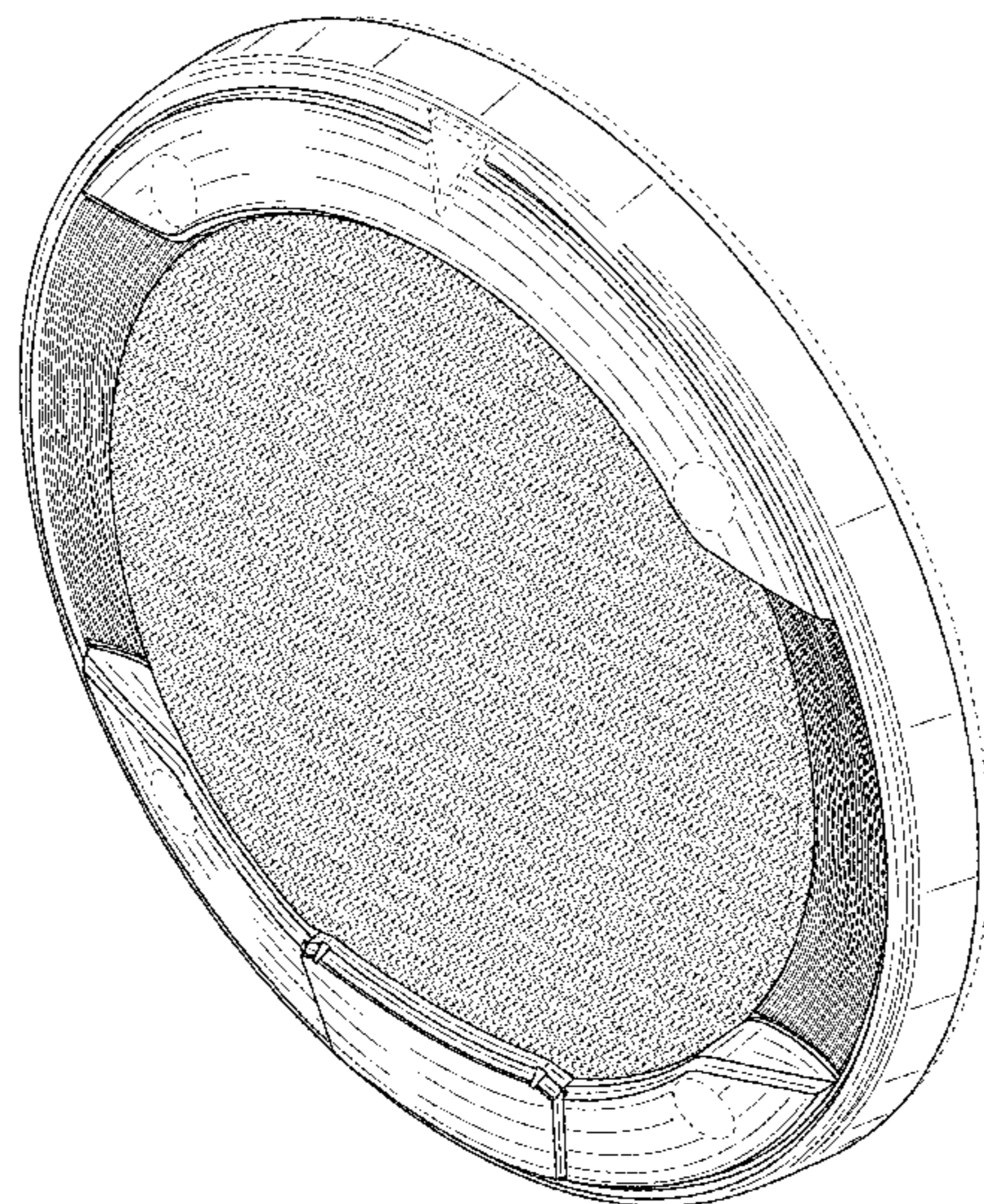


FIG. 1

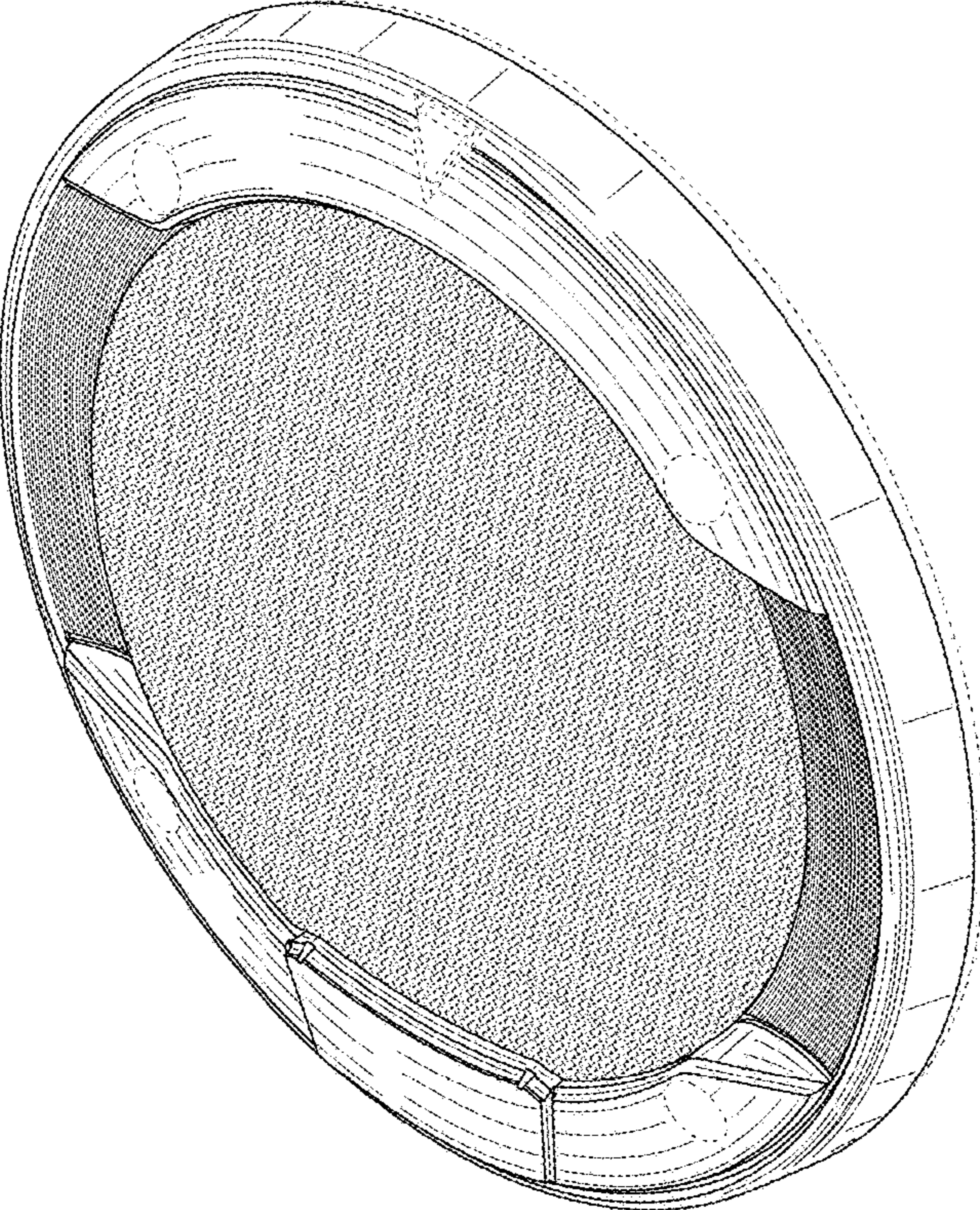


FIG. 2

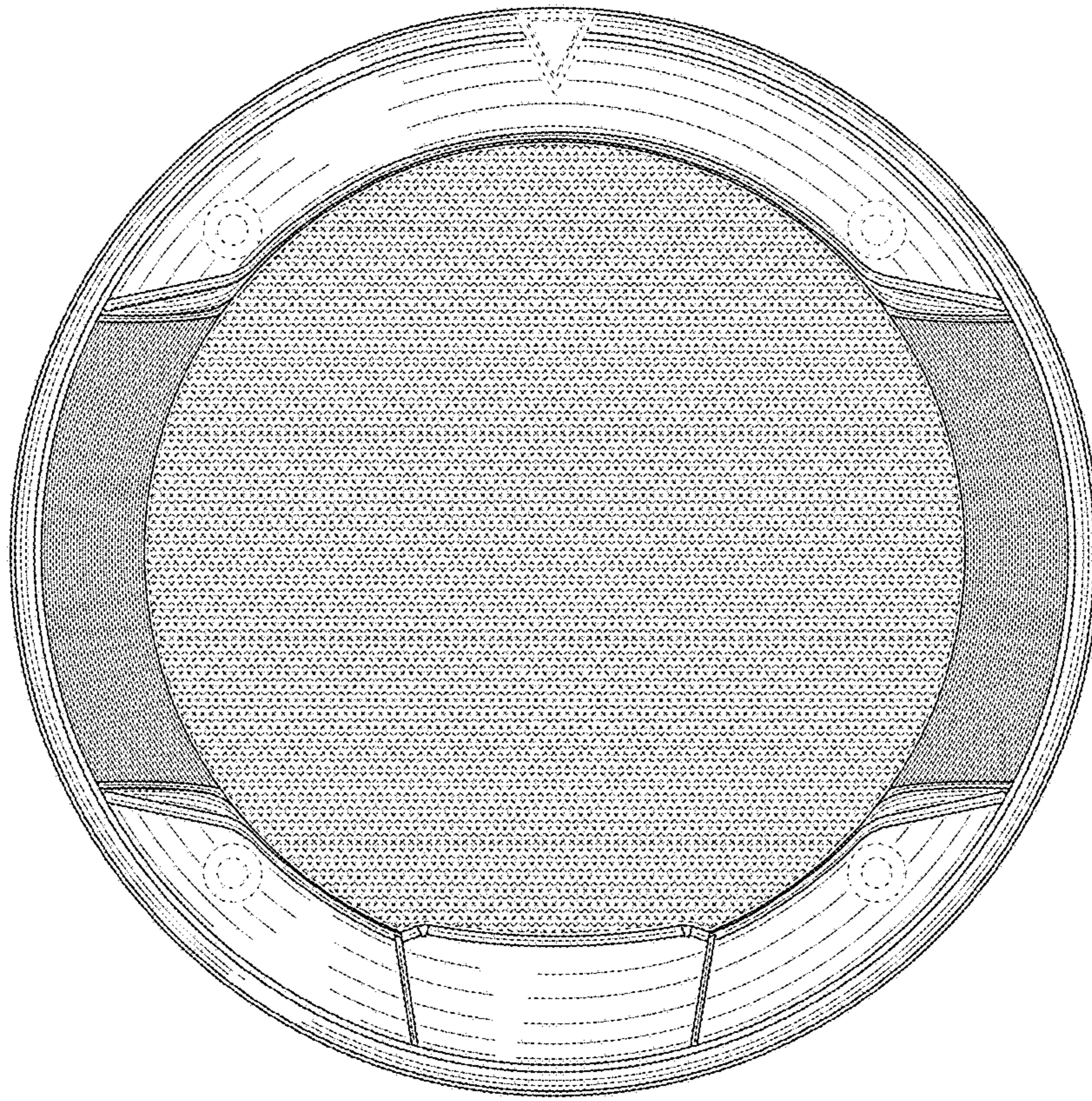


FIG. 3

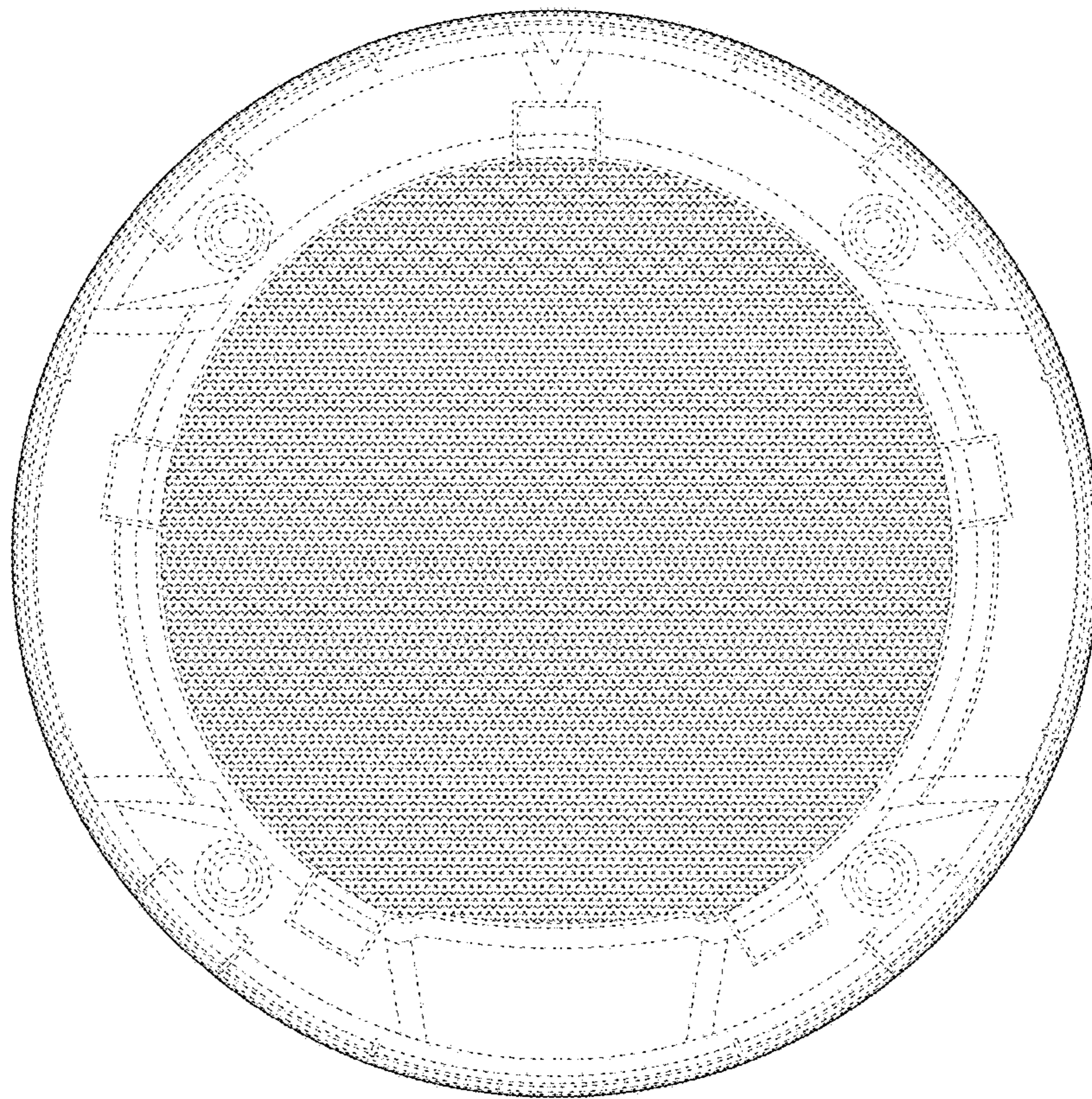


FIG. 4




FIG. 5

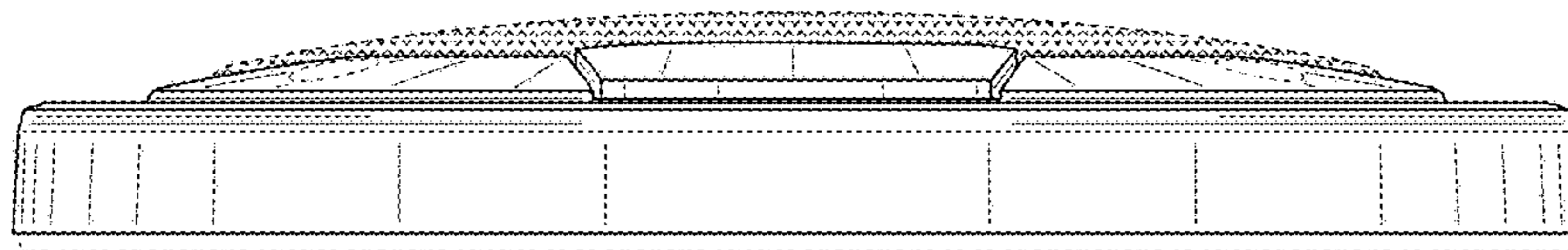


FIG. 6




FIG. 7

