

US00D840374S

(12) **United States Design Patent** (10) **Patent No.:** **US D840,374 S**
Katori et al. (45) **Date of Patent:** **** Feb. 12, 2019**

(54) **HEADSET**
(71) Applicant: **Panasonic Intellectual Property Management Co., Ltd.**, Osaka-shi, Osaka (JP)
(72) Inventors: **Takehito Katori**, Kanagawa (JP); **Shinji Kuraoka**, Fukuoka (JP)
(73) Assignee: **PANASONIC INTELLECTUAL PROPERTY MANAGEMENT CO., LTD.**, Osaka-Shi, Osaka (JP)
(**) Term: **15 Years**
(21) Appl. No.: **29/619,927**
(22) Filed: **Oct. 3, 2017**
(30) **Foreign Application Priority Data**

Apr. 6, 2017 (JP) 2017-007292

(51) **LOC (11) Cl.** **14-01**
(52) **U.S. Cl.**
USPC **D14/206**

(58) **Field of Classification Search**
USPC D14/206, 205, 223; D24/174; 181/129, 181/130, 135; 379/430, 431; 381/380, 381/381, 374, 375, 378, 385, 187; 455/90.3, 575.1, 569.1
CPC H04R 25/00; H04R 1/10; H04R 1/1016; H04R 1/1066; H04R 5/033; H04R 5/0335; H04R 1/105; H04R 1/1083
See application file for complete search history.

(56) **References Cited**
U.S. PATENT DOCUMENTS
3,440,365 A * 4/1969 Hazell H04M 1/05 379/430
3,621,156 A * 11/1971 Kliewer H04M 1/05 379/430

4,893,344 A * 1/1990 Tragardh H04M 1/05 379/430
5,369,857 A * 12/1994 Sacherman H04R 5/0335 29/594
5,613,222 A * 3/1997 Guenther B60R 11/0247 379/430
D382,874 S * 8/1997 Peschke D14/142
5,757,944 A * 5/1998 Jensen H04R 1/08 379/430
5,787,166 A * 7/1998 Ullman H04M 1/05 379/430
D403,327 S * 12/1998 Landreth D14/223
D410,921 S * 6/1999 Luchs D14/142
D430,146 S * 8/2000 Lin D14/223
D443,871 S * 6/2001 Hofstede D14/206
D451,903 S * 12/2001 Amae D14/206
D451,906 S 12/2001 Amea et al.
D455,417 S * 4/2002 Bey D14/206

(Continued)

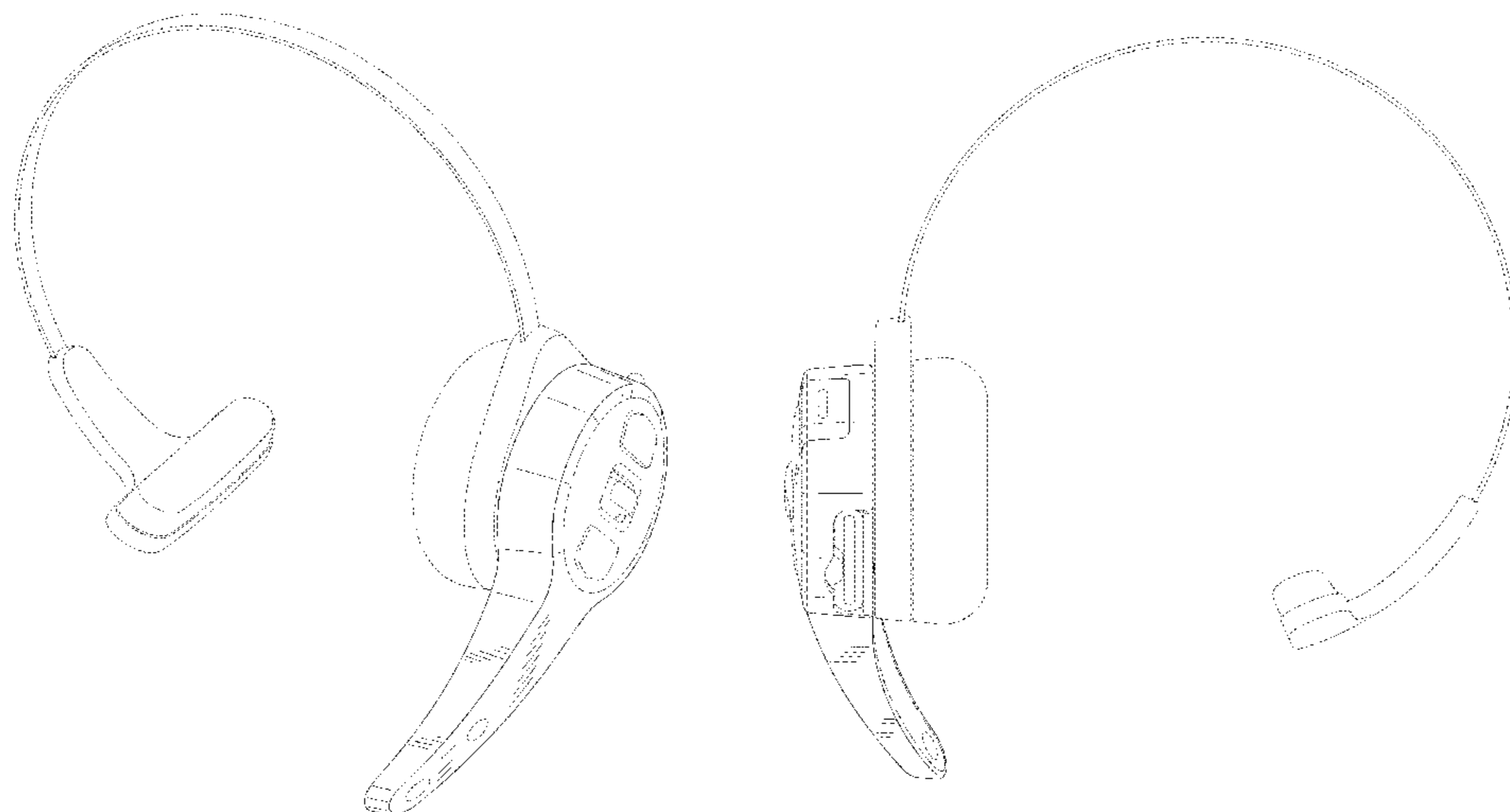
Primary Examiner — Paula Allen Greene
(74) *Attorney, Agent, or Firm* — Brinks Gilson & Lione

(57) **CLAIM**
We claim the ornamental design for a headset, as shown and described.

DESCRIPTION

FIG. 1 is a front perspective view of a headset of the present invention;
FIG. 2 is a rear perspective view thereof;
FIG. 3 is a front view thereof;
FIG. 4 is a rear view thereof;
FIG. 5 is a first side view thereof;
FIG. 6 is a second side view thereof;
FIG. 7 is a top view thereof; and,
FIG. 8 is a bottom view thereof.
The broken lines shown represent unclaimed subject matter and form no part of the claimed design. Additionally, the unevenly broken lines in the drawings define the limits of the claimed design.

1 Claim, 8 Drawing Sheets



(56)

References Cited

U.S. PATENT DOCUMENTS

D472,890 S * 4/2003 Suzuki D14/223
D477,821 S * 7/2003 Bieltvedt D14/206
6,771,790 B2 * 8/2004 Liu H04M 1/05
381/375
D515,074 S 2/2006 Jacobson et al.
D530,307 S * 10/2006 Rath D14/206
7,245,737 B2 7/2007 Amae et al.
D549,216 S 8/2007 Viduya et al.
7,391,863 B2 * 6/2008 Viduya H04M 1/05
379/430
D597,072 S 7/2009 Asai
D601,543 S * 10/2009 Bentley D14/206
D602,001 S * 10/2009 Bentley D14/206
D638,000 S * 5/2011 Hoggarth D14/206
D640,666 S 6/2011 Wahl
D641,337 S * 7/2011 Brandis D14/206
8,061,473 B1 * 11/2011 Kerr A61F 11/008
181/135
D684,145 S * 6/2013 Rath D14/206
D712,875 S * 9/2014 Katori D14/206
D716,258 S 10/2014 Awiszus et al.
D716,259 S 10/2014 Awiszus et al.
D740,255 S * 10/2015 Samrelius D14/206
D750,043 S * 2/2016 Birger D14/206
9,264,792 B2 * 2/2016 Mainini H04R 1/105
D760,690 S 7/2016 Gecawicz et al.
D761,770 S * 7/2016 Kanou D14/206
2002/0131585 A1 * 9/2002 Jones H04M 1/05
379/431

* cited by examiner

FIG. 1



FIG. 2

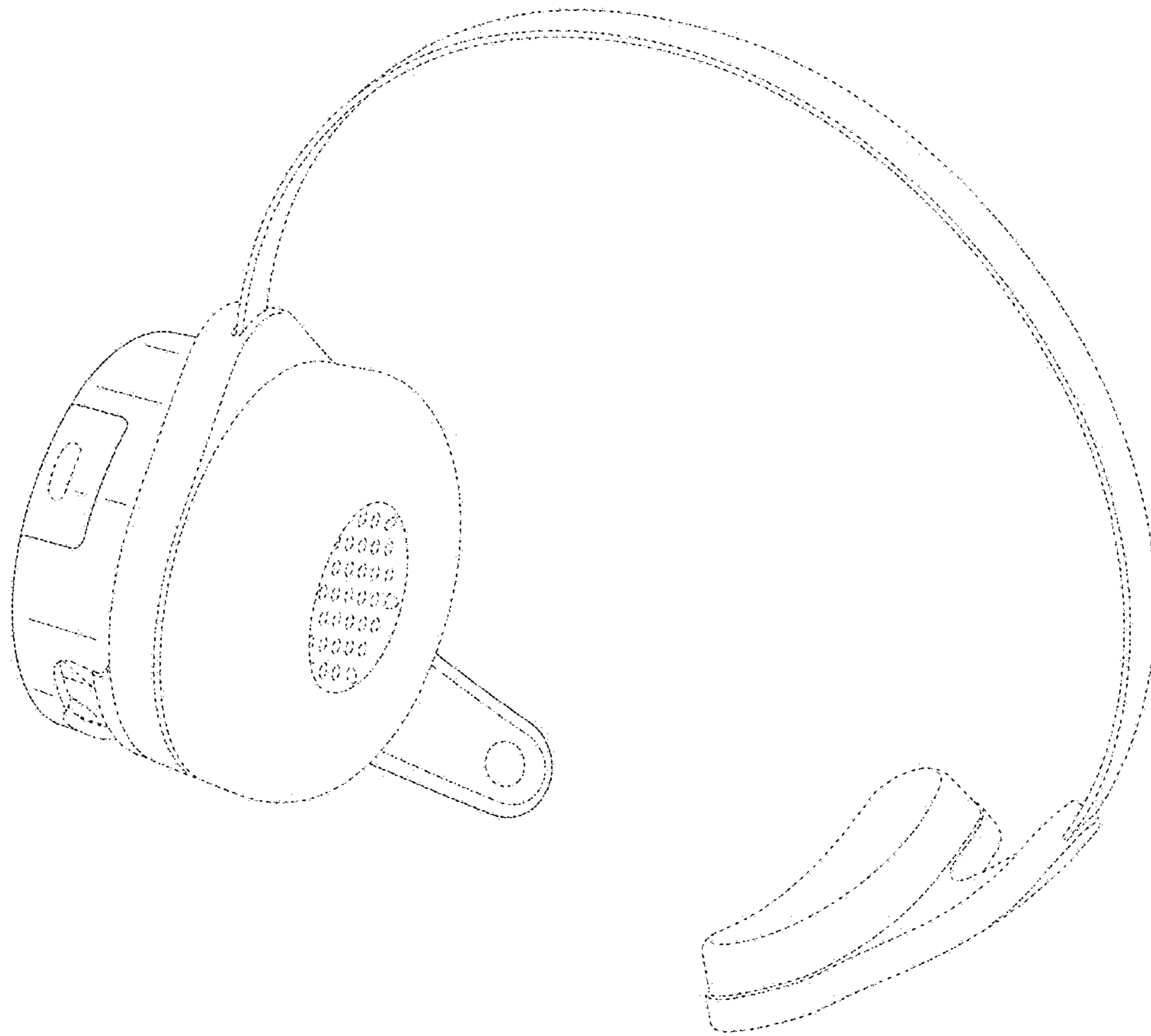


FIG. 3




FIG. 4

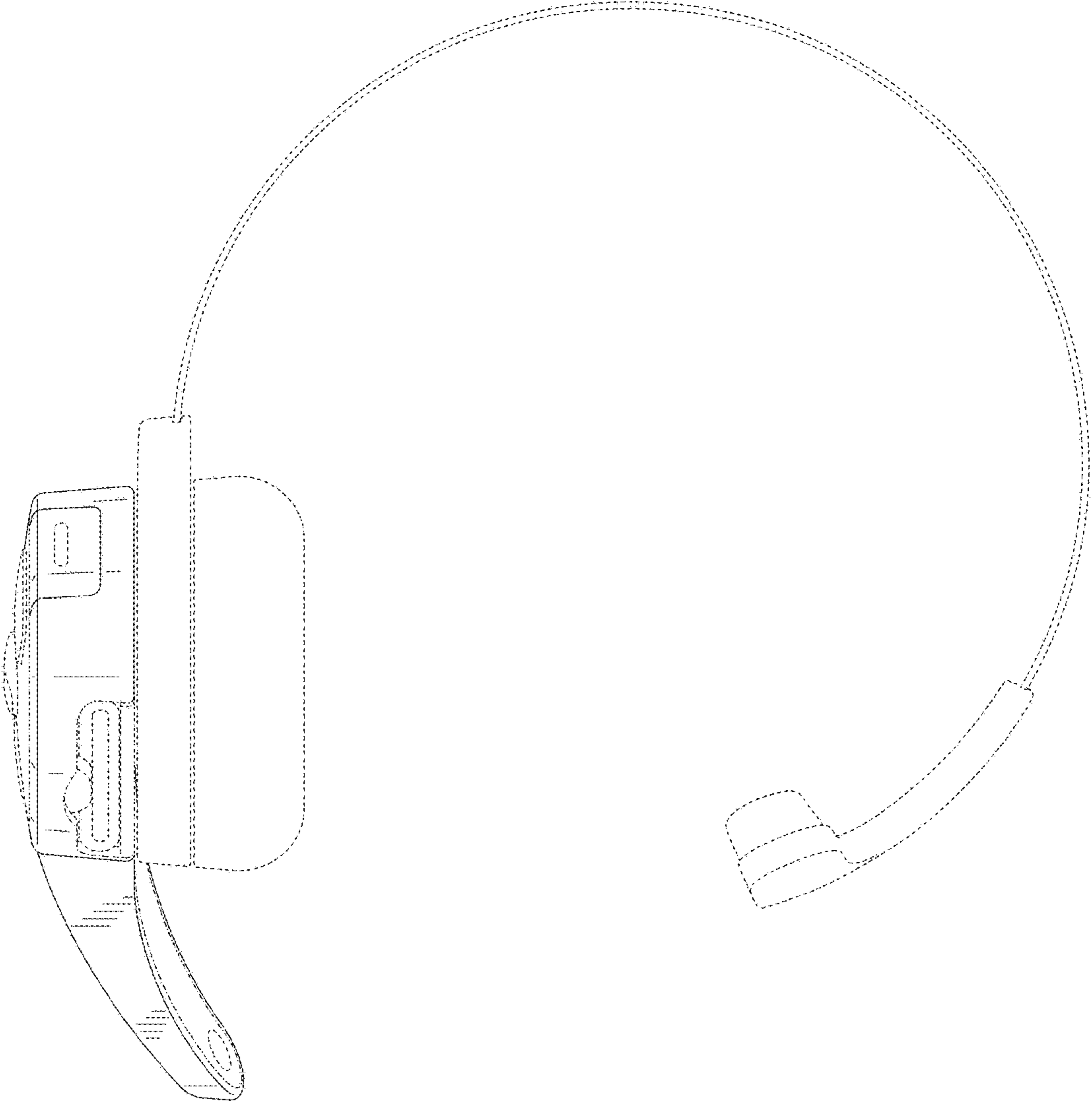


FIG. 5

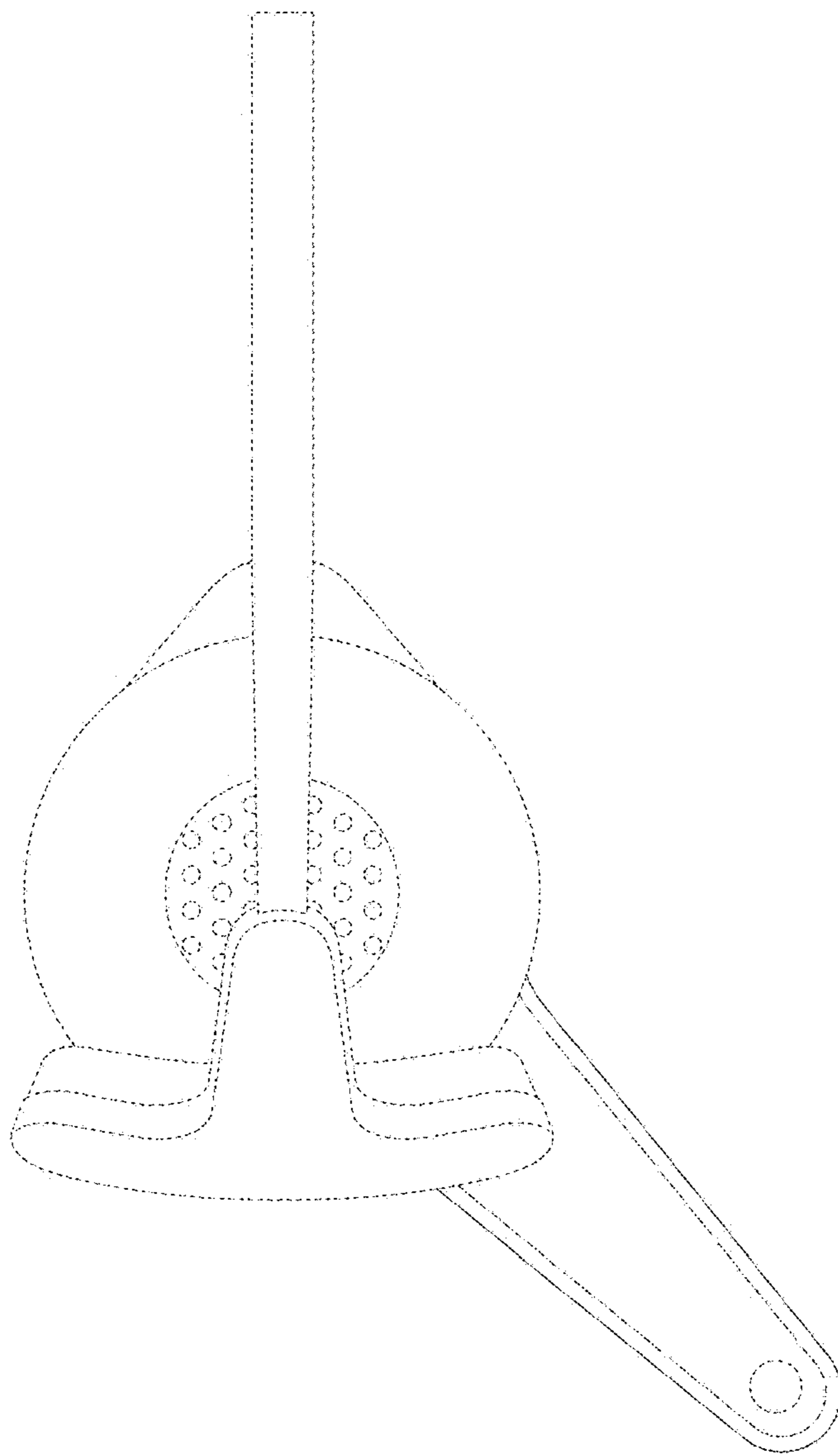


FIG. 6

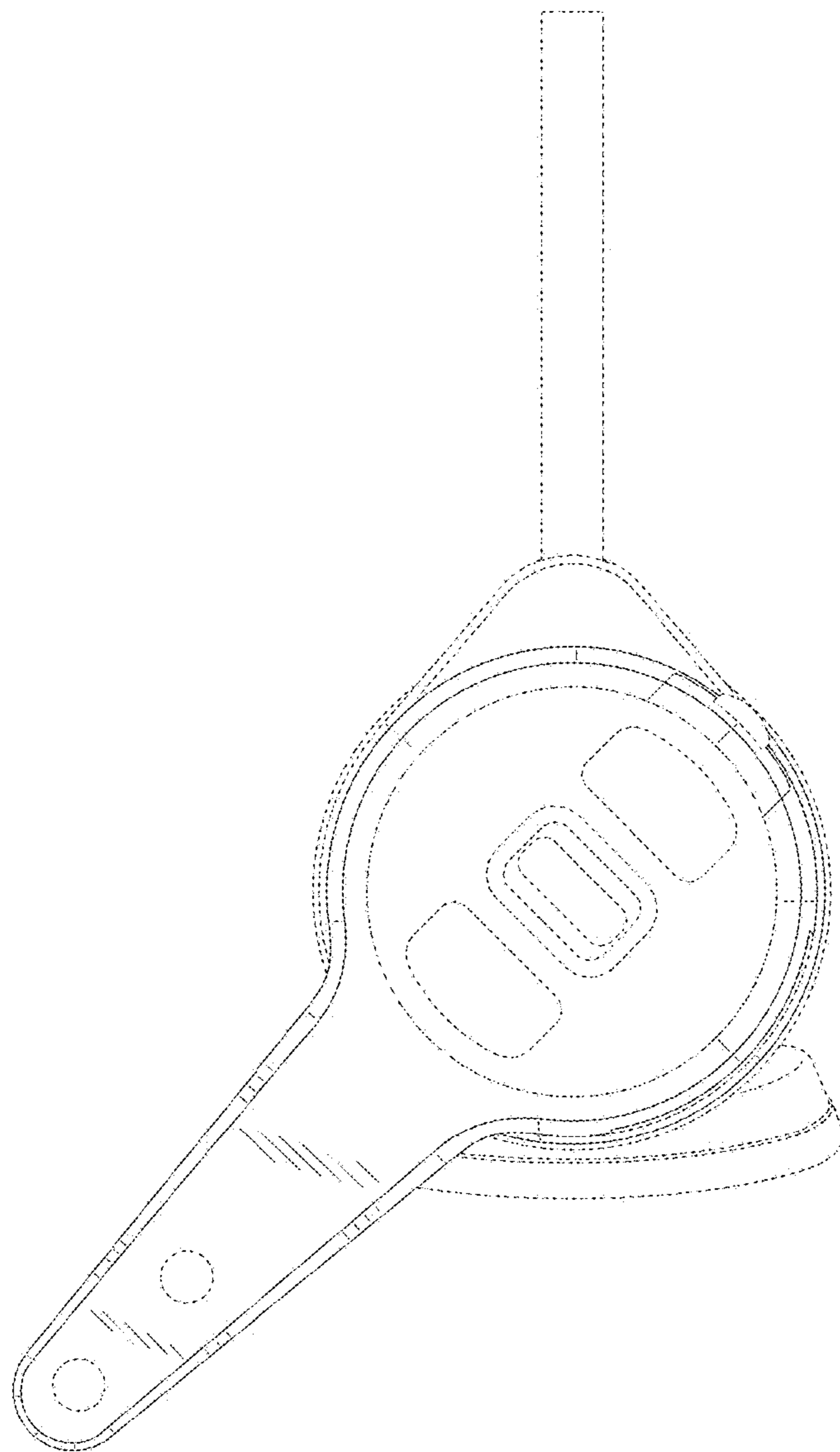


FIG. 7

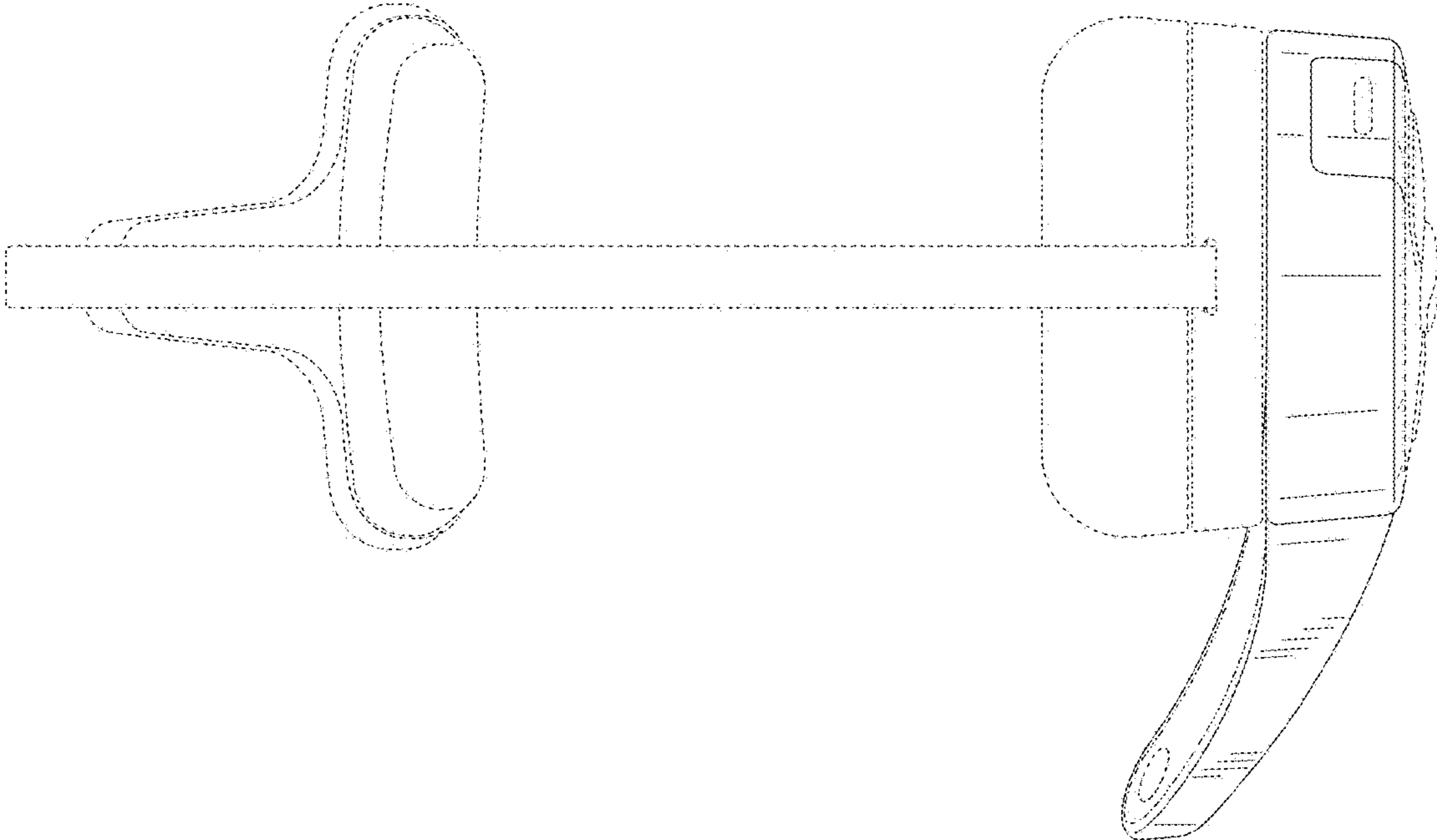


FIG. 8

