



US00D840371S

(12) **United States Design Patent**
Xiong et al.

(10) **Patent No.:** **US D840,371 S**

(45) **Date of Patent:** **** Feb. 12, 2019**

(54) **WIRELESS HEADSET**

(71) Applicant: **SHENZHEN GRANDSUN ELECTRONIC CO., LTD.**, Shenzhen (CN)

(72) Inventors: **Fu Xiong**, Shenzhen (CN); **Haiquan Wu**, Shenzhen (CN); **Shiwen Guo**, Shenzhen (CN); **Xin Yu**, Shenzhen (CN); **Ruiwen Shi**, Shenzhen (CN); **Jiugao Peng**, Shenzhen (CN)

(73) Assignee: **SHENZHEN GRANDSUN ELECTRONICS CO., LTD.**, Shenzhen (CN)

(**) Term: **15 Years**

(21) Appl. No.: **29/607,306**

(22) Filed: **Jun. 12, 2017**

(30) **Foreign Application Priority Data**

May 18, 2017 (CN) 2017 3 0186171

(51) **LOC (11) Cl.** **14-01**

(52) **U.S. Cl.**
USPC **D14/205**

(58) **Field of Classification Search**
USPC D14/205, 223, 218, 240, 253, 192, 183, D14/168; 181/129, 130, 135; 379/430, 379/431; 381/380, 381; 455/90.3, 575.1, 455/569.1; D3/218
CPC H04R 1/1066; H04R 1/1016; H04R 5/033; H04R 5/0335; H04R 1/10; H04R 25/00; H04R 1/1091; H04R 1/105; H04R 1/20; H04R 1/02; A45F 5/00

See application file for complete search history.

(56) **References Cited**

U.S. PATENT DOCUMENTS

2,754,365 A * 7/1956 Walters H04R 1/225
181/132
3,049,582 A * 8/1962 Shinn H01R 4/70
174/92

D280,896 S * 10/1985 Campbell D14/155
D314,964 S * 2/1991 Chung D14/188
D316,550 S * 4/1991 Sogabe D14/168
5,247,293 A * 9/1993 Nakagawa G11B 15/023
340/4.42
D344,524 S * 2/1994 Taniguchi D14/205
5,414,596 A * 5/1995 Eaton H01M 2/1005
361/814
5,460,347 A * 10/1995 Schacher B25H 3/00
211/26.1
6,122,369 A * 9/2000 Hwang H04M 1/6058
379/420.03
6,149,043 A * 11/2000 Goto G08B 3/1058
224/272
D448,359 S * 9/2001 Do D14/223
6,438,248 B1 * 8/2002 Kamimura H04M 1/05
381/374

(Continued)

Primary Examiner — Paula Allen Greene

(74) *Attorney, Agent, or Firm* — Steven M. Koehler;
Westerman, Champlin & Koehler, P.A.

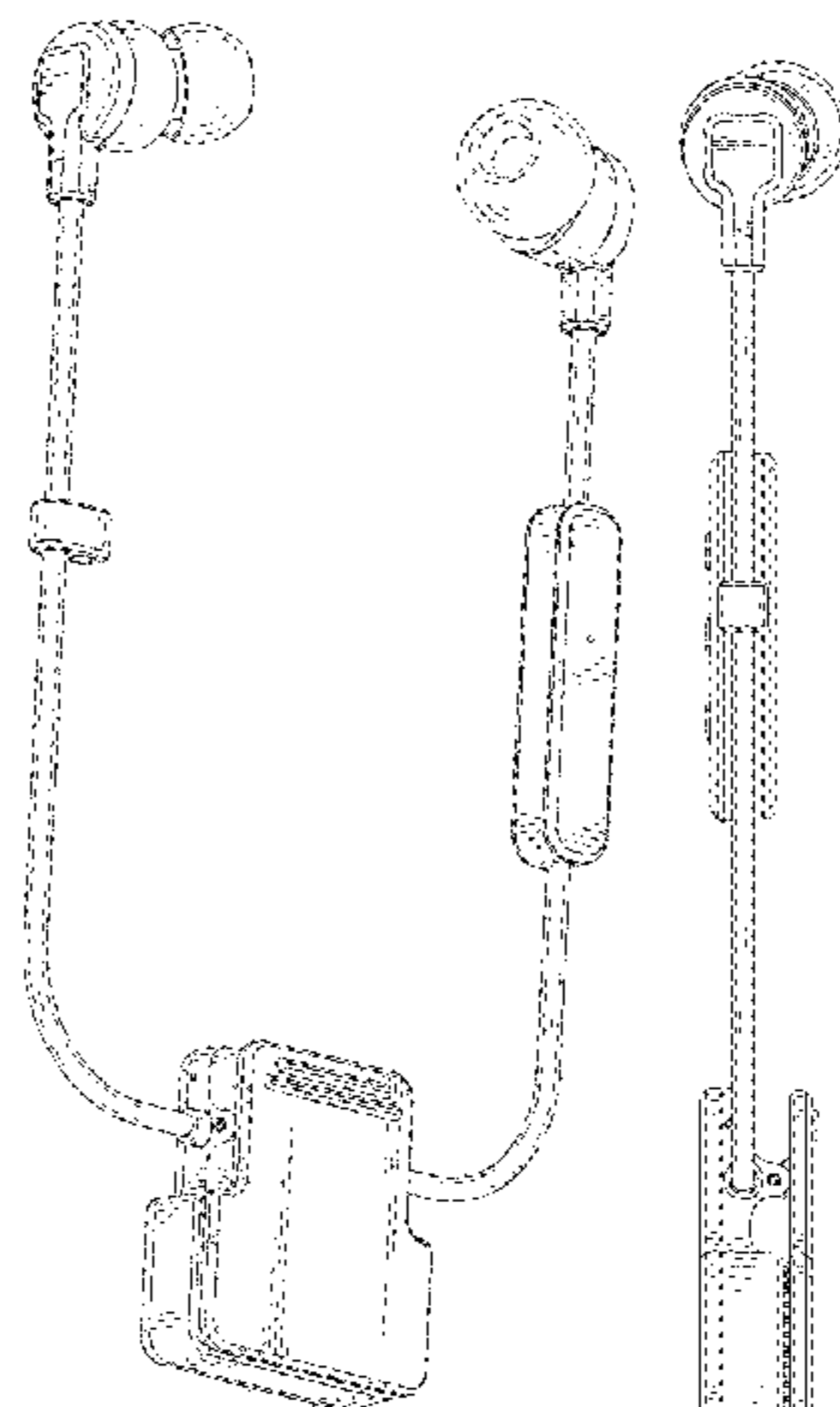
(57) **CLAIM**

The ornamental designs for a wireless headset, as shown and described.

DESCRIPTION

FIG. 1 is a perspective view of the wireless headset;
FIG. 2 is a front view thereof;
FIG. 3 is a back view thereof;
FIG. 4 is a left side view thereof;
FIG. 5 is a right side view thereof;
FIG. 6 is a top side view thereof; and,
FIG. 7 is a bottom side view thereof.
The broken lines depict environment that forms no part of the claimed design.

1 Claim, 7 Drawing Sheets



(56)

References Cited

U.S. PATENT DOCUMENTS

D467,240 S *	12/2002	Ruohonen	D14/205	D625,294 S *	10/2010	Wada	D14/218
D473,217 S *	4/2003	Rivera	D14/223	D635,125 S *	3/2011	Nousiainen	D14/223
D500,487 S *	1/2005	Concari	D14/188	D636,756 S *	4/2011	Fahrendorff	D14/205
D511,157 S *	11/2005	Johnson	D14/223	D638,409 S *	5/2011	Walter	D14/223
D517,052 S *	3/2006	Skulley	D14/223	D656,673 S *	3/2012	Davis	D28/8.1
D526,642 S *	8/2006	Choe	D14/205	D658,157 S *	4/2012	McManigal	D14/205
D554,627 S *	11/2007	Gondo	D14/223	D682,256 S *	5/2013	Murchison	D14/223
D558,740 S *	1/2008	Jaakkola	D14/223	D682,808 S *	5/2013	Fletcher	D14/205
D561,739 S *	2/2008	Ikeda	D14/206	D685,750 S *	7/2013	Nakagawa	D13/168
D566,695 S *	4/2008	Rath	D14/223	D698,750 S *	2/2014	Yoon	D14/205
D567,216 S *	4/2008	Densho	D14/205	D710,334 S *	8/2014	Yang	D14/223
D569,841 S *	5/2008	Chung	D14/205	D711,858 S *	8/2014	Yang	D14/223
D588,584 S *	3/2009	Park	D14/226	D716,268 S *	10/2014	Yamamoto	D14/218
D590,371 S *	4/2009	Leinvuo	D14/205	D716,274 S *	10/2014	Henning	D14/223
D603,378 S *	11/2009	Paradise	D14/223	D719,550 S *	12/2014	Yang	D14/223
D605,168 S *	12/2009	Jaakkola	D14/205	D739,852 S *	9/2015	Jiang	D14/240
D606,739 S *	12/2009	Fahrendorff	D3/218	D742,354 S *	11/2015	McNamara	D14/205
D607,898 S *	1/2010	Lee	D14/203.3	D772,040 S *	11/2016	Grant	D8/354
D614,166 S *	4/2010	Brickstad	D14/205	D780,155 S *	2/2017	Levine	D14/205
D618,671 S *	6/2010	Hou	D14/217	D782,442 S *	3/2017	Chen	D14/205
				D812,038 S *	3/2018	Nakajima	D14/205
				2008/0032737 A1 *	2/2008	Liu	H04M 1/72522 455/556.1

* cited by examiner

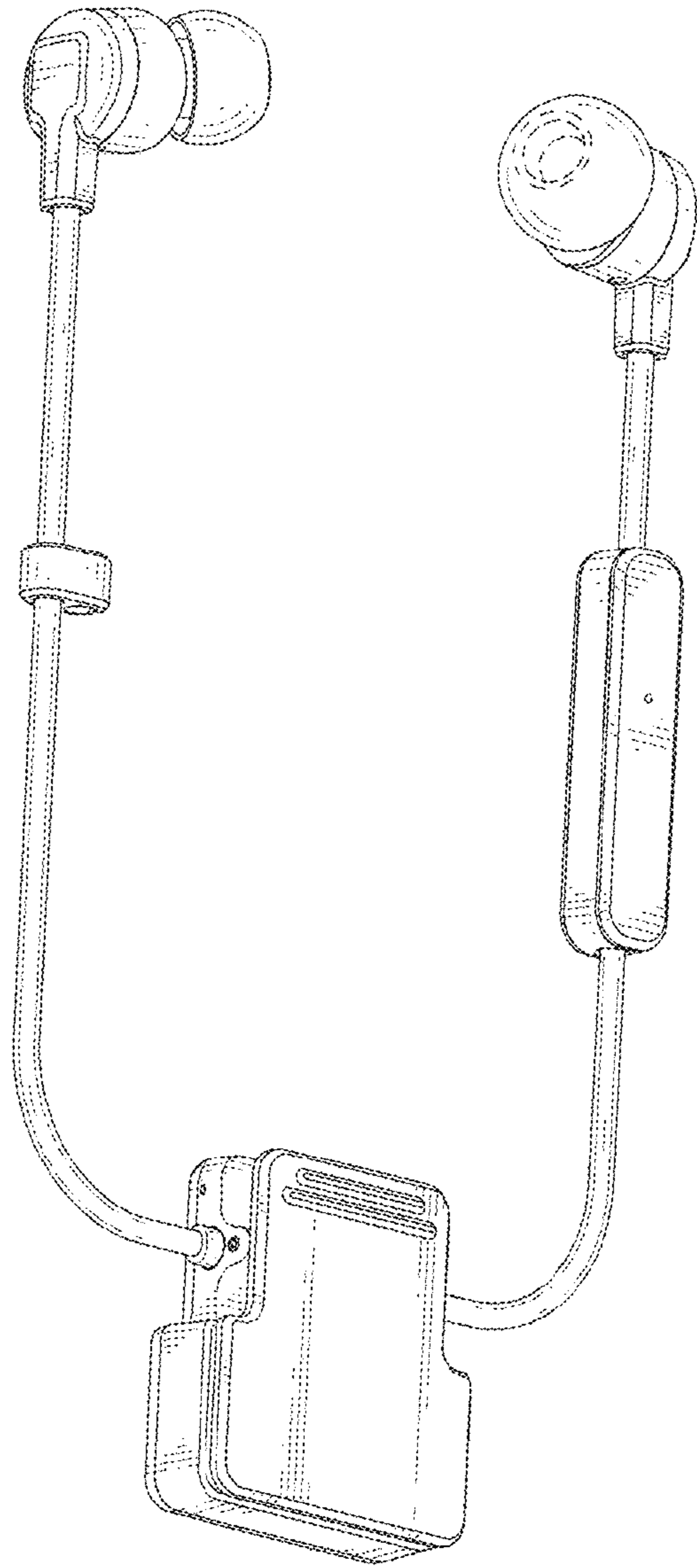


FIG. 1

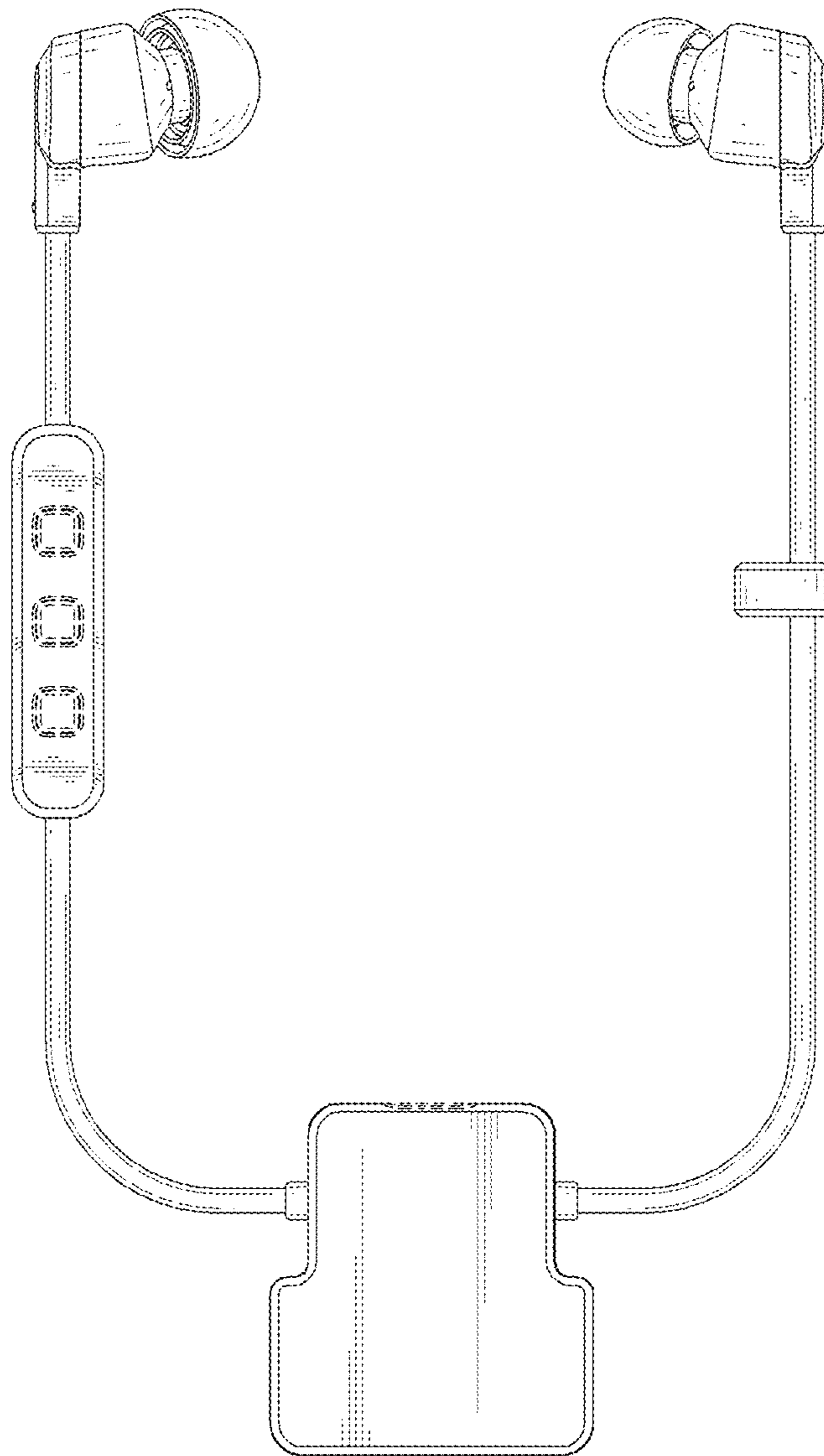


FIG. 2

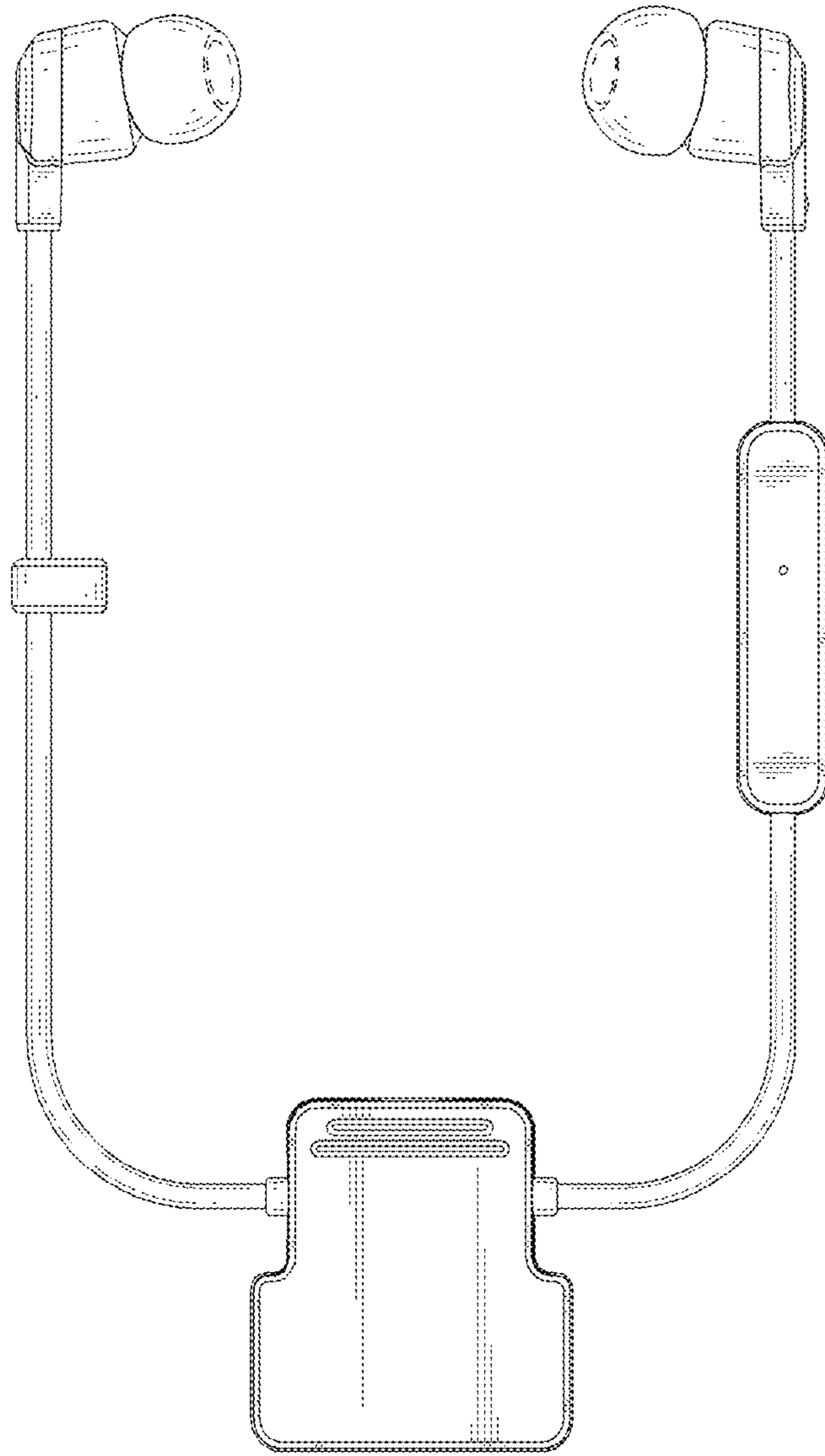


FIG. 3

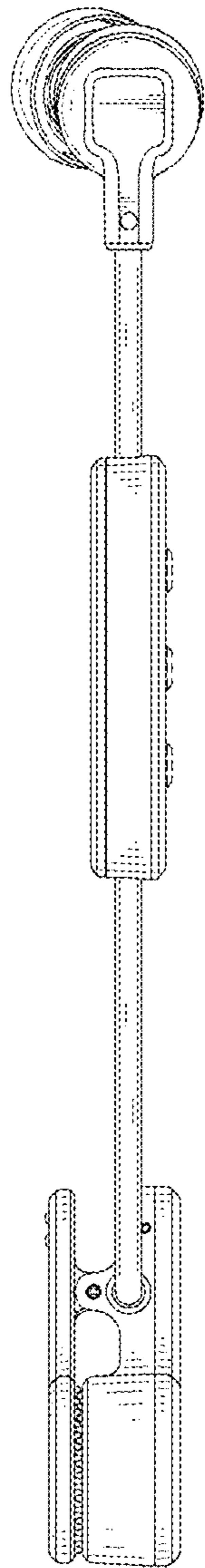


FIG. 4

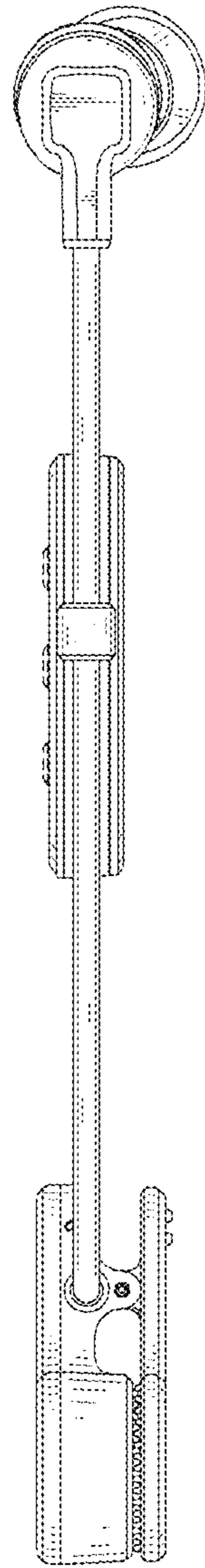


FIG. 5

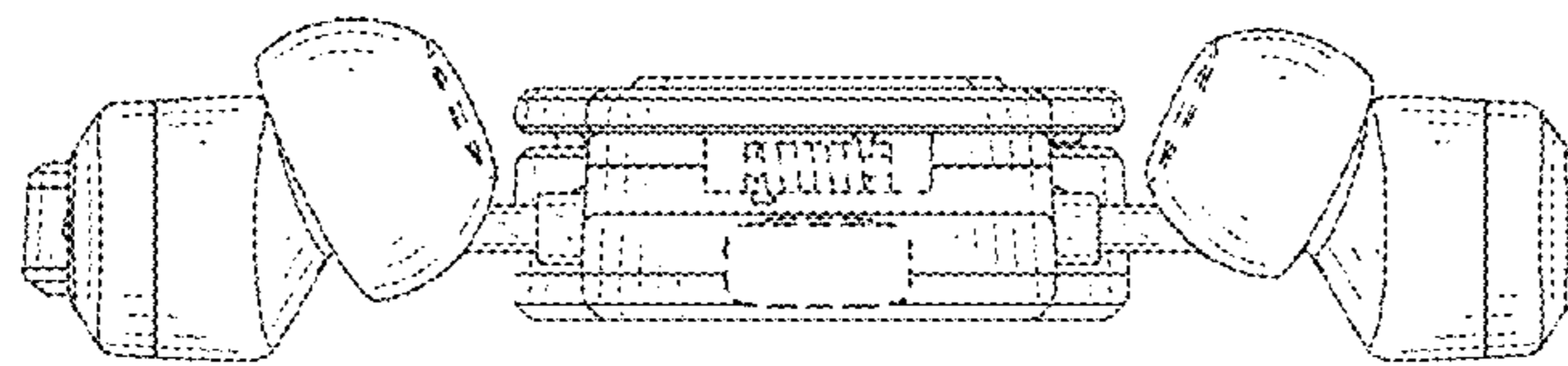


FIG. 6

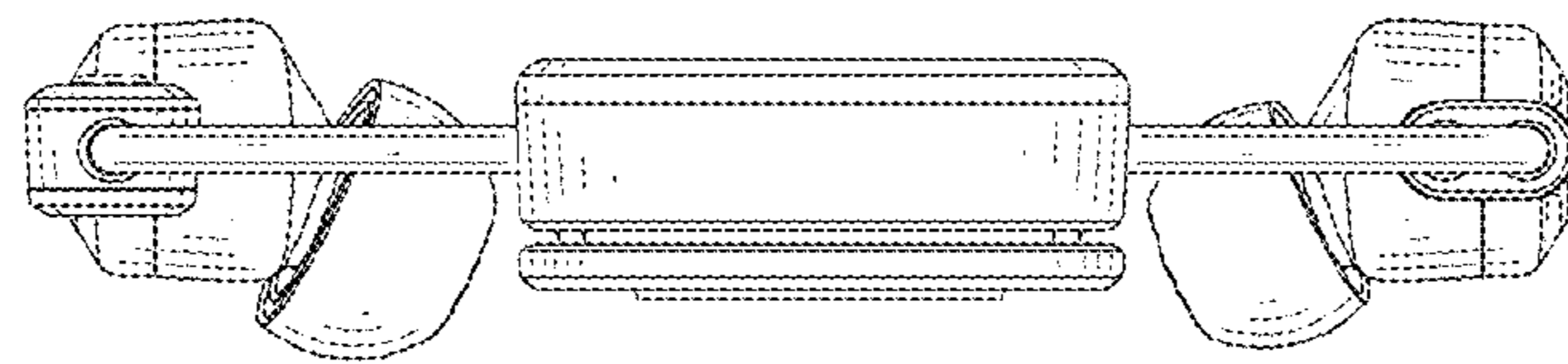


FIG. 7