



US00D840329S

(12) **United States Design Patent** (10) **Patent No.:** **US D840,329 S**  
**Kristen** (45) **Date of Patent:** **\*\* Feb. 12, 2019**

(54) **TIRE**

(71) Applicant: **CONTINENTAL REIFEN DEUTSCHLAND GMBH**, Hannover (DE)

(72) Inventor: **Florian Kristen**, Hannover (DE)

(73) Assignee: **Continental Reifen Deutschland GmbH**, Hannover (DE)

(\*\*) Term: **15 Years**

(21) Appl. No.: **29/596,013**

(22) Filed: **Mar. 3, 2017**

(30) **Foreign Application Priority Data**

Sep. 12, 2016 (WO) ..... 968694601

(51) **LOC (11) Cl.** ..... **12-15**

(52) **U.S. Cl.**  
USPC ..... **D12/584**

(58) **Field of Classification Search**  
USPC ..... D12/570, 582, 583, 584, 585, 596, 597,  
D12/598, 602, 603

CPC ..... B60C 11/03; B60C 2011/0344  
See application file for complete search history.

(56) **References Cited**

U.S. PATENT DOCUMENTS

D759,580 S \* 6/2016 Kristen ..... D12/583  
D768,561 S \* 10/2016 Brown ..... D12/583

\* cited by examiner

*Primary Examiner* — Robert M. Spear

(74) *Attorney, Agent, or Firm* — Laurence A. Greenberg;  
Werner H. Stemer; Ralph E. Locher

(57) **CLAIM**

The ornamental design for a tire, as shown and described.

**DESCRIPTION**

FIG. 1 is a front perspective view of the tire showing my new design;

FIG. 2 is a front elevation view thereof;

FIG. 3 is a partial front view thereof;

FIG. 4 is a left side elevation view thereof; and,

FIG. 5 is a right side elevation view thereof.

The dashed broken line forms the boundary between the claimed side wall portion of the tire and the unclaimed internal portion of the tire, and forms no part of the claimed design.

**1 Claim, 5 Drawing Sheets**






FIG. 1




FIG. 2



FIG. 3




FIG. 4




FIG. 5