



US00D840327S

(12) **United States Design Patent** (10) **Patent No.:** **US D840,327 S**
Brandau et al. (45) **Date of Patent:** **** Feb. 12, 2019**

(54) **TIRE**

(71) Applicant: **CONTINENTAL REIFEN DEUTSCHLAND GMBH**, Hannover (DE)

(72) Inventors: **Christian Brandau**, Bad Nenndorf (DE); **Matthias Seng**, Hannover (DE); **Stefan Krings**, Rehburg-Loccum (DE)

(73) Assignee: **Continental Reifen Deutschland GmbH**, Hannover (DE)

(**) Term: **15 Years**

(21) Appl. No.: **29/619,092**

(22) Filed: **Sep. 27, 2017**

(30) **Foreign Application Priority Data**

Apr. 27, 2017 (WO) 3193601

(51) **LOC (11) Cl.** **12-15**

(52) **U.S. Cl.**
USPC **D12/531**

(58) **Field of Classification Search**
USPC D12/500-532, 604
CPC Y10T 152/10027; B60C 1/0016; B60C 11/0306; B60C 11/0302; B60C 3/06; B60C 9/17

See application file for complete search history.

(56) **References Cited**

U.S. PATENT DOCUMENTS

D490,769 S *	6/2004	Diensthuber	D12/531
D556,669 S *	12/2007	Fugier	D12/512
D566,037 S *	4/2008	Raatikainen	D12/521
D599,274 S *	9/2009	Sakai	D12/515
D685,719 S *	7/2013	Ochi	D12/530
D763,172 S *	8/2016	Sato	D12/531
D785,545 S *	5/2017	Nakajima	D12/521
D788,021 S *	5/2017	Brayer	D12/521

* cited by examiner

Primary Examiner — Lakiya G Rogers

Assistant Examiner — John A Voytek

(74) *Attorney, Agent, or Firm* — Laurence A. Greenberg; Werner H. Stemer; Ralph E. Locher

(57) **CLAIM**

The ornamental design for a tire, as shown and described.

DESCRIPTION

FIG. 1 is a front perspective view of the tire showing my new invention;

FIG. 2 is a front elevation view thereof;

FIG. 3 is a partial front elevation view thereof;

FIG. 4 is a right side elevation view thereof; and,

FIG. 5 is a left side view thereof.

1 Claim, 5 Drawing Sheets






FIG. 1




FIG. 2




FIG. 3



FIG. 4



FIG. 5