



US00D840307S

(12) **United States Design Patent** (10) **Patent No.:** **US D840,307 S**
Chan et al. (45) **Date of Patent:** **** Feb. 12, 2019**

(54) **DOOR FOR A VEHICLE**

(71) Applicant: **Jaguar Land Rover Limited**, Whitley, Coventry (GB)

(72) Inventors: **Alex Chan**, Coventry (GB); **Paven Patel**, Coventry (GB)

(73) Assignee: **Jaguar Land Rover Limited**, Whitley, Coventry (GB)

(**) Term: **15 Years**

(21) Appl. No.: **29/629,660**

(22) Filed: **Dec. 14, 2017**

(30) **Foreign Application Priority Data**

Jun. 15, 2017 (EM) 004048908

(51) **LOC (11) Cl.** **12-16**

(52) **U.S. Cl.**
USPC **D12/196**

(58) **Field of Classification Search**
USPC D12/190, 193, 195, 196, 414

(Continued)

(56) **References Cited**

U.S. PATENT DOCUMENTS

D468,675 S * 1/2003 Murkett D12/196
D558,113 S * 12/2007 Leclercq D12/196

(Continued)

Primary Examiner — Susan Bennett Hattan

Assistant Examiner — Suzanne E Tisdell

(74) *Attorney, Agent, or Firm* — Wood Herron & Evans LLP

(57) **CLAIM**

The ornamental design for a door for a vehicle, as shown and described.

DESCRIPTION

FIG. 1 is a front left perspective view of a front door for a vehicle according to the present invention.

FIG. 2 is a front right perspective view of the front door shown in FIG. 1.

FIG. 3 is a rear left perspective view thereof.

FIG. 4 is a rear right perspective view thereof.

FIG. 5 is a front view thereof.

FIG. 6 is a rear view thereof.

FIG. 7 is a left side view thereof.

FIG. 8 is a right side view thereof.

FIG. 9 is a top view thereof.

FIG. 10 is a bottom view thereof.

FIG. 11 is a front view of the front door shown in FIGS. 1-10, but with the front door mounted on a vehicle, and the rest of the vehicle shown in de-emphasized and half-tone portions so as to illustrate environmental structure. These portions form no part of the claimed invention. More particularly, in FIG. 11 the inventive front door is shown within the broken line, and the elements shown outside the broken line form no part of the claimed invention, but are instead included to show environmental aspects thereof.

FIG. 12 is a front left perspective view of a front door for a vehicle according to an alternative embodiment of the present invention.

FIG. 13 is a front right perspective view of the front door shown in FIG. 12.

FIG. 14 is a rear left perspective view thereof.

FIG. 15 is a rear right perspective view thereof.

FIG. 16 is a front view thereof.

FIG. 17 is a rear view thereof.

FIG. 18 is a left side view thereof.

FIG. 19 is a right side view thereof.

FIG. 20 is a top view thereof.

FIG. 21 is a bottom view thereof.

FIG. 22 is a front view of the front door shown in FIGS. 12-21, but with the front door mounted on a vehicle, and the rest of the vehicle shown in de-emphasized and half-tone portions so as to illustrate environmental structure. These portions form no part of the claimed invention. More particularly, in FIG. 22 the inventive front door is shown within the broken line, and the elements shown outside the broken line form no part of the claimed invention, but are instead included to show environmental aspects thereof.

(Continued)

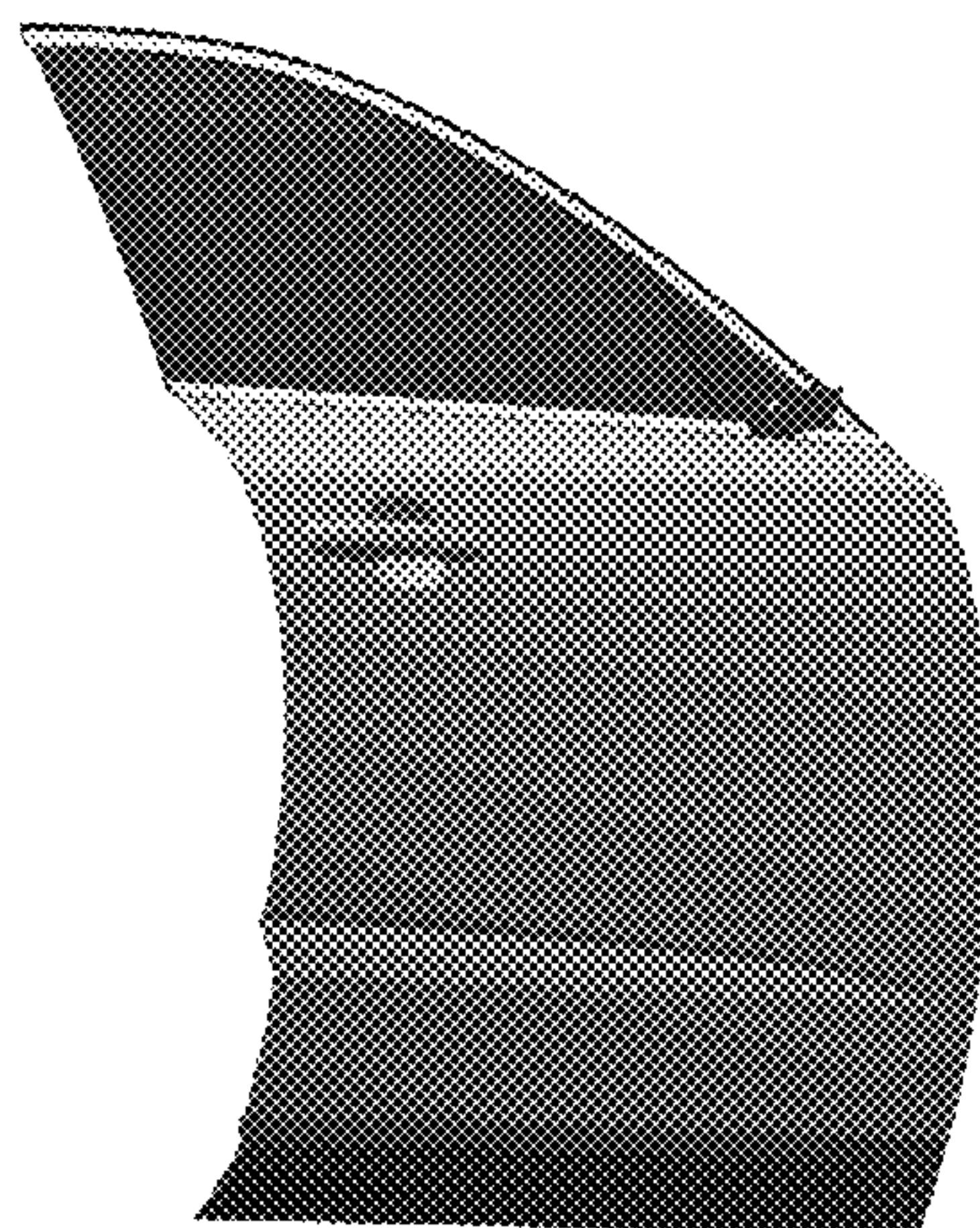


FIG. 23 is a front left perspective view of a rear door for a vehicle according to another alternative embodiment of the present invention.

FIG. 24 is a front right perspective view of the rear door shown in FIG. 23.

FIG. 25 is a rear left perspective view thereof.

FIG. 26 is a rear right perspective view thereof.

FIG. 27 is a front view thereof.

FIG. 28 is a rear view thereof.

FIG. 29 is a left side view thereof.

FIG. 30 is a right side view thereof.

FIG. 31 is a top view thereof.

FIG. 32 is a bottom view thereof.

FIG. 33 is a front view of the rear door shown in FIGS. 23-32, but with the rear door mounted on a vehicle, and the rest of the vehicle shown in de-emphasized and half-tone portions so as to illustrate environmental structure. These portions form no part of the claimed invention. More particularly, in FIG. 33 the inventive rear door is shown within the broken line, and the elements shown outside the broken line form no part of the claimed invention, but are instead included to show environmental aspects thereof.

FIG. 34 is a front left perspective view of a rear door for a vehicle according to still another alternative embodiment of the present invention.

FIG. 35 is a front right perspective view of the rear door shown in FIG. 34.

FIG. 36 is a rear left perspective view thereof.

FIG. 37 is a rear right perspective view thereof.

FIG. 38 is a front view thereof.

FIG. 39 is a rear view thereof.

FIG. 40 is a left side view thereof.

FIG. 41 is a right side view thereof.

FIG. 42 is a top view thereof.

FIG. 43 is a bottom view thereof; and,

FIG. 44 is a front view of the rear door shown in FIGS. 34-43, but with the rear door mounted on a vehicle, and the rest of the vehicle shown in de-emphasized and half-tone portions so as to illustrate environmental structure. These portions form no part of the claimed invention. More particularly, in FIG. 44 the inventive rear door is shown within the broken line, and the elements shown outside the broken line form no part of the claimed invention, but are instead included to show environmental aspects thereof.

1 Claim, 40 Drawing Sheets

(58) Field of Classification Search

CPC E05B 81/56; E05B 81/80; E05B 65/00;
E05B 65/06; E05B 65/10; E05B 65/12;
E05B 79/06; B60J 5/04

See application file for complete search history.

(56) References Cited

U.S. PATENT DOCUMENTS

D573,522 S * 7/2008 Sato D12/196
D580,332 S * 11/2008 Gueler D12/196

D583,288 S * 12/2008 Leclercq D12/196
D593,016 S * 5/2009 Habib D12/196
D593,471 S * 6/2009 Larson D12/196
D593,918 S * 6/2009 Larson D12/196
D601,072 S * 9/2009 Giachin D12/196
D615,017 S * 5/2010 Smith D12/195
D616,348 S * 5/2010 Rosenbohm D12/195
D620,415 S * 7/2010 Froehlich D12/196
D629,730 S * 12/2010 Schneider D12/196
D633,022 S * 2/2011 Hwang D12/195
D633,023 S * 2/2011 Hwang D12/195
D636,317 S * 4/2011 Matei D12/196
D645,388 S * 9/2011 Kumai D12/196
D653,187 S * 1/2012 Tomatsu D12/196
D665,321 S * 8/2012 Huet D12/196
D674,328 S * 1/2013 Ikuma D12/196
D676,366 S * 2/2013 Yamada D12/196
D695,178 S * 12/2013 Tada D12/196
D695,663 S * 12/2013 Suga D12/196
D699,654 S * 2/2014 Okue D12/196
D700,875 S * 3/2014 Jevremovic D12/196
D701,809 S * 4/2014 Hildebrand D12/196
D703,123 S * 4/2014 Hildebrand D12/196
D705,149 S * 5/2014 Sakae D12/196
D758,270 S * 6/2016 Zadnik D12/196
D762,541 S * 8/2016 Jo D12/196
D763,156 S * 8/2016 Jo D12/196
D765,571 S * 9/2016 Faghihzadeh D12/196
D772,758 S * 11/2016 Frascella D12/92
D772,772 S * 11/2016 Frascella D12/196
D775,567 S * 1/2017 Faghihzadeh D12/196
D776,593 S * 1/2017 Schneider D12/196
D779,407 S * 2/2017 Bae D12/196
D781,194 S * 3/2017 Bae D12/196
D785,529 S * 5/2017 Kyung D12/196
D785,531 S * 5/2017 Lim D12/196
D786,761 S * 5/2017 Luk D12/196
D801,246 S * 10/2017 Lee D12/196
D803,121 S * 11/2017 Granlund D12/196
D803,122 S * 11/2017 Granlund D12/196
2013/0020816 A1 * 1/2013 Saitou E05B 79/06
292/336.3
2013/0055643 A1 * 3/2013 Setina B60J 11/06
49/463
2013/0341961 A1 * 12/2013 Mori B60J 5/04
296/146.2
2014/0132025 A1 * 5/2014 Usami B60J 1/2063
296/97.8
2015/0035310 A1 * 2/2015 Yamaguchi B60R 13/0206
296/153
2015/0329057 A1 * 11/2015 Tiboni B60R 13/0243
296/37.13
2015/0360623 A1 * 12/2015 Larsen B60R 13/02
296/29
2016/0114658 A1 * 4/2016 Yokota B60J 10/45
49/489.1
2016/0160540 A1 * 6/2016 Bejune E05B 77/06
292/196
2016/0187107 A1 * 6/2016 Johnston F41H 7/00
89/36.08
2016/0280129 A1 * 9/2016 Newbound B60R 13/0237
2018/0051492 A1 * 2/2018 Smith B60J 5/04
2018/0051493 A1 * 2/2018 Krishnan G07C 9/00182

* cited by examiner




FIG. 1

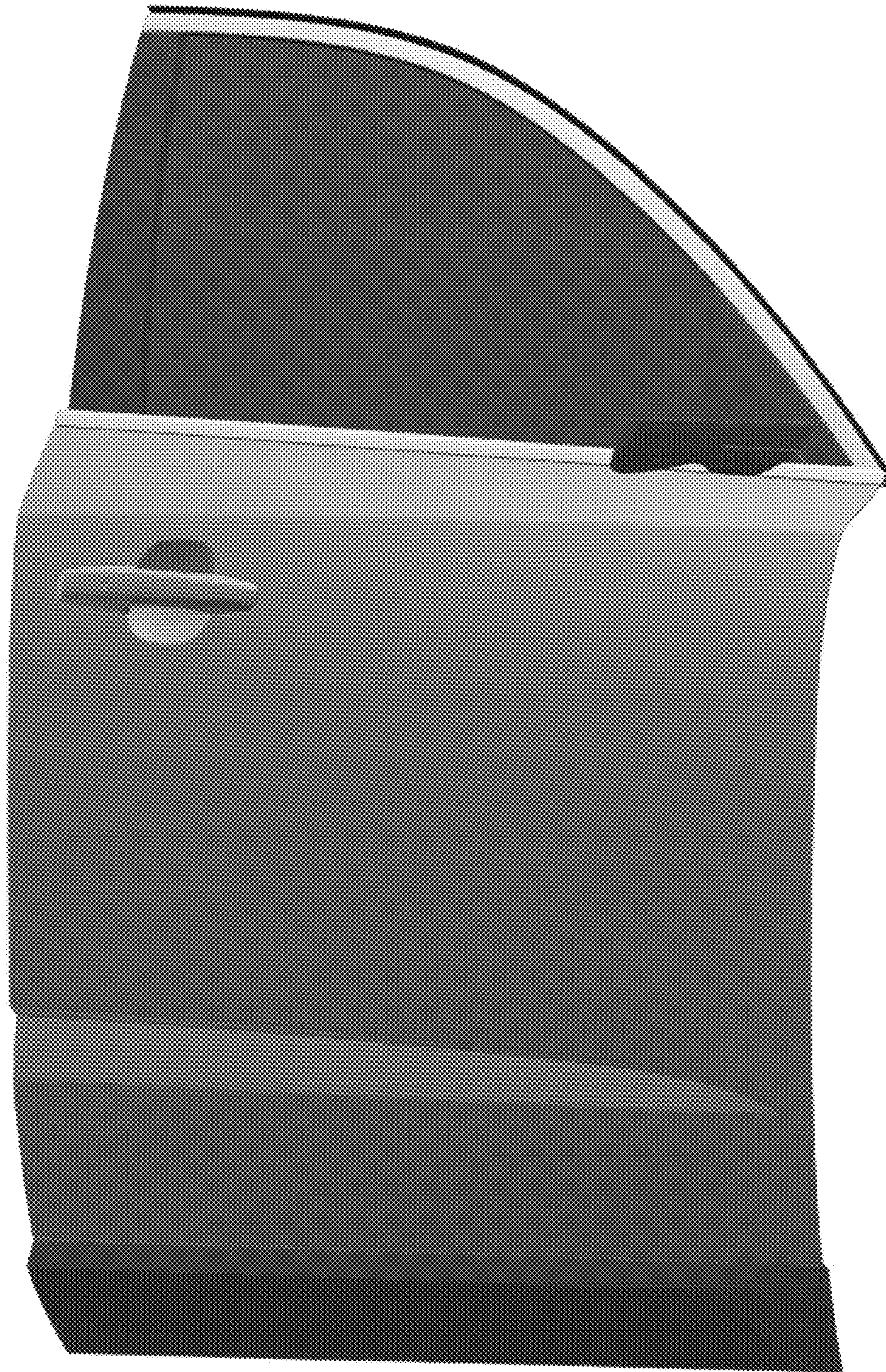


FIG. 2

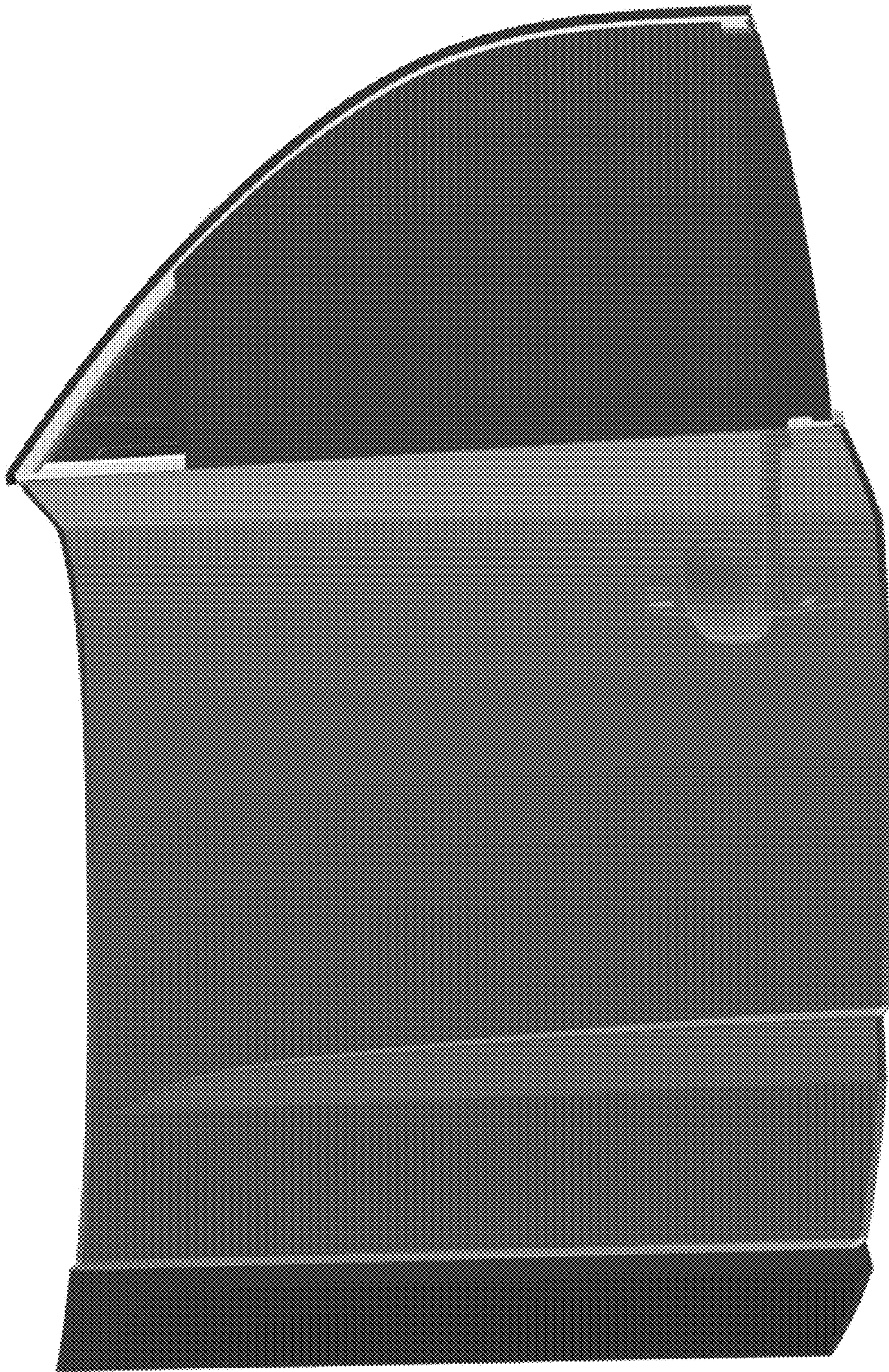


FIG. 3




FIG. 4




FIG. 5




FIG. 6




FIG. 7




FIG. 8

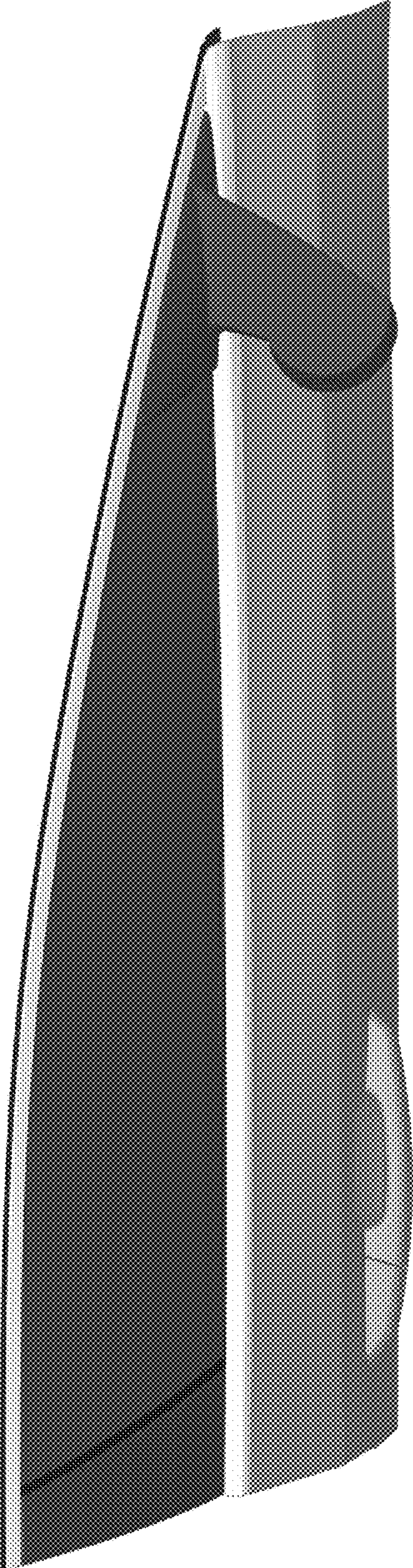


FIG. 9




FIG. 10




FIG. 11




FIG. 12

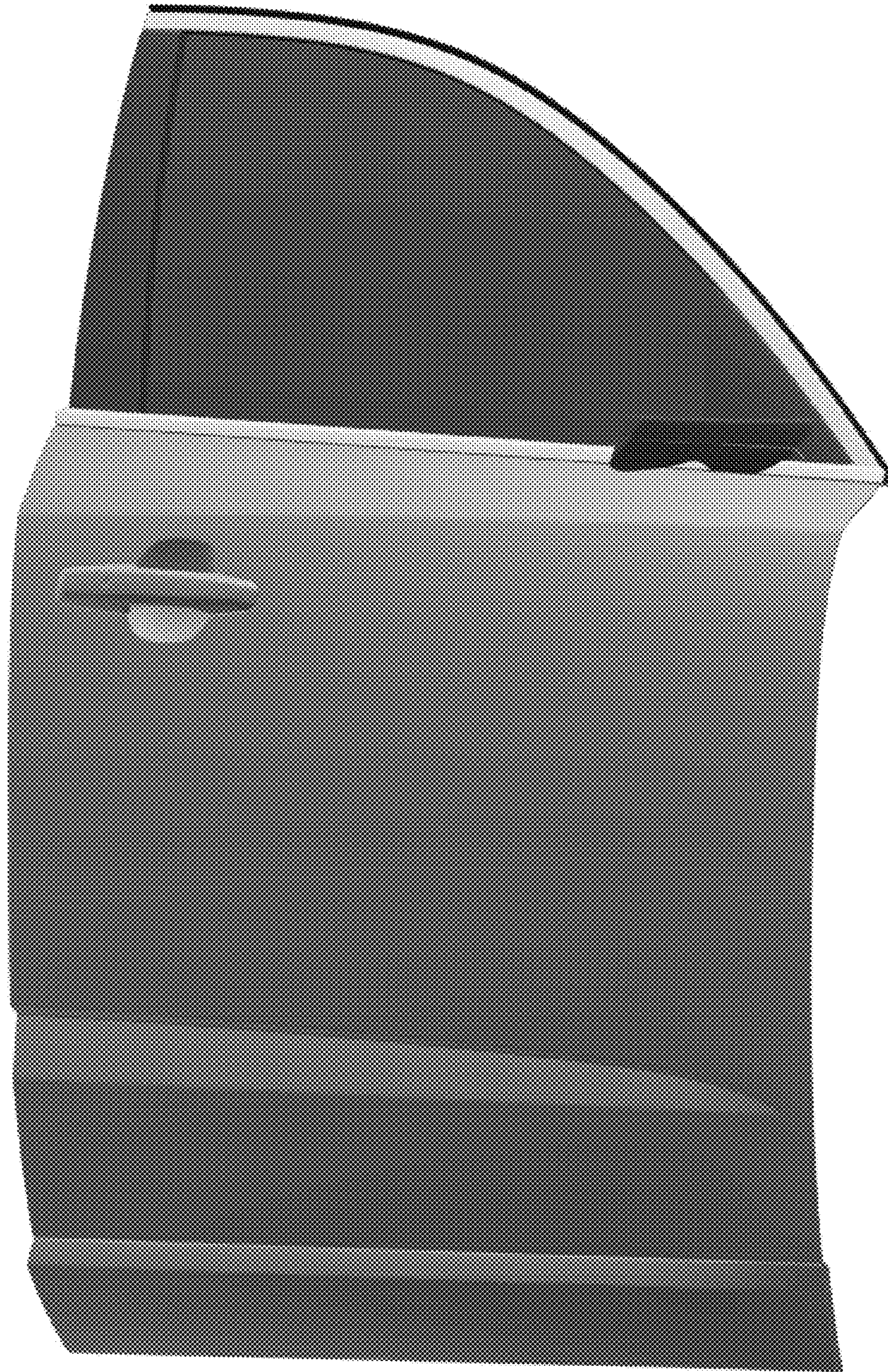


FIG. 13

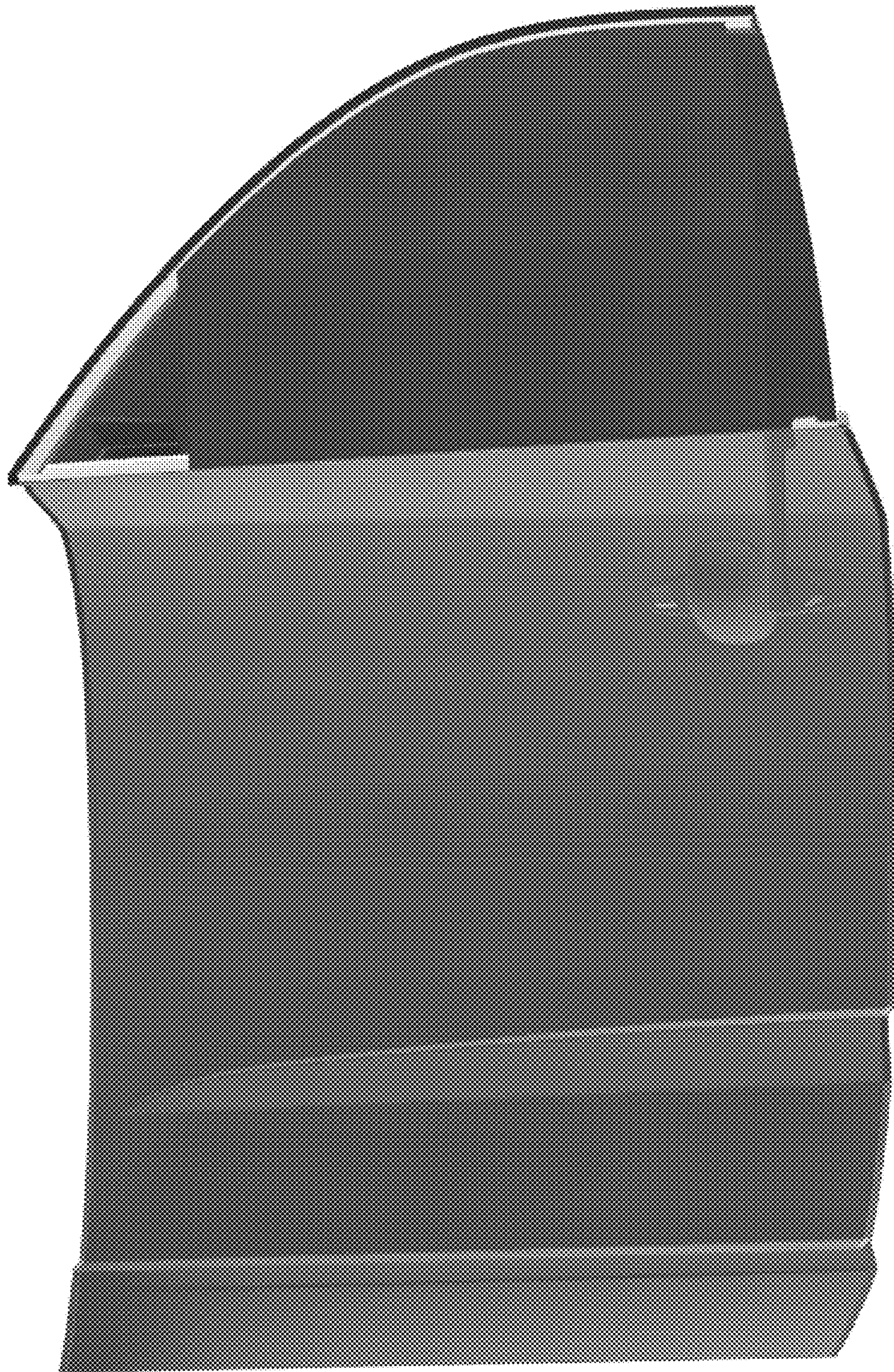


FIG. 14




FIG. 15




FIG. 16




FIG. 17




FIG. 18




FIG. 19

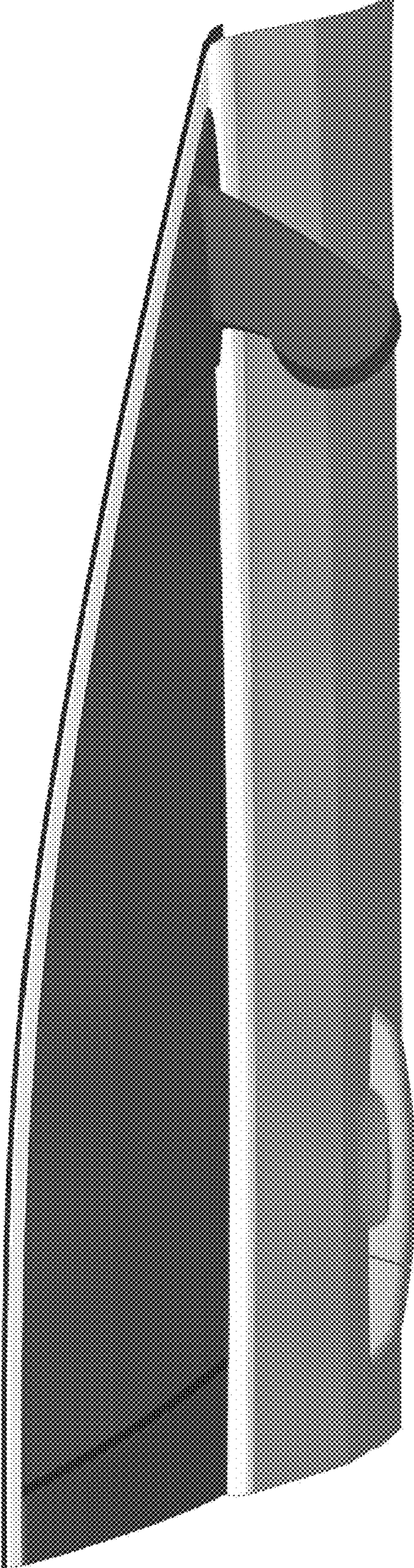


FIG. 20

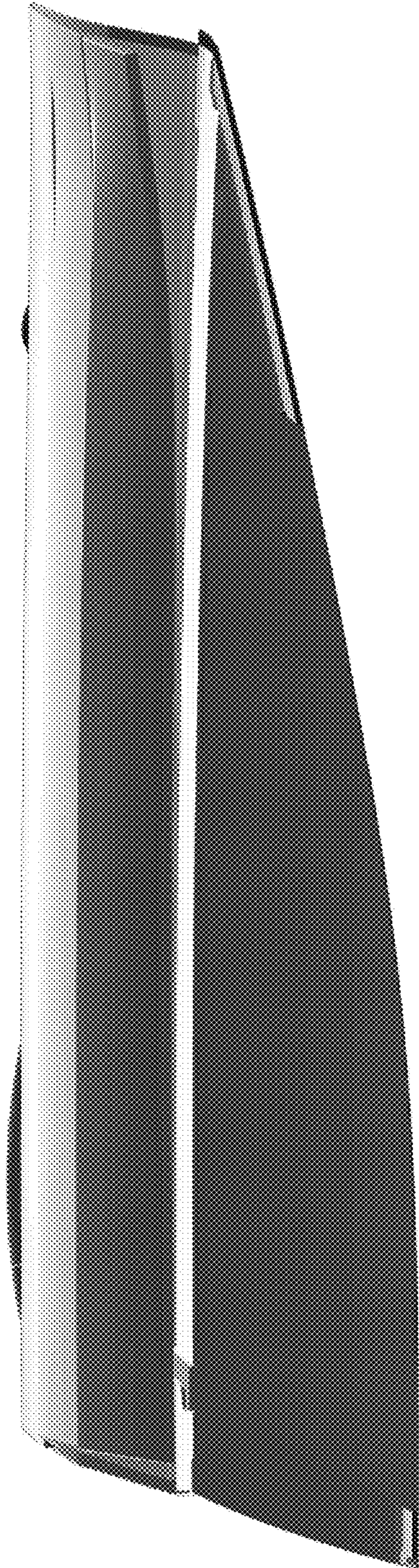


FIG. 21




FIG. 22




FIG. 23




FIG. 24

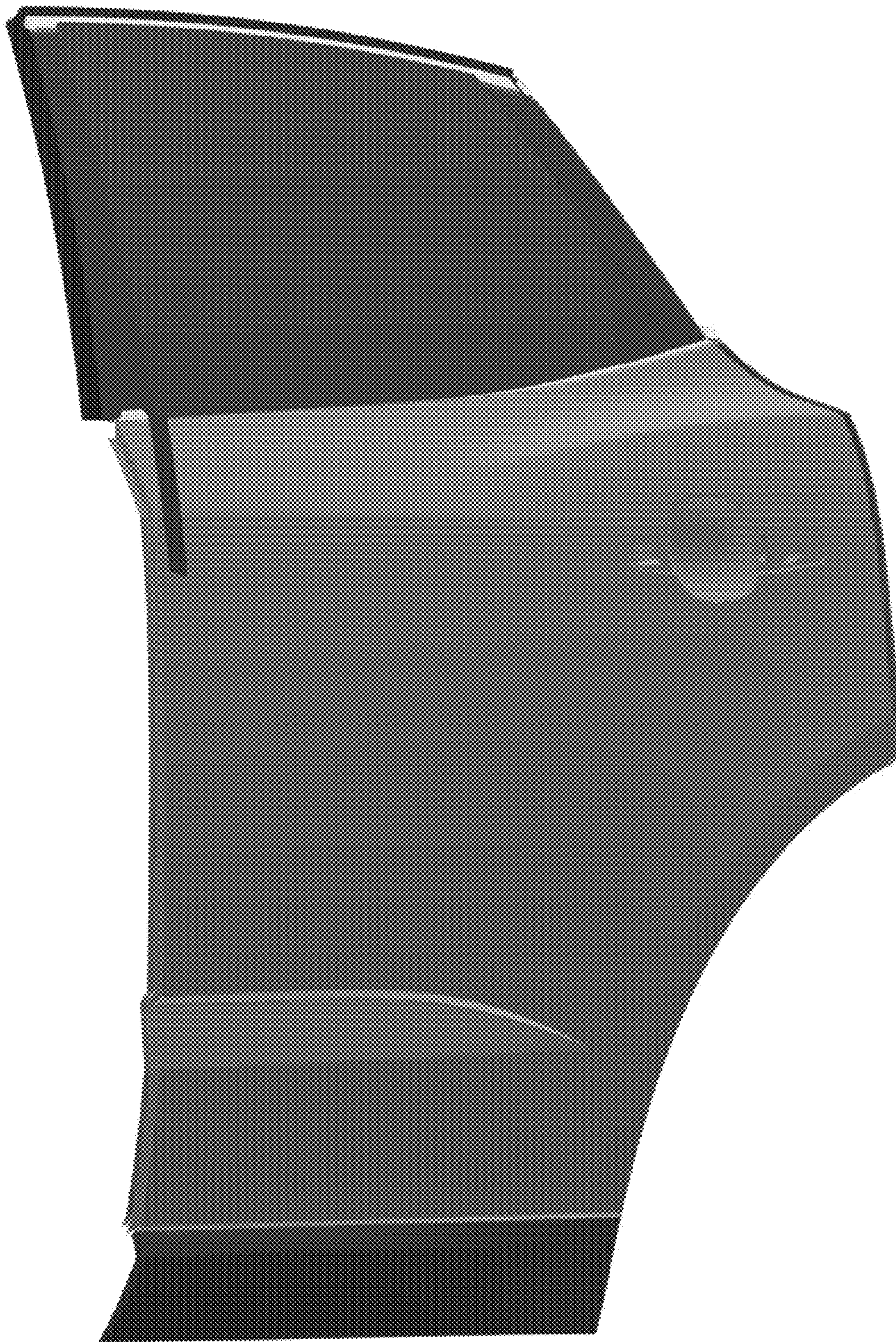


FIG. 25




FIG. 26




FIG. 27




FIG. 28




FIG. 29



FIG. 30




FIG. 31




FIG. 32




FIG. 33




FIG. 34




FIG. 35




FIG. 36




FIG. 37




FIG. 38




FIG. 39




FIG. 40




FIG. 41




FIG. 42




FIG. 43




FIG. 44