



US00D840298S

(12) **United States Design Patent** (10) **Patent No.:** **US D840,298 S**
Smith (45) **Date of Patent:** **** Feb. 12, 2019**

(54) **FRONT BUMPER**
(71) Applicant: **Jaguar Land Rover Limited**, Whitley,
Coventry (GB)
(72) Inventor: **Luke Smith**, Coventry (GB)
(73) Assignee: **Jaguar Land Rover Limited**, Whitley,
Coventry (GB)
(**) Term: **15 Years**
(21) Appl. No.: **29/626,454**
(22) Filed: **Nov. 17, 2017**

D814,369 S * 4/2018 Loeb D12/169
D816,566 S * 5/2018 Loeb D12/169
D817,826 S * 5/2018 Seo D12/169
D822,558 S * 7/2018 Kim D12/169
D823,748 S * 7/2018 Sunhwan D12/169

* cited by examiner

Primary Examiner — Melody N Brown
(74) *Attorney, Agent, or Firm* — Wood Herron & Evans
LLP

(30) **Foreign Application Priority Data**

May 24, 2017 (EM) 004016863

(51) **LOC (11) Cl.** **12-16**
(52) **U.S. Cl.**
USPC **D12/169**
(58) **Field of Classification Search**
CPC B60R 19/02; B60R 19/04; B62D 25/08
See application file for complete search history.

(56) **References Cited**

U.S. PATENT DOCUMENTS

D604,678 S * 11/2009 Walter D12/169
D637,945 S * 5/2011 Nakagawa D12/169
D718,676 S * 12/2014 Ishizuka D12/169
D718,677 S * 12/2014 Whang D12/169
D725,007 S * 3/2015 Beaven D12/164
D760,130 S * 6/2016 Arroba D12/169
D773,348 S * 12/2016 Munakata D12/169
D773,349 S * 12/2016 Munakata D12/169
D773,965 S * 12/2016 Morikawa D12/169
D775,010 S * 12/2016 Kim D12/169
D801,241 S * 10/2017 Park D12/169
D809,440 S * 2/2018 Kang D12/169


(57) **CLAIM**

The ornamental design for a front bumper, as shown and described.

DESCRIPTION

FIG. 1 is a right, front perspective view of a front bumper showing my new design;
FIG. 2 is a left, front perspective view thereof;
FIG. 3 is a left, rear perspective view thereof;
FIG. 4 is a right, rear perspective view thereof;
FIG. 5 is a front elevational view thereof;
FIG. 6 is a rear elevational view thereof;
FIG. 7 is a left side elevational view thereof;
FIG. 8 is a right side elevational view thereof;
FIG. 9. Is a top plan view thereof;
FIG. 10 is a bottom plan view thereof; and,
FIG. 11 is another right front perspective view thereof shown on a vehicle.
The portions of the vehicle shown in the FIG. 11 drawing view in a de-emphasized and half-tone form outside the broken lines and the broken lines representing the boundary and configuration of what is claimed as the design are all for environmental and illustrative purposes only and form no part of the claimed design.

1 Claim, 11 Drawing Sheets






FIG. 1

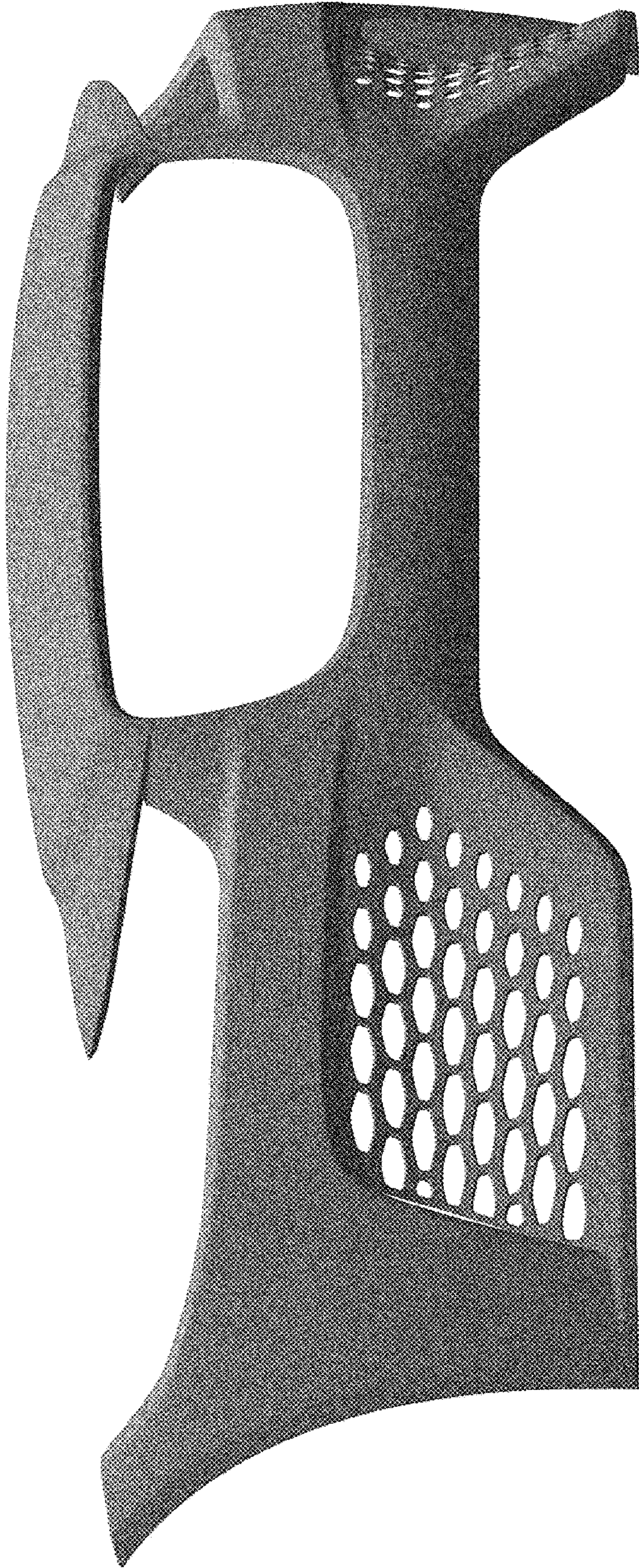


FIG. 2




FIG. 3



FIG. 4




FIG. 5




FIG. 6




FIG. 7




FIG. 8




FIG. 9




FIG. 10




FIG. 11

UNITED STATES PATENT AND TRADEMARK OFFICE
CERTIFICATE OF CORRECTION

PATENT NO. : D840,298 S
APPLICATION NO. : 29/626454
DATED : February 12, 2019
INVENTOR(S) : Luke Smith

Page 1 of 1

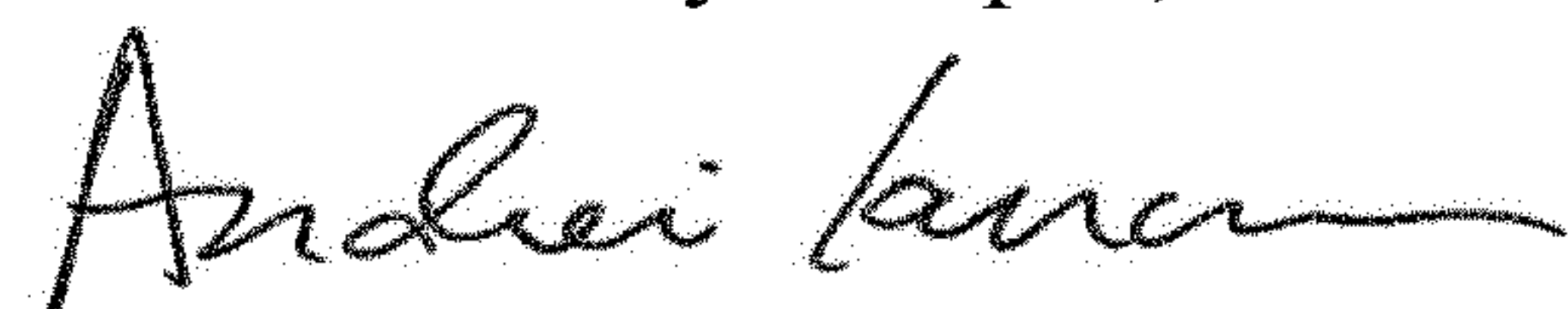
It is certified that error appears in the above-identified patent and that said Letters Patent is hereby corrected as shown below:

On the Title Page

Column 2, under the heading "Description", Line 10, in the description of Fig. 9,
please delete the "." after the numeral "9".

Column 2, under the heading "Description", Line 10, "Is" should be ---is---

Signed and Sealed this
Second Day of April, 2019



Andrei Iancu
Director of the United States Patent and Trademark Office