



US00D840295S

(12) **United States Design Patent**
Peat et al.

(10) **Patent No.:** **US D840,295 S**

(45) **Date of Patent:** **** Feb. 12, 2019**

- (54) **FRONT BUMPER FOR A VEHICLE**
- (71) Applicant: **Jaguar Land Rover Limited**, Whitley
Coventry (GB)
- (72) Inventors: **Anthony Peat**, Coventry (GB); **Joe Buck**, Coventry (GB)
- (73) Assignee: **Jaguar Land Rover Limited**, Whitley,
Coventry (GB)
- (**) Term: **15 Years**
- (21) Appl. No.: **29/623,083**
- (22) Filed: **Oct. 23, 2017**

Related U.S. Application Data

- (62) Division of application No. 29/577,902, filed on Sep. 16, 2016, now Pat. No. Des. 801,887, which is a division of application No. 29/537,991, filed on Aug. 31, 2015, now Pat. No. Des. 784,215.

(30) **Foreign Application Priority Data**

Mar. 16, 2015 (EM) 002656330

- (51) **LOC (11) Cl.** **12-16**
- (52) **U.S. Cl.**
USPC **D12/169**

(58) **Field of Classification Search**

CPC B60R 19/02; B60R 19/04; B62D 25/08
See application file for complete search history.

(56) **References Cited**

U.S. PATENT DOCUMENTS

- D704,101 S * 5/2014 Beaven D12/92
- D711,287 S * 8/2014 Butterworth D12/92

- D711,288 S * 8/2014 Butterworth D12/92
- D718,662 S * 12/2014 Ishizuka D12/92
- D719,878 S * 12/2014 Webber D12/92
- D726,074 S * 4/2015 Beaven D12/92
- D731,922 S * 6/2015 Beaven D12/91
- D740,177 S * 10/2015 Callum D12/92
- D758,921 S * 6/2016 Hatton D12/92
- D784,215 S * 4/2017 Peat D12/169
- D786,150 S * 5/2017 Carter D12/169
- D801,887 S * 11/2017 Peat D12/169

* cited by examiner

Primary Examiner — Melody N Brown

(74) *Attorney, Agent, or Firm* — Wood Herron & Evans
LLP

(57) **CLAIM**


The ornamental design for a front bumper for a vehicle, as shown and described.

DESCRIPTION

FIG. 1 is a left, front perspective view of a front bumper for a vehicle showing our new design;
FIG. 2 is a right, rear perspective view thereof;
FIG. 3 is a front view thereof;
FIG. 4 is a rear view thereof;
FIG. 5 is a left side view thereof;
FIG. 6 is a right side view thereof;
FIG. 7 is a top view thereof; and,
FIG. 8 is another left, front perspective view thereof shown on a vehicle.

The portions of the vehicle shown in the FIG. 8 drawing view in a de-emphasized and half-tone form outside the broken lines and the broken lines representing the boundary and configuration of what is claimed as the design are all for environmental and illustrative purposes only and form no part of the claimed design.

1 Claim, 7 Drawing Sheets






FIG. 1




FIG. 2




FIG. 3




FIG. 4




FIG. 5




FIG. 6




FIG. 7




FIG. 8