



US00D840292S

(12) **United States Design Patent** (10) **Patent No.:** **US D840,292 S**  
**Wheel** (45) **Date of Patent:** **\*\* Feb. 12, 2019**

(54) **REAR BUMPER FOR A VEHICLE**  
(71) Applicant: **Jaguar Land Rover Limited**, Whitley, Coventry (GB)  
(72) Inventor: **Andrew Wheel**, Coventry (GB)  
(73) Assignee: **Jaguar Land Rover Limited**, Whitley, Coventry (GB)

(\*\*) Term: **15 Years**

(21) Appl. No.: **29/603,456**

(22) Filed: **May 10, 2017**

(30) **Foreign Application Priority Data**

Nov. 11, 2016 (EM) ..... 003459270-0003

(51) **LOC (11) Cl.** ..... **12-16**

(52) **U.S. Cl.**  
USPC ..... **D12/169**

(58) **Field of Classification Search**  
CPC ..... B60R 19/02; B60R 19/04; B62D 25/08  
See application file for complete search history.

(56) **References Cited**

**U.S. PATENT DOCUMENTS**

D746,739 S \* 1/2016 Wolff ..... D12/169  
D805,959 S \* 12/2017 Wheel ..... D12/91  
D805,960 S \* 12/2017 Wheel ..... D12/91  
D807,228 S \* 1/2018 Woolley ..... D12/91  
D817,817 S \* 5/2018 Frascella ..... D12/91

D818,399 S \* 5/2018 Frascella ..... D12/91  
D821,940 S \* 7/2018 Platto ..... D12/169

\* cited by examiner

*Primary Examiner* — Melody N Brown

(74) *Attorney, Agent, or Firm* — Wood Herron & Evans LLP

(57) **CLAIM**

The ornamental design for a rear bumper for a vehicle, as shown and described.

**DESCRIPTION**

FIG. 1 is a right, front perspective view of a rear bumper for a vehicle showing my new design;  
FIG. 2 is a left, front perspective view thereof;  
FIG. 3 is a right, rear perspective view thereof;  
FIG. 4 is a left, rear perspective view thereof;  
FIG. 5 is a front elevational view thereof;  
FIG. 6 is a rear elevational view thereof;  
FIG. 7 is a right side elevational view thereof;  
FIG. 8 is a left side elevational view thereof;  
FIG. 9. Is a top plan view thereof;  
FIG. 10 is a bottom plan view thereof; and,  
FIG. 11 is another right front perspective view thereof shown on a vehicle.

The portions of the vehicle shown in the FIG. 11 drawing view in a de-emphasized and half-tone form outside the broken lines and the broken lines representing the boundary and configuration of what is claimed as the design are all for environmental and illustrative purposes only and form no part of the claimed design.

**1 Claim, 11 Drawing Sheets**






FIG. 1

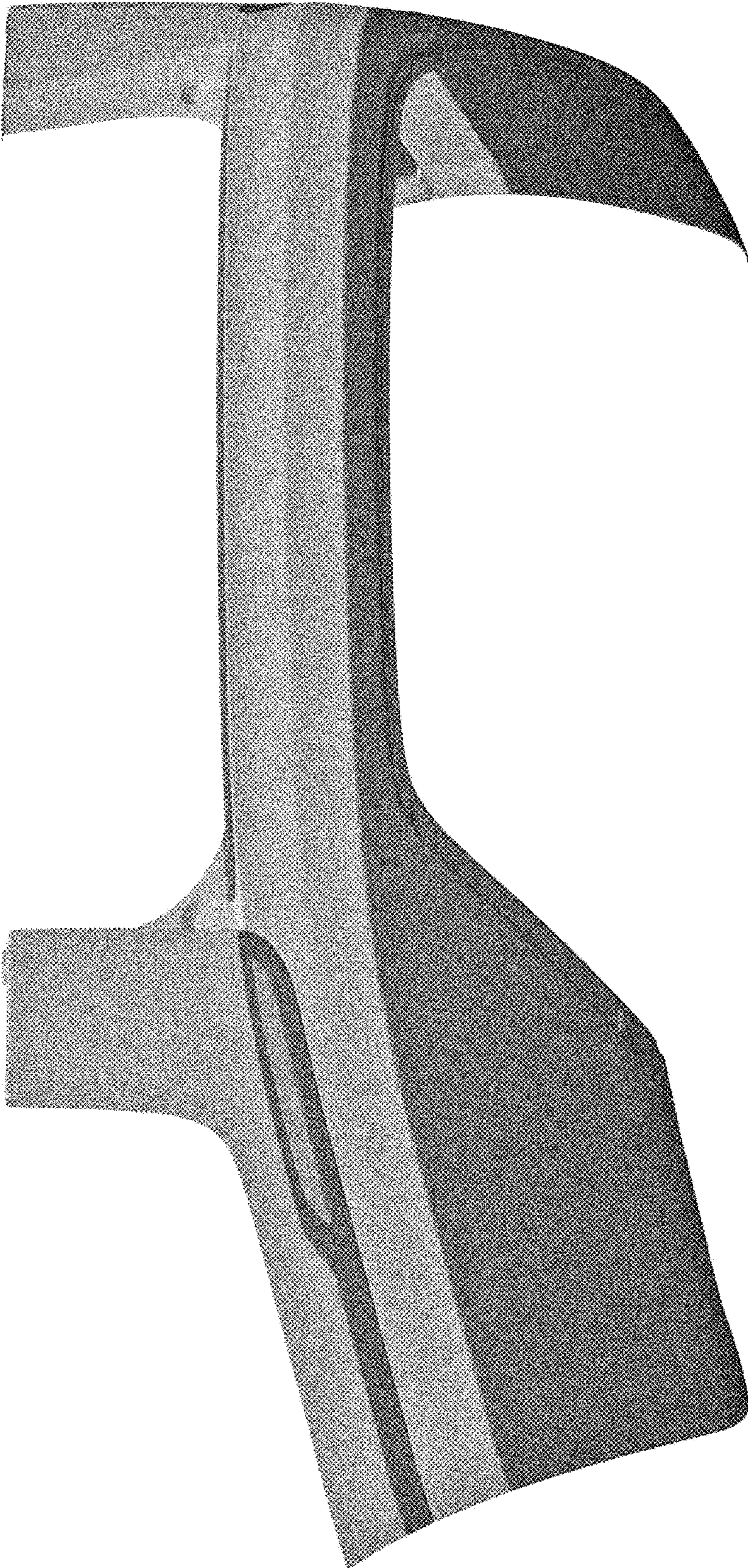


FIG. 2

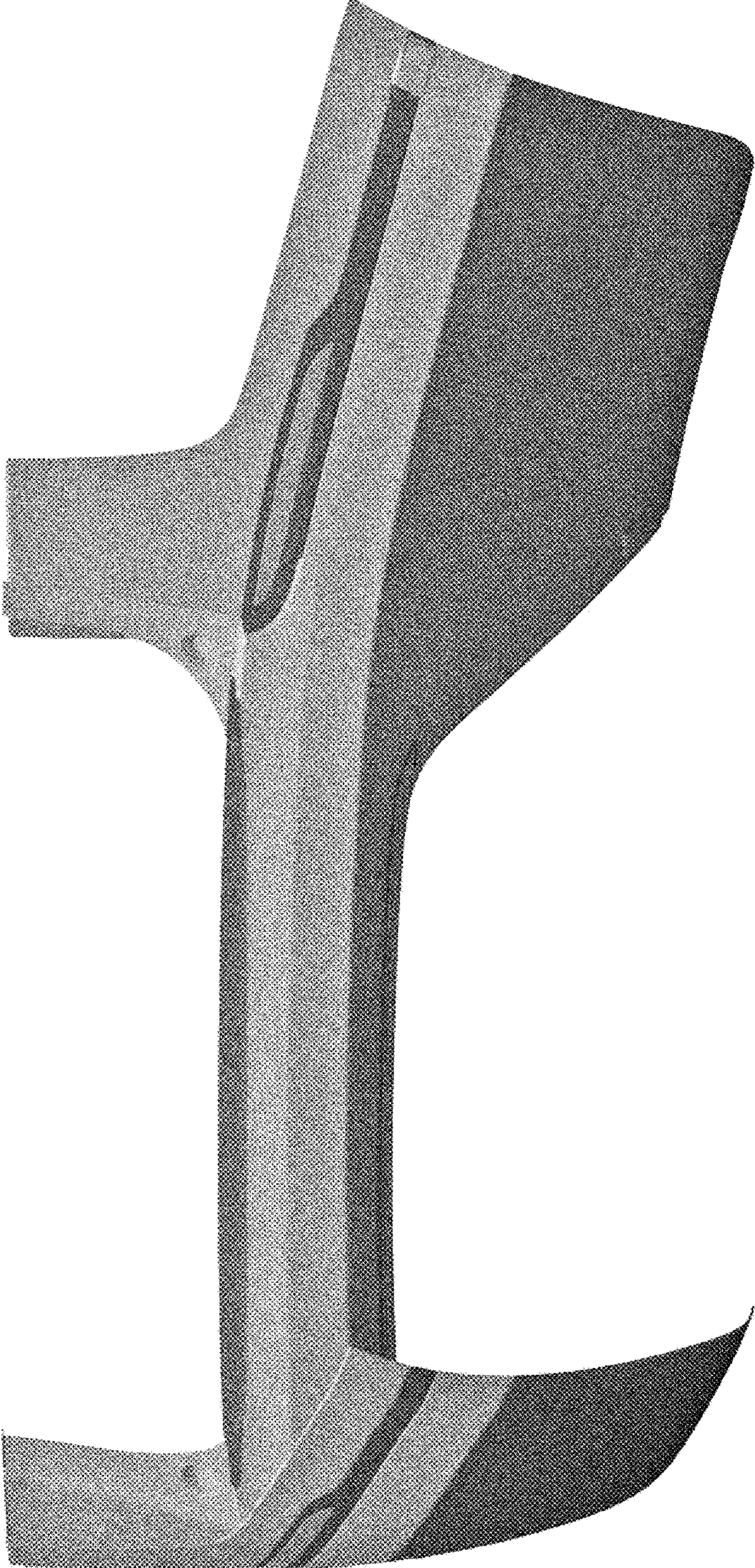


FIG. 3

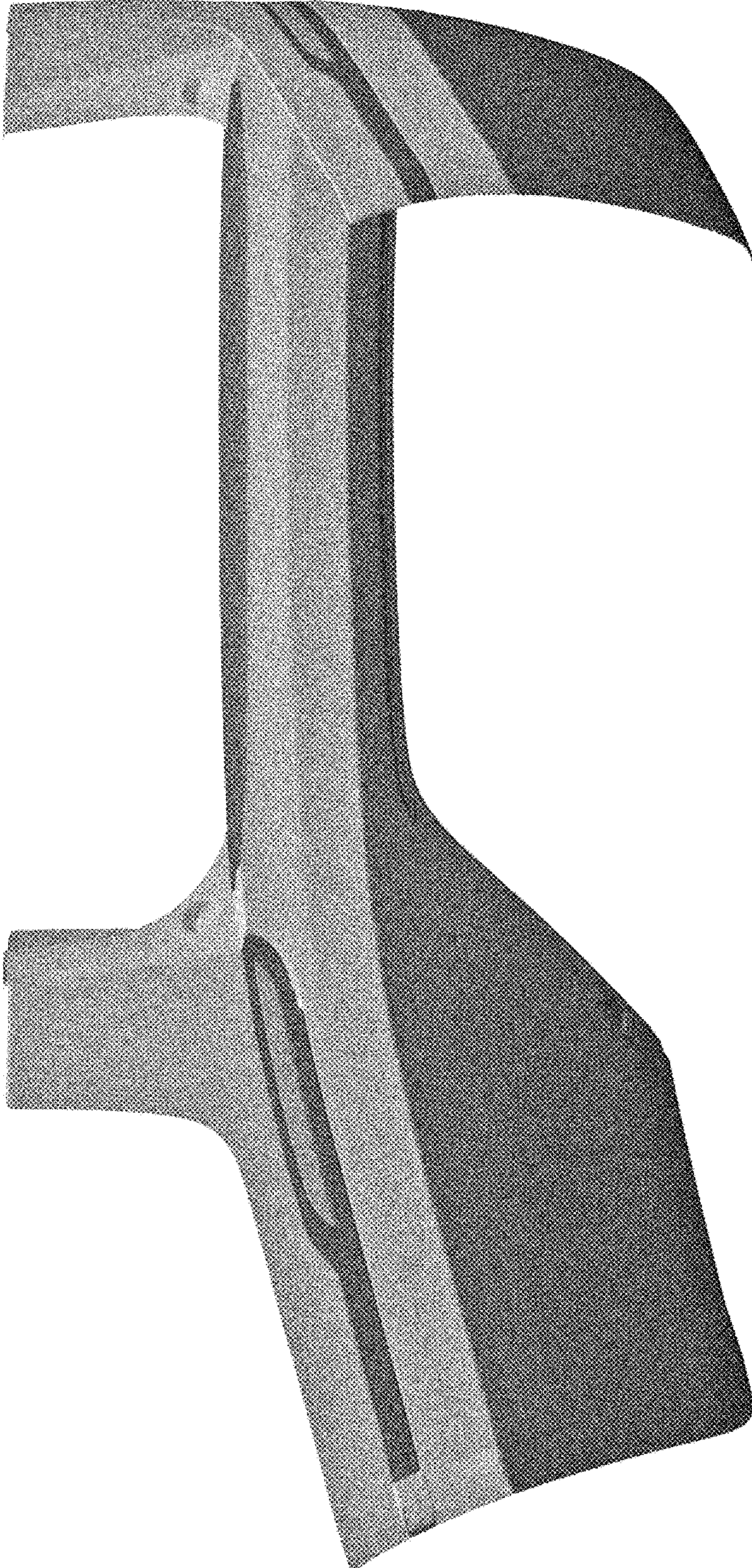


FIG. 4




FIG. 5




FIG. 6

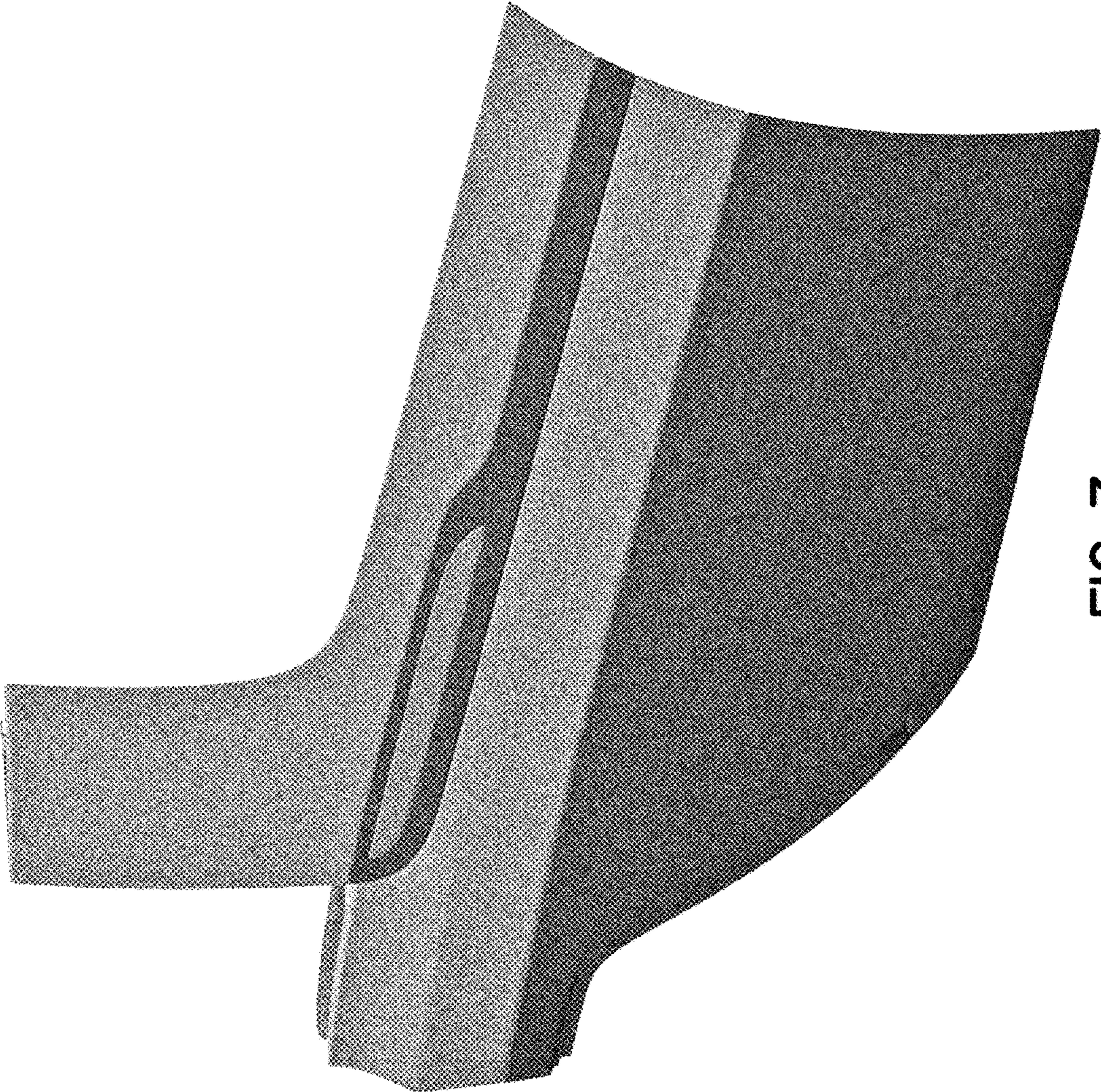


FIG. 7






FIG. 8




FIG. 9




FIG. 10




FIG. 11

UNITED STATES PATENT AND TRADEMARK OFFICE  
**CERTIFICATE OF CORRECTION**

PATENT NO. : D840,292 S  
APPLICATION NO. : 29/603456  
DATED : February 12, 2019  
INVENTOR(S) : Andrew Wheel

Page 1 of 1

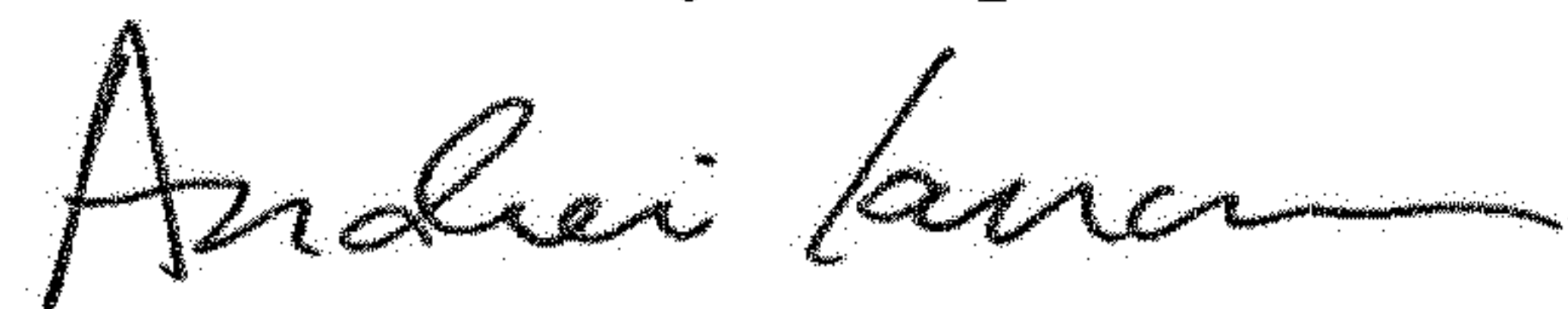
It is certified that error appears in the above-identified patent and that said Letters Patent is hereby corrected as shown below:

On the Title Page

Column 2, under the heading "Description", Line 10, in the description of Fig. 9, please delete the "." after the numeral "9".

Column 2, under the heading "Description", Line 10, "Is" should be ---is---

Signed and Sealed this  
Second Day of April, 2019



Andrei Iancu  
*Director of the United States Patent and Trademark Office*