



US00D840289S

(12) **United States Design Patent** (10) **Patent No.:** **US D840,289 S**
Frascella et al. (45) **Date of Patent:** **** Feb. 12, 2019**

(54) **FRONT END OF A VEHICLE**
(71) Applicant: **Jaguar Land Rover Limited**, Whitley, Coventry (GB)
(72) Inventors: **Massimo Frascella**, Coventry (GB); **Andrew Wheel**, Coventry (GB)
(73) Assignee: **Jaguar Land Rover Limited**, Whitley, Coventry (GB)
(**) Term: **15 Years**

D749,474 S * 2/2016 Battams D12/169
D749,996 S * 2/2016 Henstridge D12/164
D752,481 S * 3/2016 Frascella D12/91
D753,557 S * 4/2016 Frascella D12/169
D762,142 S * 7/2016 Battams D12/91
D782,937 S * 4/2017 Wheel D12/91
D784,855 S * 4/2017 Wheel D12/91
D786,747 S * 5/2017 Woolley D12/169
D791,645 S * 7/2017 Henstridge D12/91
D793,907 S * 8/2017 Woolley D12/91
D797,017 S * 9/2017 Henstridge D12/164
D807,800 S * 1/2018 Wheel D12/169
D817,817 S * 5/2018 Frascella D12/91
D818,399 S * 5/2018 Frascella D12/91

(21) Appl. No.: **29/603,183**

* cited by examiner

(22) Filed: **May 8, 2017**

Primary Examiner — Melody N Brown

(30) **Foreign Application Priority Data**

(74) *Attorney, Agent, or Firm* — Wood Herron & Evans LLP

Nov. 11, 2016 (EM) 003459551-0006
Nov. 11, 2016 (EM) 003459551-0007

(51) **LOC (11) Cl.** **12-16**

(57) **CLAIM**

The ornamental design for a front end of a vehicle, as shown and described.

(52) **U.S. Cl.**
USPC **D12/164**

DESCRIPTION

(58) **Field of Classification Search**
USPC D12/169, 216, 90-92, 86, 171, 196, 163, D12/164; 293/102, 113, 115, 117, 120; 296/180.1, 180.2
CPC B60R 19/02; B60R 19/04; B62D 25/08
See application file for complete search history.

FIG. 1 is a right, front perspective view of a front end of a vehicle showing our new design;
FIG. 2 is a left, front perspective view thereof;
FIG. 3 is a left, rear perspective view thereof;
FIG. 4 is a right, rear perspective view thereof;
FIG. 5 is a front view thereof;
FIG. 6 is a left side view thereof;
FIG. 7 is a right side view thereof; and,
FIG. 8 is a top view thereof.

(56) **References Cited**

U.S. PATENT DOCUMENTS

D705,706 S * 5/2014 Kawasaki D12/169
D706,171 S * 6/2014 Bischoff D12/91
D716,695 S * 11/2014 Woolley D12/91
D718,188 S * 11/2014 Wheel D12/91
D718,681 S * 12/2014 Allen D12/169
D730,788 S * 6/2015 Howell D12/169
D735,610 S * 8/2015 Wheel D12/91
D736,683 S * 8/2015 Glover D12/169

The portions of the vehicle shown throughout drawing views in de-emphasized and half-tone portions outside the broken lines and the broken lines representing the boundary and configuration of what is claimed as the design are for environmental and illustrative purposes only and form no part of the claimed design.

1 Claim, 8 Drawing Sheets






FIG. 1

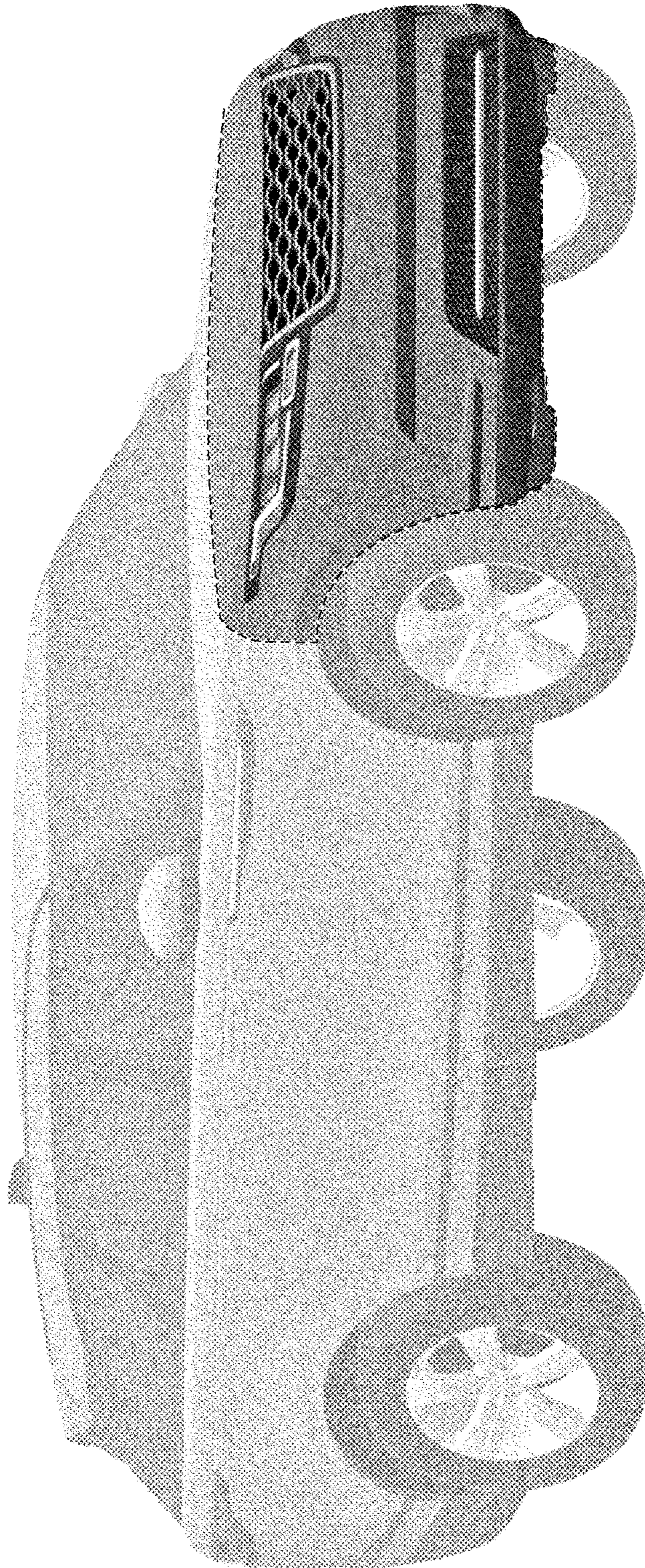


FIG. 2




FIG. 3




FIG. 4




FIG. 5




FIG. 6




FIG. 7




FIG. 8