

US00D840266S

(12) **United States Design Patent** (10) **Patent No.:** **US D840,266 S**
Laurence et al. (45) **Date of Patent:** **** Feb. 12, 2019**

(54) **SNOW MOBILE SKI RUNNER**

FOREIGN PATENT DOCUMENTS

(71) Applicant: **BOMBARDIER RECREATIONAL PRODUCTS INC.,** Valcourt (CA)

CA 2560240 A1 3/2008
CA 2566598 C 9/2013
CA 2809170 A1 9/2013

(72) Inventors: **Felix-Antoine Laurence,** Magog (CA);
Melanie Desjarlais, Valcourt (CA);
Luc Dufort, Valcourt (CA); **Bertrand Mallette,** Sherbrooke (CA)

Primary Examiner — T Chase Nelson

Assistant Examiner — Ania Aman

(74) *Attorney, Agent, or Firm* — BCF LLP

(73) Assignee: **BOMBARDIER RECREATIONAL PRODUCTS INC.,** Valcourt (CA)

(57) **CLAIM**

The ornamental design for a snowmobile ski runner, as shown and described.

(**) Term: **15 Years**

(21) Appl. No.: **29/644,608**

DESCRIPTION

(22) Filed: **Apr. 19, 2018**

Related U.S. Application Data

(62) Division of application No. 29/524,527, filed on Apr. 21, 2015, now Pat. No. Des. 818,395.

(51) **LOC (11) Cl.** **12-14**

(52) **U.S. Cl.**
USPC **D12/7**

(58) **Field of Classification Search**
USPC D12/7, 8, 400
CPC B62B 17/02; B62B 27/02; B62B 17/00;
B62B 19/00; B62B 13/00; B62M
2027/025

See application file for complete search history.

(56) **References Cited**

U.S. PATENT DOCUMENTS

1,560,928 A 11/1925 Wolpert
2,523,052 A 9/1950 Normandin
3,583,722 A 6/1971 Jacobson
3,643,977 A 2/1972 Berlenbach
3,870,331 A * 3/1975 Cryderman B62B 17/02
180/182

6,276,699 B1 8/2001 Simmons et al.

(Continued)

FIG. 1 is a perspective view taken from a rear, left side of a snowmobile ski runner according to a first embodiment of our design;

FIG. 2 is a left side elevation view thereof;

FIG. 3 is a rear elevation view thereof;

FIG. 4 is a right side elevation view thereof;

FIG. 5 is a front elevation view thereof;

FIG. 6 is a bottom plan view thereof;

FIG. 7 is a top plan view thereof;

FIG. 8 is a perspective view taken from a rear, left side of a snowmobile ski runner according to a second embodiment of our design;

FIG. 9 is a left side elevation view thereof;

FIG. 10 is a rear elevation view thereof;

FIG. 11 is a right side elevation view thereof;

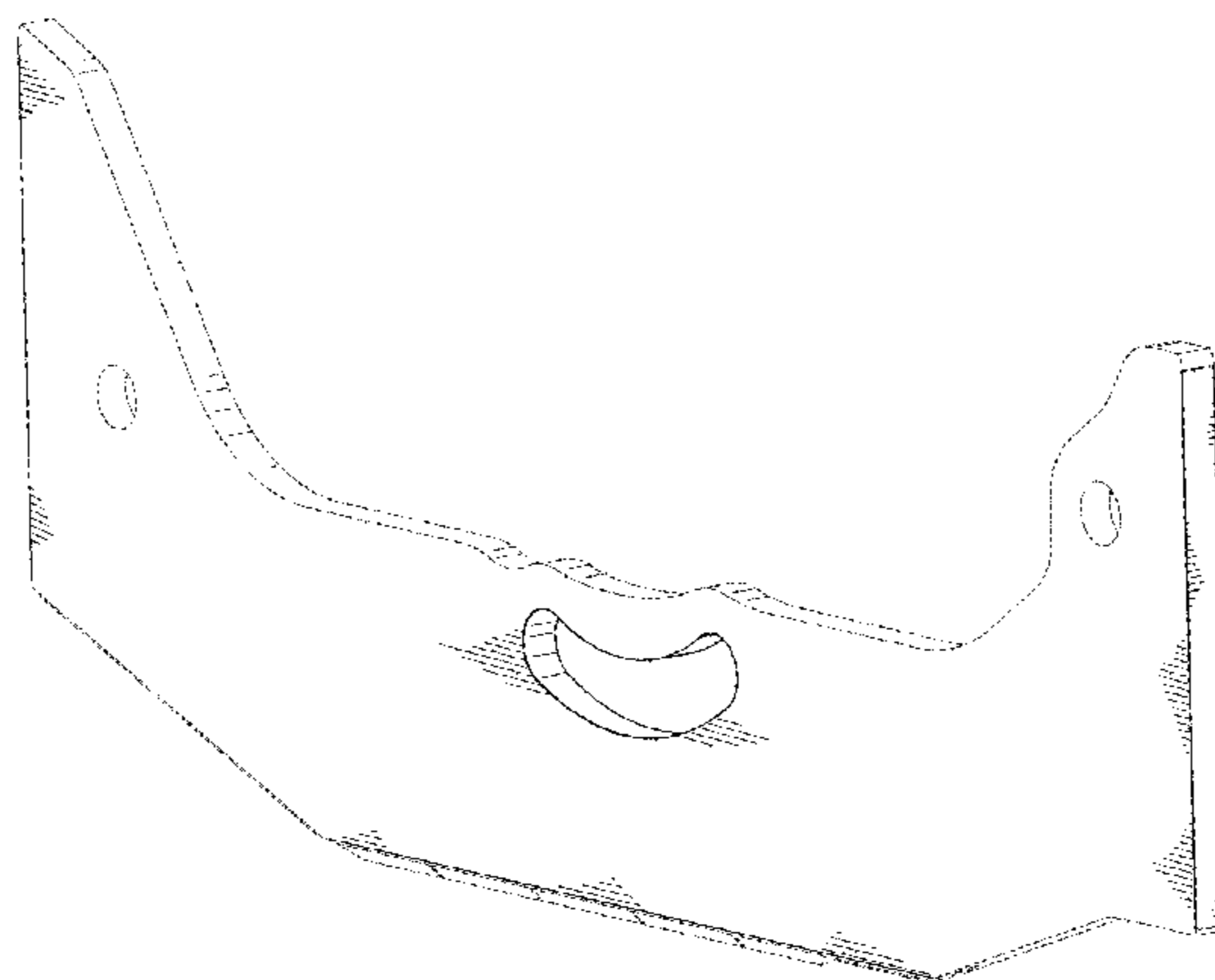
FIG. 12 is a front elevation view thereof;

FIG. 13 is a bottom plan view thereof; and,

FIG. 14 is a top plan view thereof.

Throughout the Figures, where shown, (i) the dashed lines showing additional unclaimed structure of the snowmobile ski runner are for illustrative purposes only and form no part of the claimed design, and (ii) the dotted/dashed lines illustrate unclaimed boundaries of surfaces claimed as part of the design.

1 Claim, 14 Drawing Sheets



(56)

References Cited

U.S. PATENT DOCUMENTS

7,040,634	B1	5/2006	Elkins
7,185,897	B2	3/2007	Musselman
7,264,250	B2	9/2007	Lachance
7,497,447	B2	3/2009	Musselman
D604,377	S	11/2009	Phillips
7,614,627	B2	11/2009	Musselman
8,793,875	B2	8/2014	Musselman
9,499,189	B2	11/2016	Laurence et al.
2013/0228988	A1	9/2013	Handfield et al.
2015/0314799	A1	11/2015	Laurence et al.
2015/0314800	A1	11/2015	Laurence et al.
2017/0247847	A1	8/2017	Maile et al.

* cited by examiner

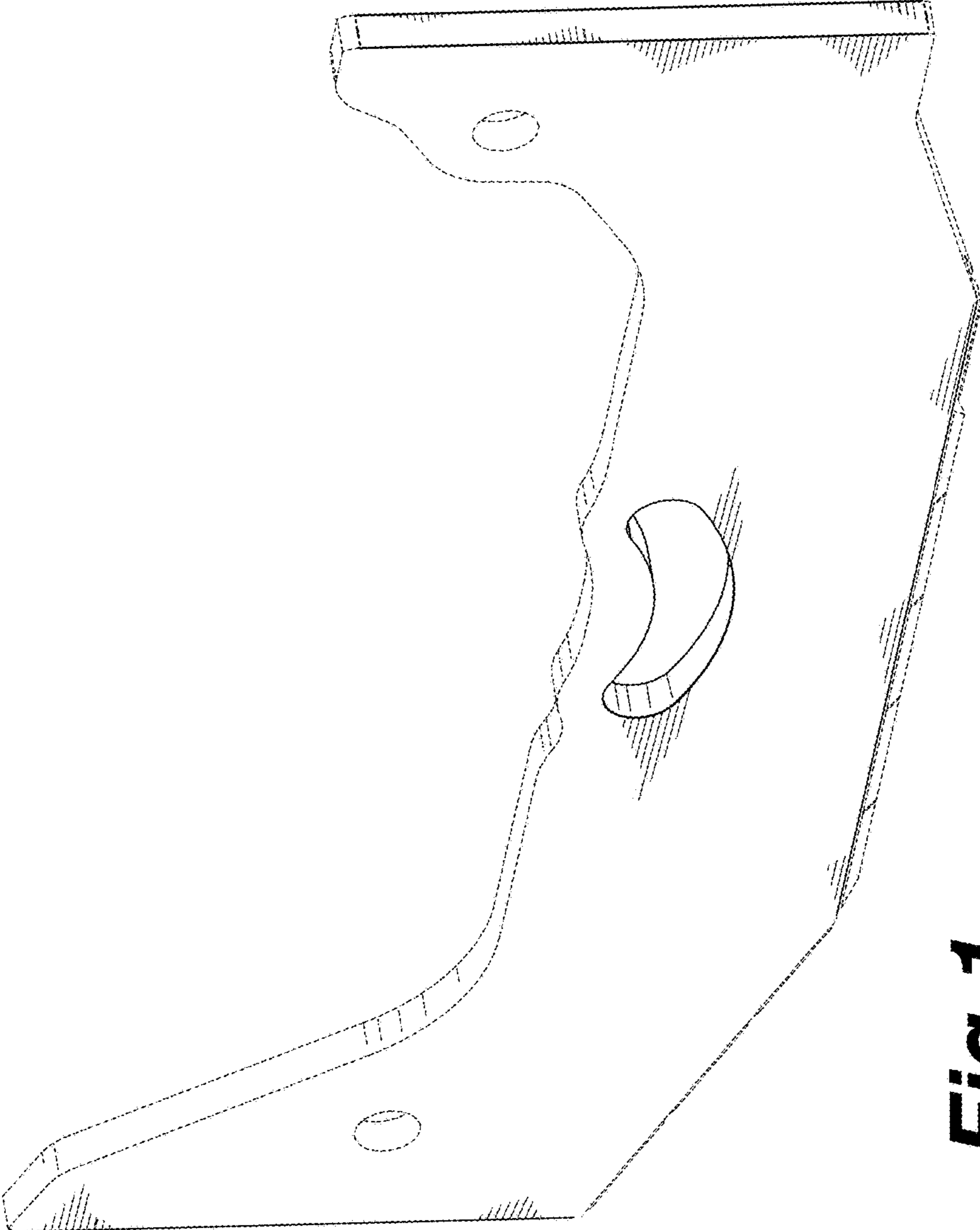


Fig. 1

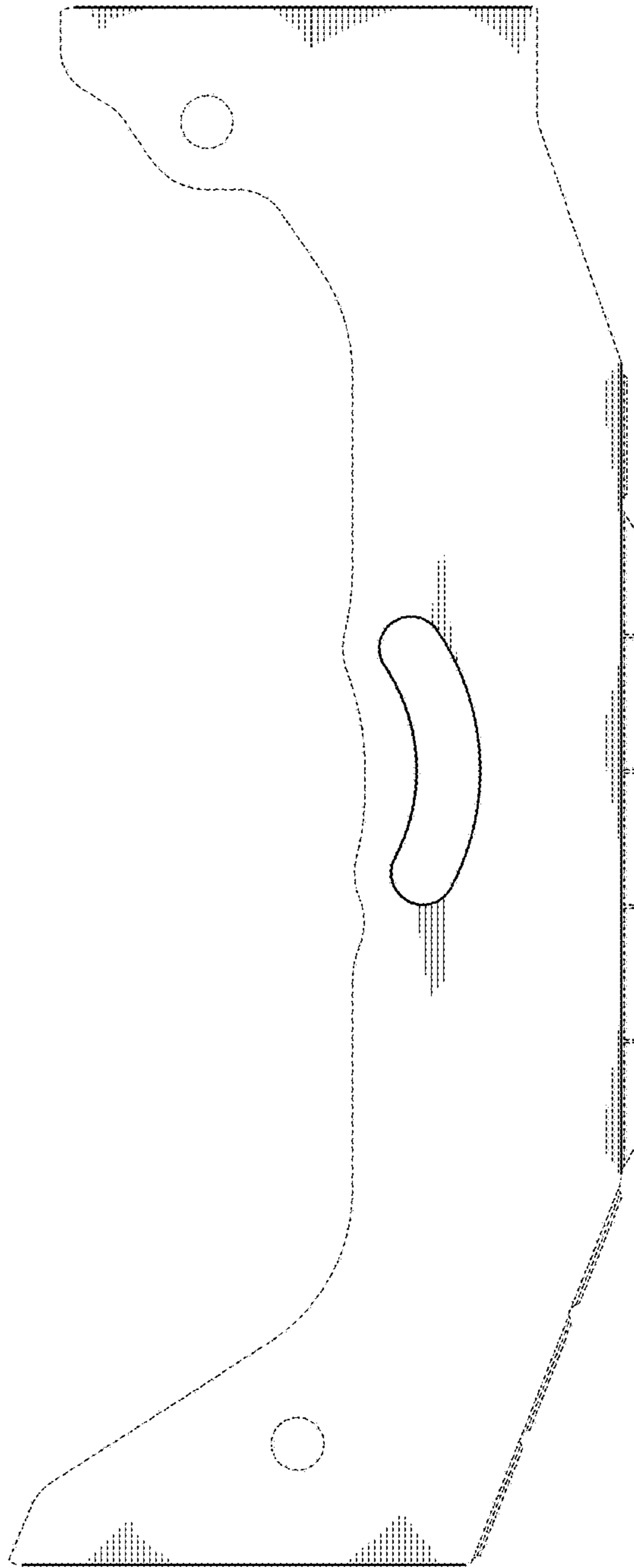


Fig. 2




Fig. 3

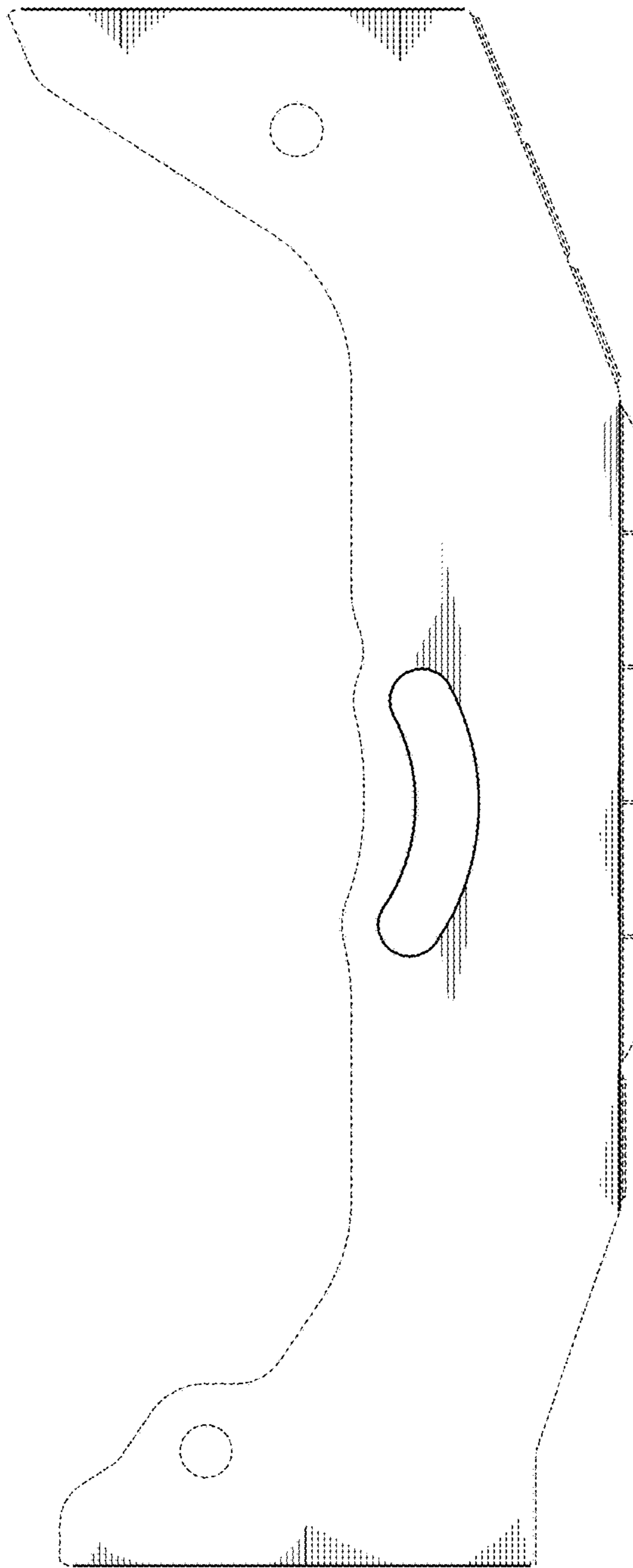


Fig. 4




Fig. 5



Fig. 6

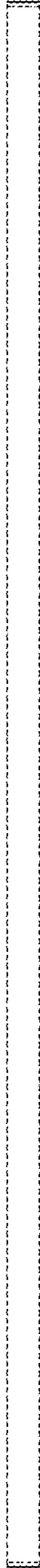


Fig. 7

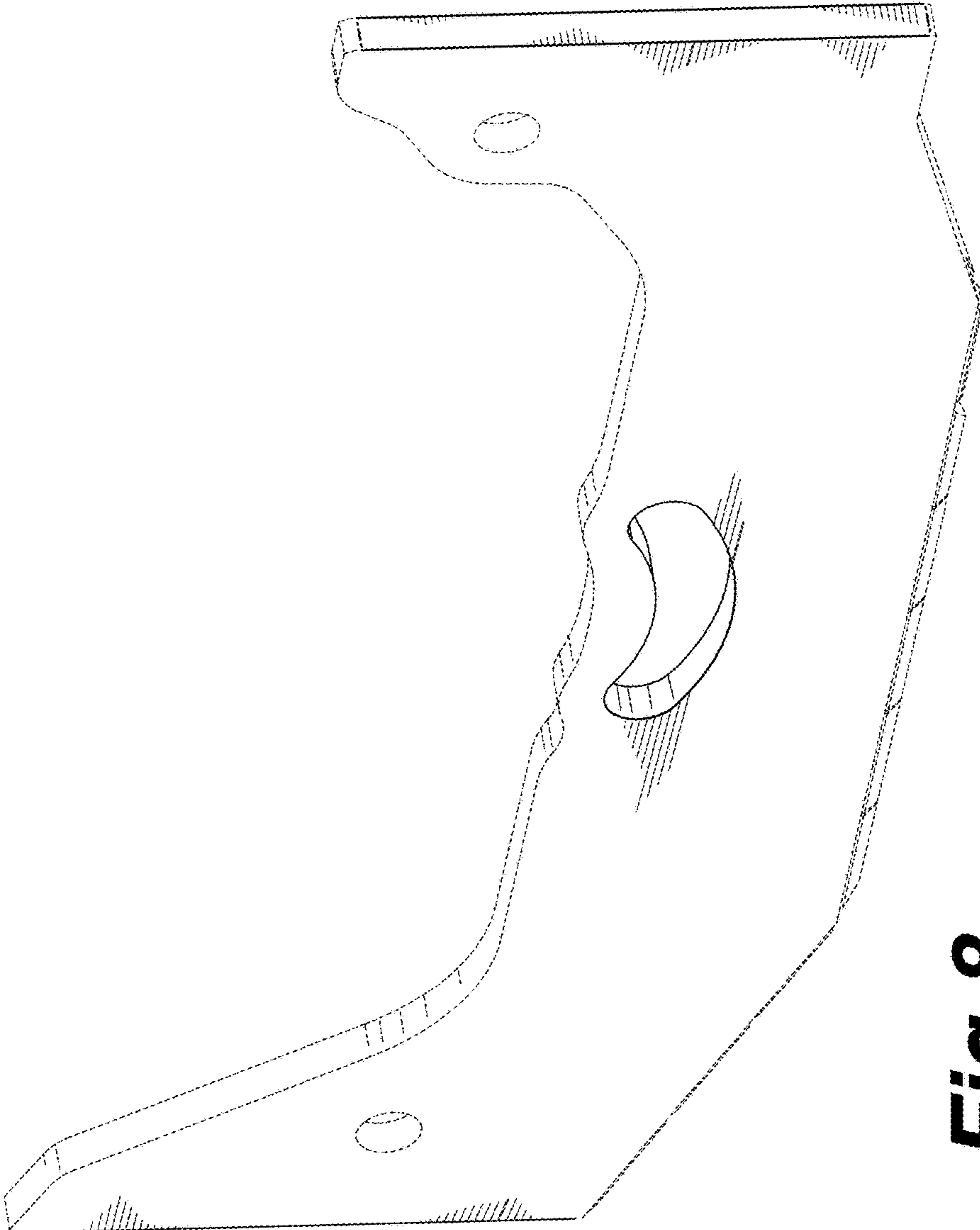


Fig. 8

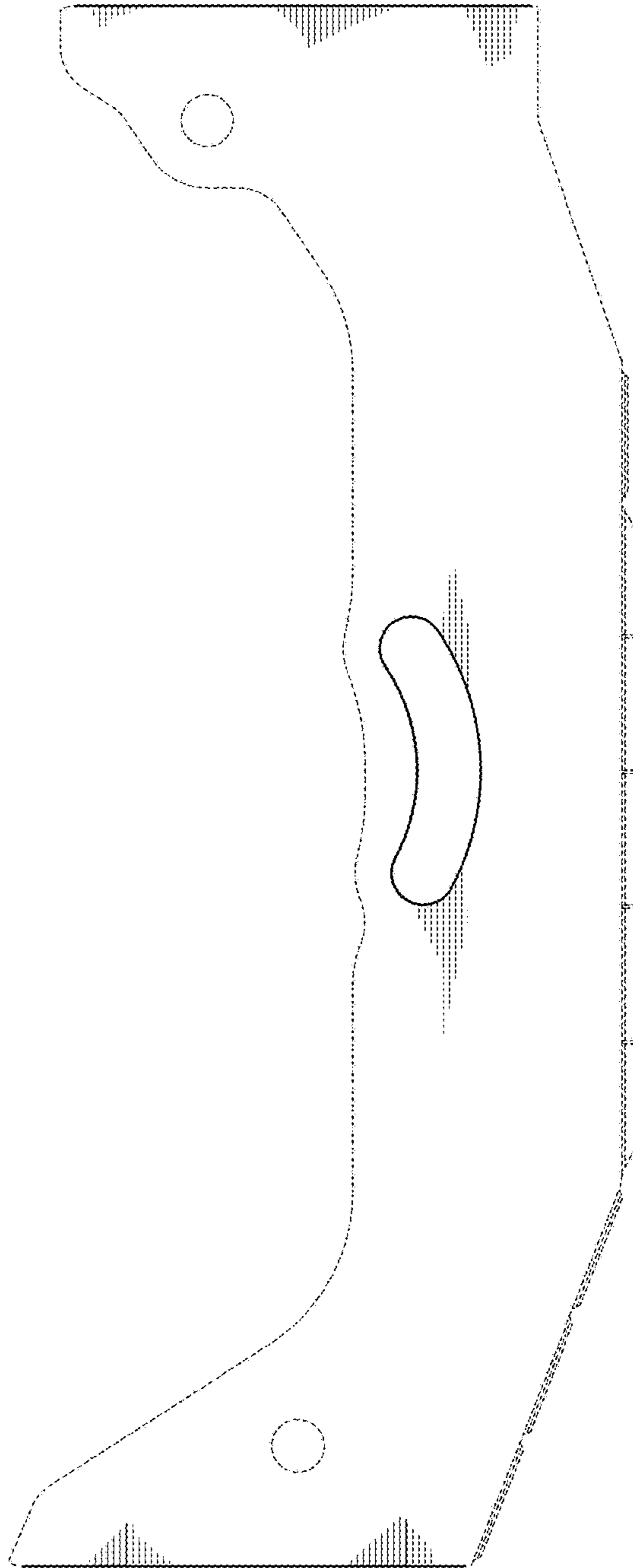


Fig. 9




Fig. 10

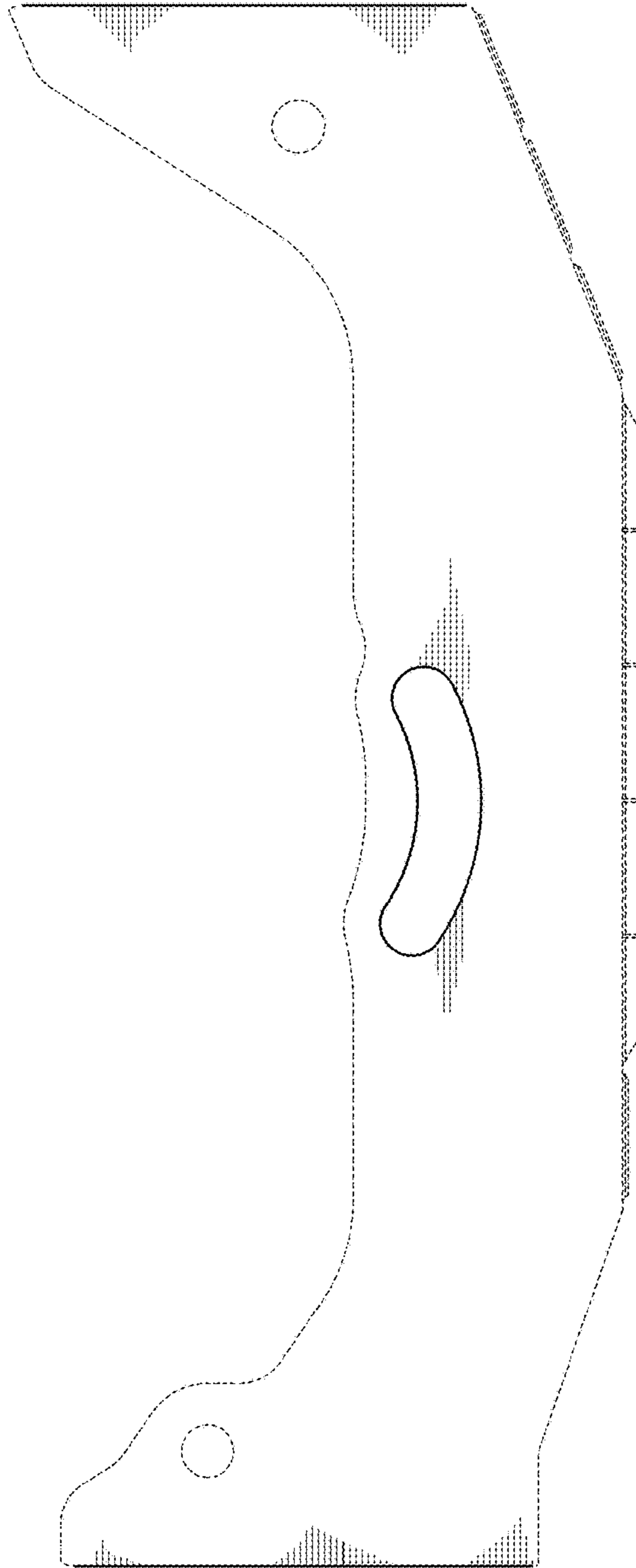


Fig. 11




Fig. 12

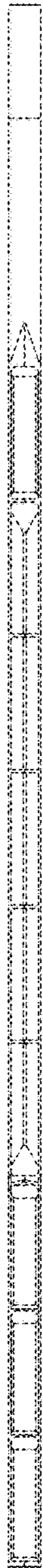


Fig. 13



Fig. 14

UNITED STATES PATENT AND TRADEMARK OFFICE
CERTIFICATE OF CORRECTION

PATENT NO. : D840,266 S
APPLICATION NO. : 29/644608
DATED : February 12, 2019
INVENTOR(S) : Felix-Antoine Laurence et al.

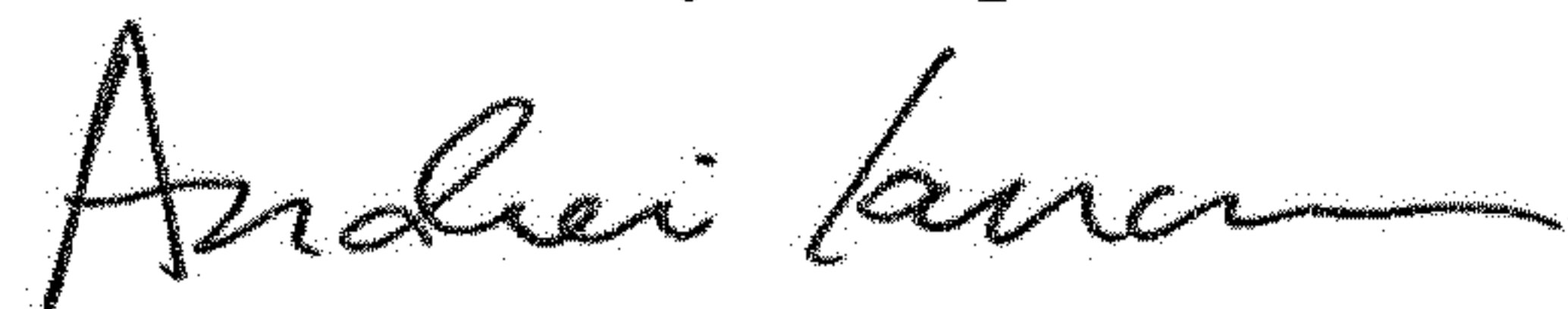
Page 1 of 1

It is certified that error appears in the above-identified patent and that said Letters Patent is hereby corrected as shown below:

On the Title Page

Item (54), "SNOW MOBILE SKI RUNNER" should read --SNOWMOBILE SKI RUNNER--

Signed and Sealed this
Second Day of April, 2019



Andrei Iancu
Director of the United States Patent and Trademark Office