

US00D840264S

(12) **United States Design Patent** (10) **Patent No.:** **US D840,264 S**  
**Ryan** (45) **Date of Patent:** **\*\* Feb. 12, 2019**

(54) **RAIL PLANTER**

(71) Applicant: **Classic Home & Garden, LLC,**  
Monroe, CT (US)

(72) Inventor: **Fred Joseph Ryan,** Monroe, CT (US)

(73) Assignee: **Classic Home & Garden, LLC,**  
Monroe, CT (US)

(\*\*) Term: **15 Years**

(21) Appl. No.: **29/571,928**

(22) Filed: **Jul. 22, 2016**

(51) **LOC (11) Cl.** ..... **11-02**

(52) **U.S. Cl.**  
USPC ..... **D11/155**

(58) **Field of Classification Search**  
USPC ..... D6/403, 404, 405, 556, 557, 558;  
D11/143, 144, 145, 146, 147, 148, 149,  
D11/150, 151, 152, 153, 154, 155, 156,  
D11/164; D26/9, 10, 11, 16, 19; D34/1,  
D34/2, 4, 5, 6; D99/5, 19  
CPC ..... A01G 27/06; A01G 9/02  
See application file for complete search history.

(56) **References Cited**

**U.S. PATENT DOCUMENTS**

D296,088 S \* 6/1988 Pouliot ..... D11/143  
D296,089 S \* 6/1988 Pouliot ..... D11/143  
4,850,136 A \* 7/1989 Vollers ..... A01G 9/02  
47/43  
5,177,899 A \* 1/1993 Powell ..... A01G 9/02  
248/214  
D367,243 S \* 2/1996 McAllister ..... D11/152  
D422,936 S \* 4/2000 Tsou ..... D11/152  
D539,998 S \* 4/2007 Andrade ..... D34/1  
D650,719 S \* 12/2011 Gretz ..... D11/155  
D653,162 S \* 1/2012 Moore ..... D11/155

D660,196 S \* 5/2012 Huang ..... D11/155  
8,312,674 B2 \* 11/2012 Adams ..... A01G 27/04  
47/66.7  
D710,245 S \* 8/2014 Mast ..... D11/155  
D804,134 S \* 11/2017 Boyea ..... D34/10  
2007/0084107 A1 \* 4/2007 Ganti ..... A01G 9/02  
47/39  
2011/0258928 A1 \* 10/2011 Adams ..... A01G 9/02  
47/79  
2017/0265407 A1 \* 9/2017 Kamimoto ..... A01G 22/00

**FOREIGN PATENT DOCUMENTS**

CA 172665 \* 1/2018

\* cited by examiner

*Primary Examiner* — Karen S Acker

*Assistant Examiner* — Steven B Reinholdt, Jr.

(74) *Attorney, Agent, or Firm* — Tutunjian & Bitetto, P.C.

(57) **CLAIM**

The ornamental design for the rail planter, as shown and described.

**DESCRIPTION**

This application is related to Design patent application Ser. Nos. 29/571,930 and 29/571,932, both filed concurrently herewith.

FIG. 1 is a perspective view showing a rail planter in accordance with a new design;

FIG. 2 is a front view thereof;

FIG. 3 is a rear view thereof;

FIG. 4 is a left side view thereof;

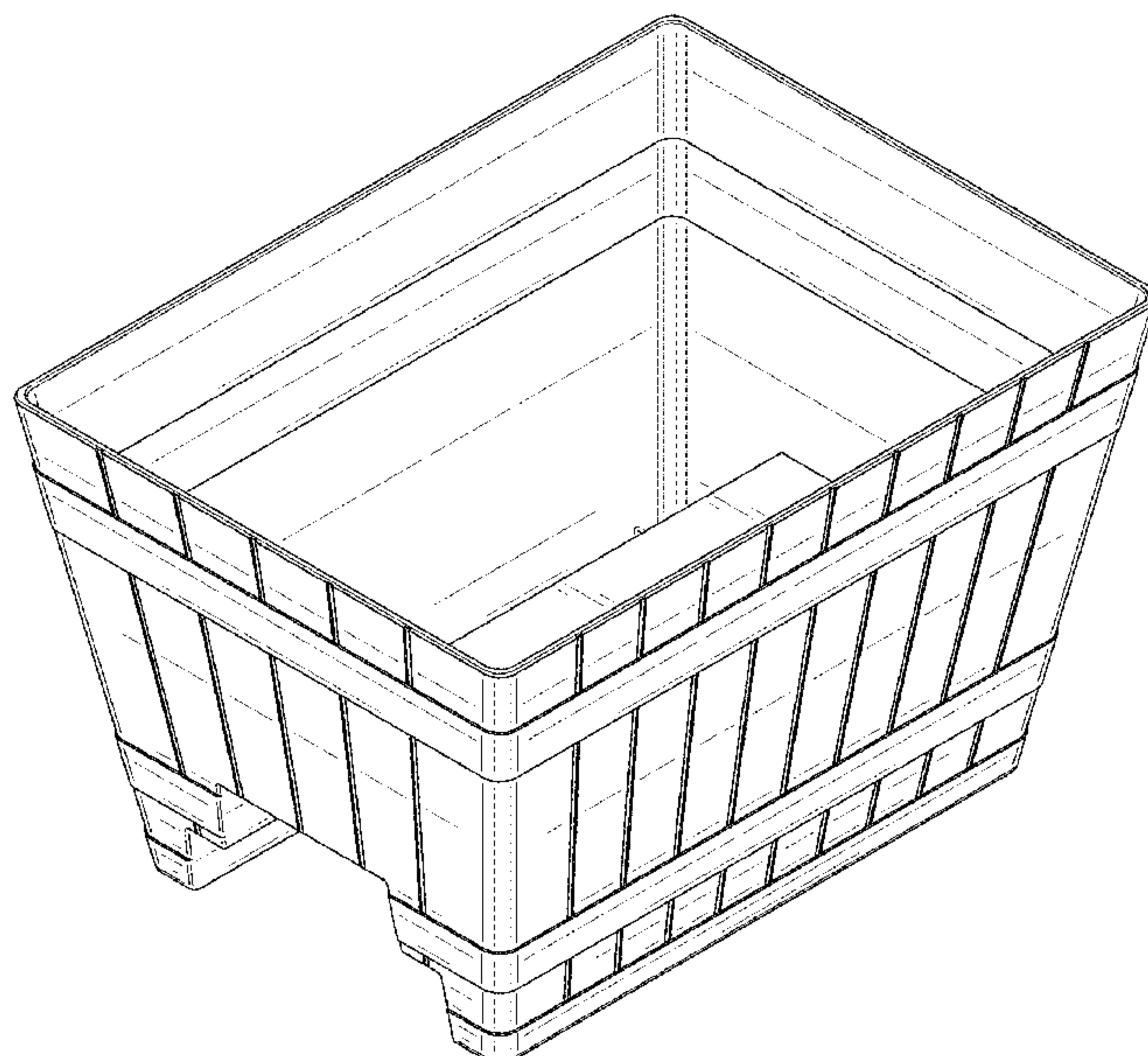
FIG. 5 is a right side view thereof;

FIG. 6 is a top view thereof; and,

FIG. 7 is a bottom view thereof.

The broken lines depict portions of the rail planter that form no part of the claim.

**1 Claim, 7 Drawing Sheets**



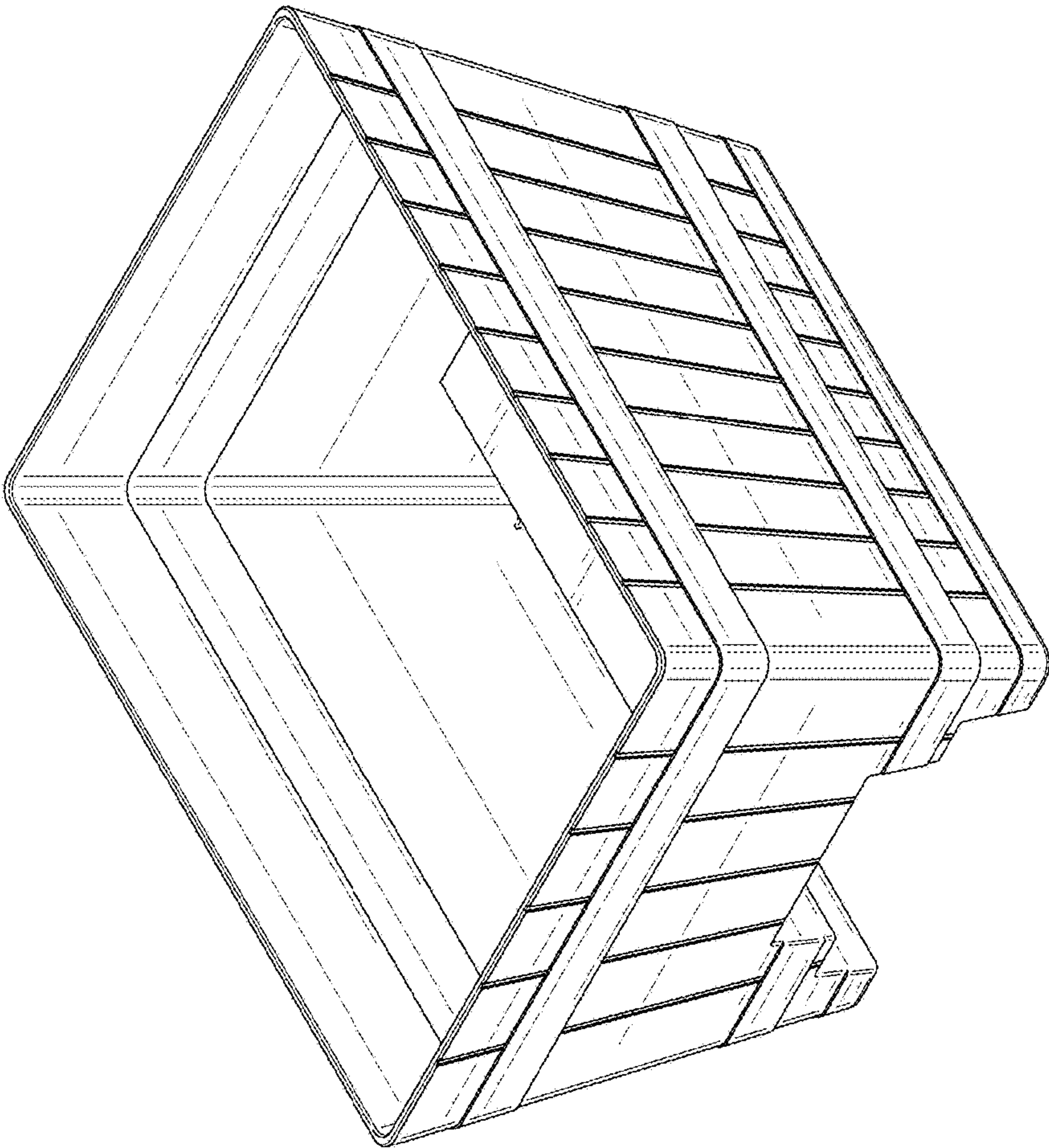


FIG. 1




FIG. 2






FIG. 3




FIG. 4




FIG. 5

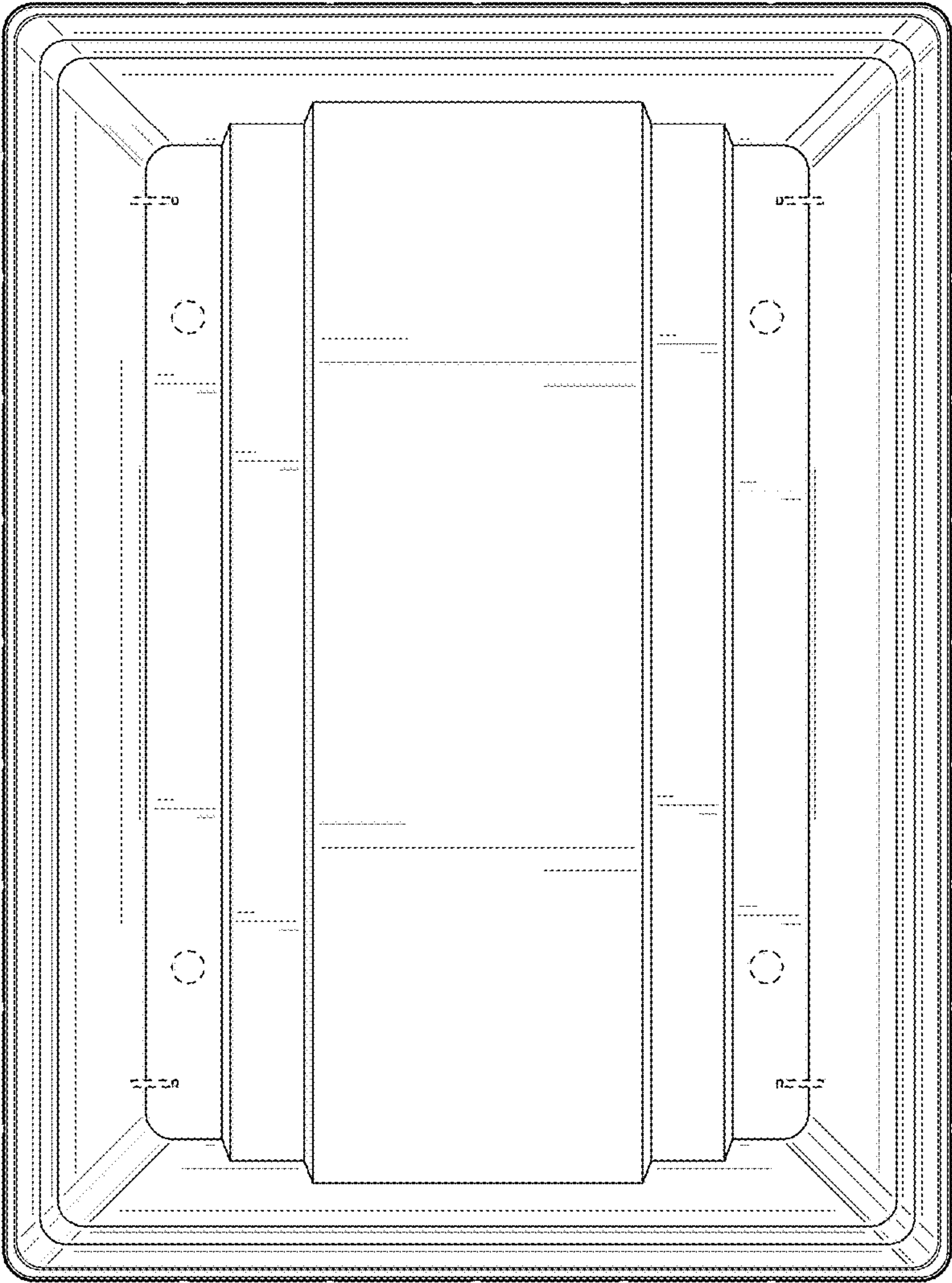


FIG. 6

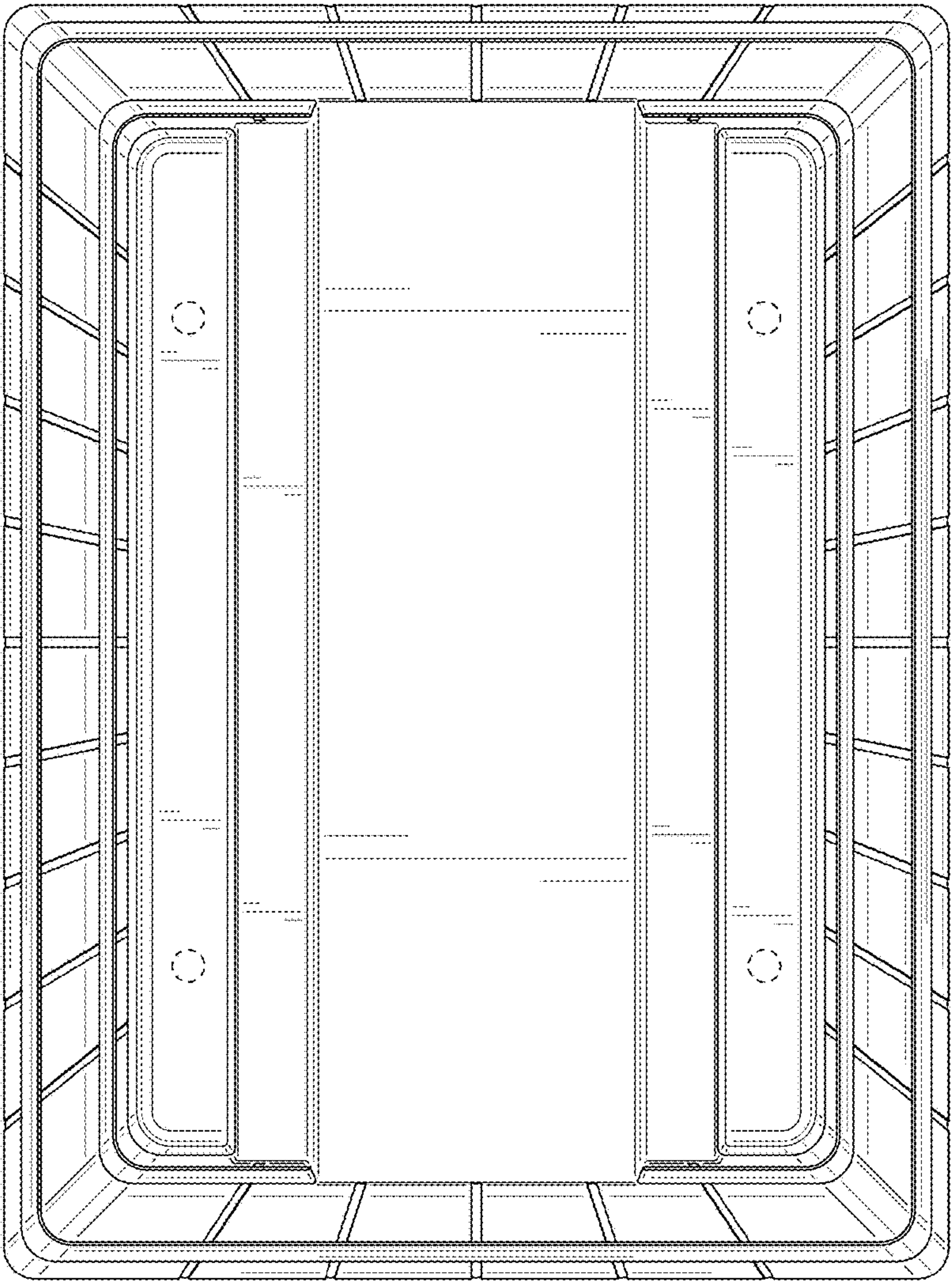


FIG. 7