



US00D840259S

(12) **United States Design Patent** (10) **Patent No.:** **US D840,259 S**  
**Rabassa et al.** (45) **Date of Patent:** **\*\* Feb. 12, 2019**

(54) **WATCH DIAL**

(56) **References Cited**

(71) Applicant: **Cartier International AG**, Steinhausen (CH)

U.S. PATENT DOCUMENTS

(72) Inventors: **Serge Rabassa**, Vessy (CH); **Sophie Boulangeot**, Geneva (CH)

D109,734 S *	5/1938	Rhodes	.....	D10/102
D621,735 S *	8/2010	Rabassa	.....	D10/125
D792,247 S *	7/2017	Davoli	.....	D10/30
D792,786 S *	7/2017	Davoli	.....	D10/30
D804,968 S *	12/2017	Rabassa	.....	D10/38
D809,937 S *	2/2018	Nishi	.....	D10/22
D823,153 S *	7/2018	Rabassa	.....	D10/122

(73) Assignee: **Cartier International AG**, Steinhausen (CH)

\* cited by examiner

(\*\*) Term: **15 Years**

*Primary Examiner* — Eric L Goodman

(21) Appl. No.: **29/612,868**

*Assistant Examiner* — Aula Soroush

(22) Filed: **Aug. 4, 2017**

(74) *Attorney, Agent, or Firm* — Taft Stettinius & Hollister LLP

(30) **Foreign Application Priority Data**

Feb. 10, 2017 (WO) ..... 2329001

(57) **CLAIM**

(51) **LOC (11) Cl.** ..... **10-07**

The ornamental design for a watch dial, as shown.

(52) **U.S. Cl.**

USPC ..... **D10/126**

(58) **Field of Classification Search**

USPC ..... D10/1-39, 65, 70, 122-132; D14/344, D14/138 R

CPC ... G04F 1/00; G04F 1/06; G04F 1/063; G04F 7/06; G04F 7/0861; G04F 7/0871; G04F 7/08; G04F 7/0804; G04F 7/0842; G04F 7/0876; G04F 19/00; G04F 19/02; G04F 19/04; G04F 19/06; G04F 19/08; G04F 19/26; G04F 19/24; G04F 39/00; G04F 39/002; G04F 39/004; G04F 39/006; A01G 25/165; B05B 12/02

See application file for complete search history.

**DESCRIPTION**

FIG. 1 is a front elevational view of a watch dial showing our new design;

FIG. 2 is a back elevational view thereof;

FIG. 3 is a right side elevational view thereof;


FIG. 4 is a left side elevational view thereof;

FIG. 5 is a bottom plan view thereof;

FIG. 6 is a top plan view thereof; and,

FIG. 7 is a front, right side perspective view thereof.

**1 Claim, 1 Drawing Sheet**






Fig. 1

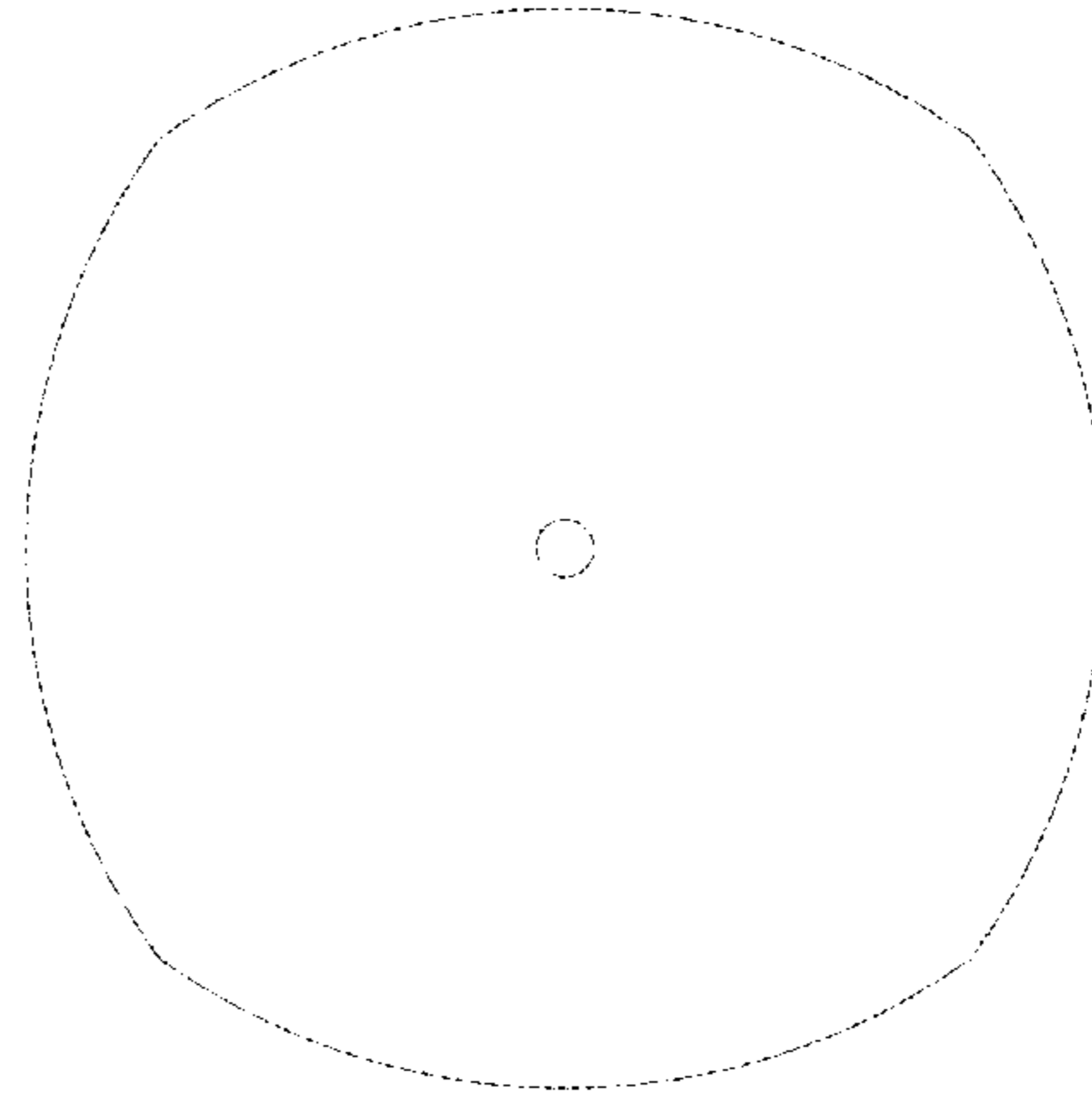


Fig. 2




Fig. 3

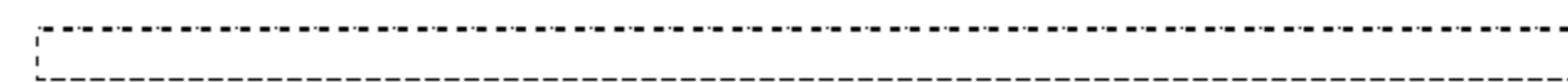


Fig. 4




Fig. 5




Fig. 6




Fig. 7