



US00D840246S

(12) **United States Design Patent**
Shalev et al.

(10) **Patent No.:** **US D840,246 S**

(45) **Date of Patent:** **** Feb. 12, 2019**

(54) **DUAL-DISPENSING CONTAINER**

(71) Applicants: **Maya Shalev**, Los Angeles, CA (US);
Ido Shalev, Los Angeles, CA (US)

(72) Inventors: **Maya Shalev**, Los Angeles, CA (US);
Ido Shalev, Los Angeles, CA (US)

(**) Term: **15 Years**

(21) Appl. No.: **29/637,448**

(22) Filed: **Feb. 19, 2018**

Related U.S. Application Data

(62) Division of application No. 29/568,069, filed on Jun. 15, 2016, now Pat. No. Des. 810,581.

(51) **LOC (11) Cl.** **09-01**

(52) **U.S. Cl.**
USPC **D9/684; D9/688; D9/728**

(58) **Field of Classification Search**
USPC D9/682-694, 500-505, 719, 723-729,
D9/741, 743-747, 529, 537-575, 414,
D9/417, 418, 424, 425, 428, 434-436,
D9/443-448; D28/76, 77, 82, 86, 88, 89,
D28/91.1

CPC B65D 1/00; B65D 1/0223; B65D 1/023;
B65D 1/0246; B65D 1/04; B65D 1/06;
B65D 1/40; B65D 11/04; B65D 11/20;
B65D 21/00; B65D 21/02; B65D
21/0209; B65D 81/3205; B65D 83/14;
B65D 83/16; B65D 83/20; B65D 83/205;
B65D 83/207; B65D 83/28; B65D 83/38;
B65D 83/384; B65D 83/40; B05B 11/00;
B05B 11/0005; B05B 11/0027; B05B
11/0035; B05B 11/0037; B05B 11/0054;
B05B 11/0056; B05B 11/0078; B05B
11/02; B05B 11/30-11/3098; A45D
34/00-34/06; A45D 2034/002; A45D
2034/005; A45D 2034/007; A45D
2200/00-2200/058

See application file for complete search history.

(56) **References Cited**

U.S. PATENT DOCUMENTS

D58,909	S	*	9/1921	Hyatt	D9/447
D189,632	S	*	1/1961	Mita	D9/746
3,870,186	A	*	3/1975	Reinhard	A45D 34/046 132/218
D278,121	S	*	3/1985	Sussman	D9/504
D289,143	S	*	4/1987	Guillaume	D9/445
D296,764	S	*	7/1988	Riach	D9/503
D337,939	S	*	8/1993	Smith, Jr.	D9/529
D339,985	S	*	10/1993	Tarte	D9/447
D344,017	S	*	2/1994	Lang	D9/504
D357,584	S	*	4/1995	Swingler	D28/88
5,460,300	A	*	10/1995	Tritsch	B05B 9/0822 222/401
5,586,694	A	*	12/1996	Breidenbach	A45D 34/02 222/183
5,803,268	A	*	9/1998	Levy	A45D 34/00 132/315
D421,390	S	*	3/2000	DuGrenier	D9/684

(Continued)

Primary Examiner — Catherine A Tuttle

(74) *Attorney, Agent, or Firm* — K&L Gates LLP

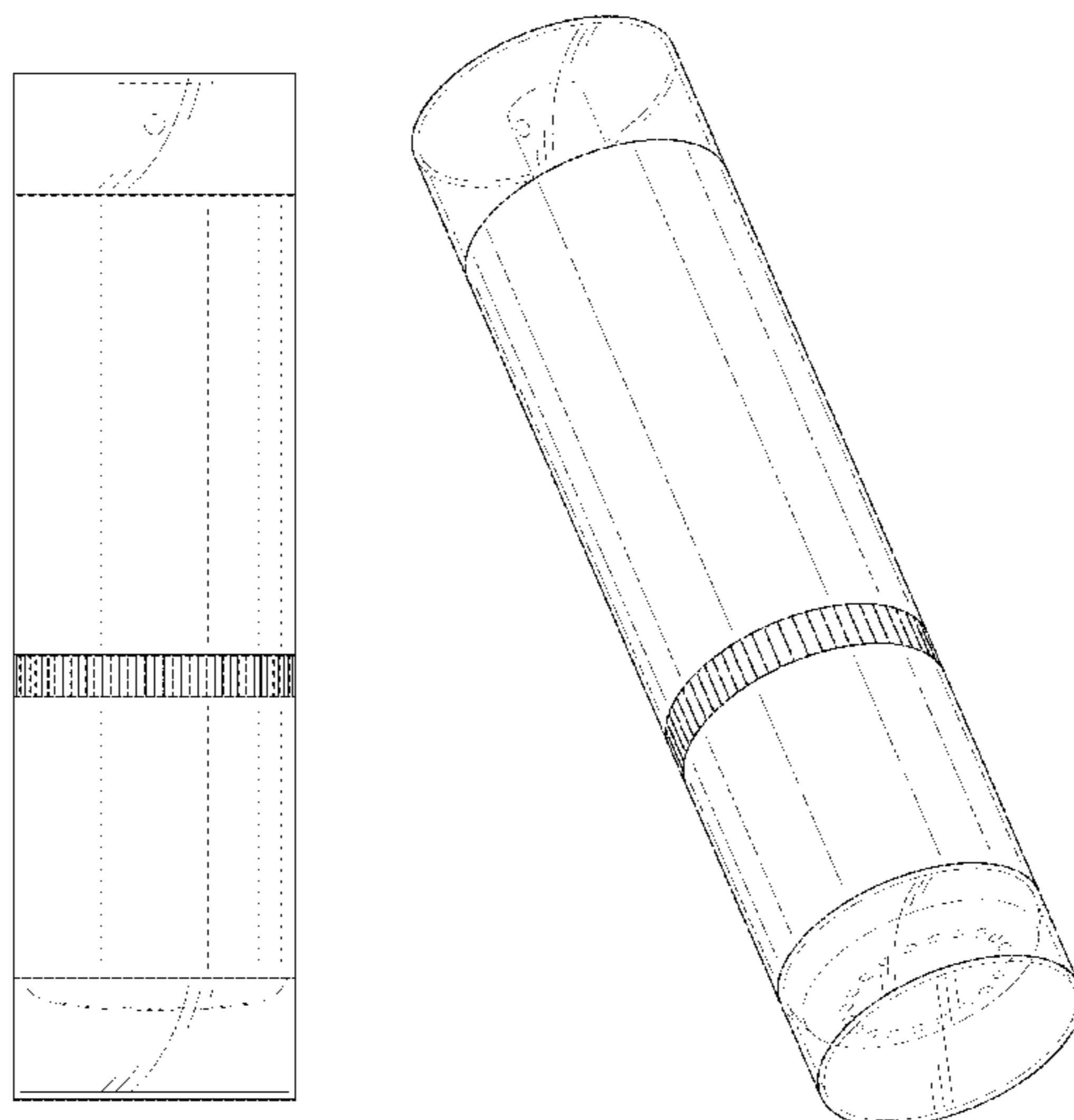
(57) **CLAIM**

The ornamental design for a dual-dispensing container, as shown and described.

DESCRIPTION

FIG. 1 is a front elevational view of the dual dispensing container showing our new design;
FIG. 2 is a left side elevational view thereof;
FIG. 3 is a right side elevational view thereof;
FIG. 4 is a top plan view thereof;
FIG. 5 is a bottom plan view thereof;
FIG. 6 is a top front perspective view thereof; and,
FIG. 7 is a bottom front and side perspective view thereof.

1 Claim, 6 Drawing Sheets



(56)

References Cited

U.S. PATENT DOCUMENTS

D422,748 S * 4/2000 Lang D19/117
 D430,705 S * 9/2000 Lang D28/89
 D438,469 S * 3/2001 Breidenbach D9/504
 6,196,423 B1 * 3/2001 Erxleben B05B 11/0027
 222/153.09
 6,231,258 B1 * 5/2001 Kingsley A46B 7/023
 401/123
 6,394,987 B1 * 5/2002 Sandlin A61L 2/18
 206/362
 D473,974 S * 4/2003 Fuller D28/77
 D482,271 S * 11/2003 Angeletta D9/725
 D493,369 S * 7/2004 Murphy D9/529
 D555,835 S * 11/2007 Song D28/76
 D573,888 S * 7/2008 Pascalie D9/504
 D578,894 S * 10/2008 Seum D9/504
 D588,751 S * 3/2009 Mongeon D28/76
 D592,523 S * 5/2009 Padain D9/689
 D595,577 S * 7/2009 Uneno D28/76

D601,311 S * 9/2009 DeSeguirant, Jr. D30/160
 D614,493 S * 4/2010 Creed D9/503
 D641,635 S * 7/2011 Treadway D9/539
 D708,961 S * 7/2014 Jung D9/723
 D725,490 S * 3/2015 Grosso D9/726
 D745,742 S * 12/2015 Betts D28/7
 D766,097 S * 9/2016 Lee D9/690
 D810,581 S * 2/2018 Shalev D9/684
 9,968,532 B2 * 5/2018 Adelson A61K 8/35
 2002/0014253 A1 * 2/2002 Bengis A45D 40/18
 132/297
 2002/0158081 A1 * 10/2002 Nir B65D 81/3205
 222/94
 2003/0152410 A1 * 8/2003 Huang A45D 40/24
 401/19
 2016/0039582 A1 * 2/2016 Hui A45D 34/00
 206/457
 2016/0052662 A1 * 2/2016 Liston B05B 11/0037
 215/43
 2017/0006997 A1 * 1/2017 Langdon A45D 34/00
 2017/0050200 A1 * 2/2017 Thompson B65D 83/00

* cited by examiner

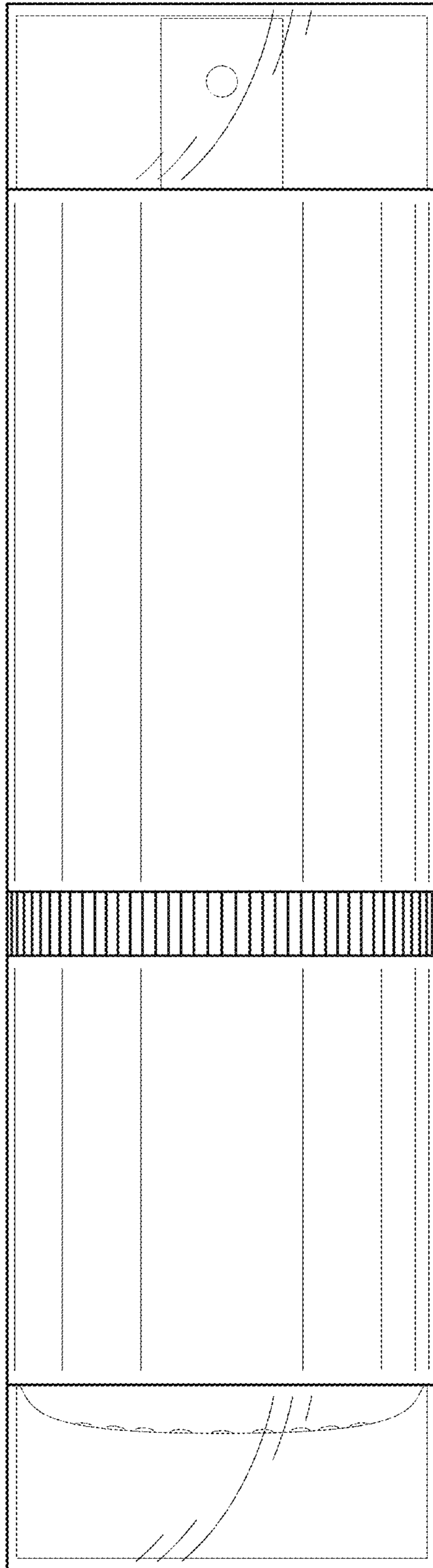


FIG. 1

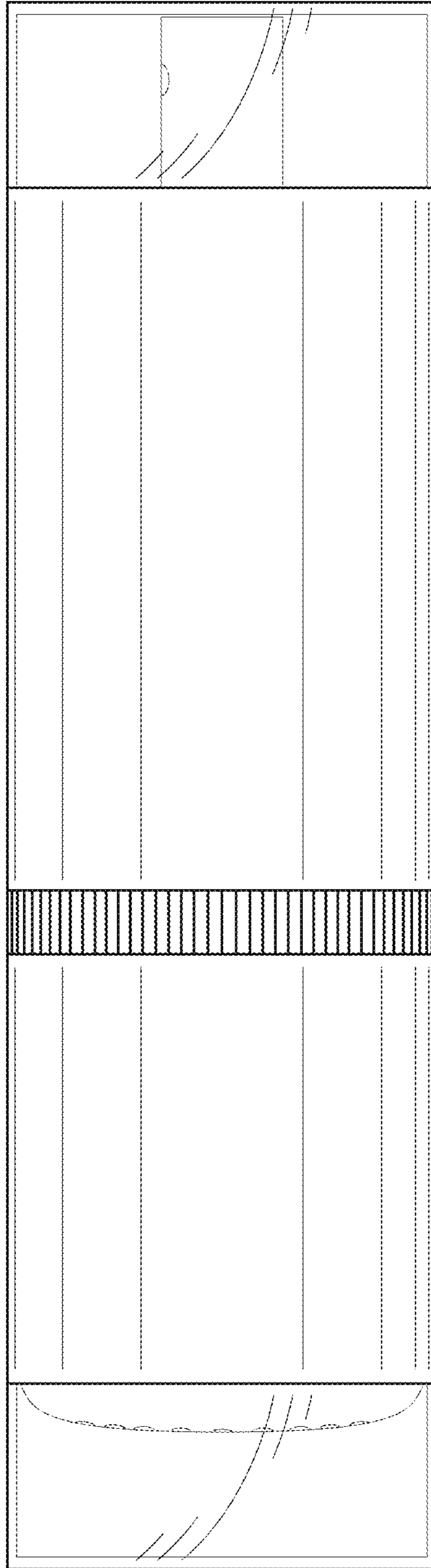


FIG. 2

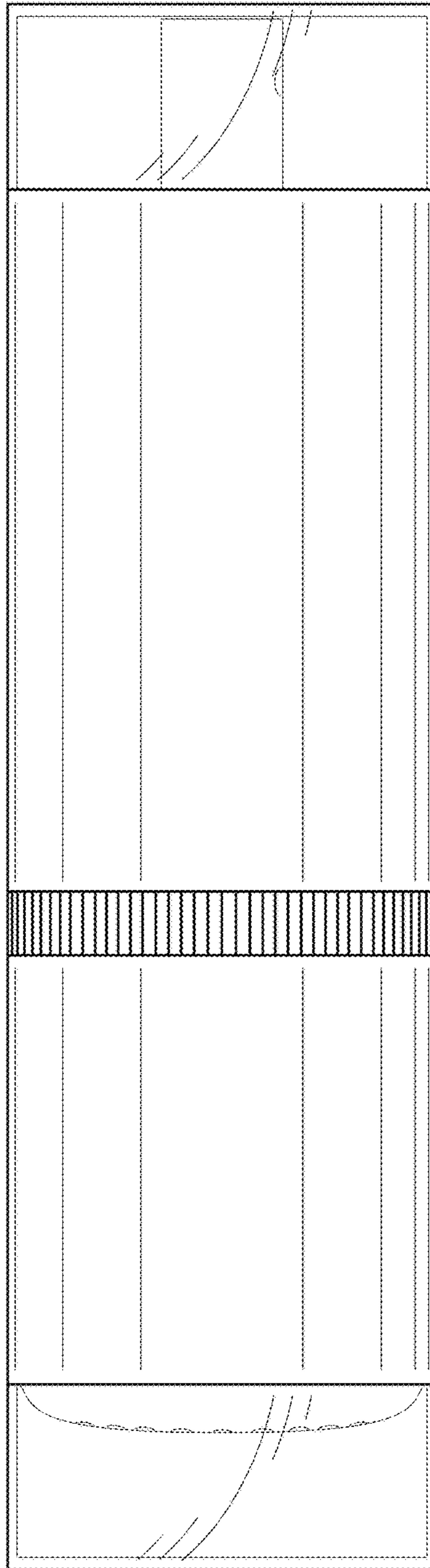


FIG. 3

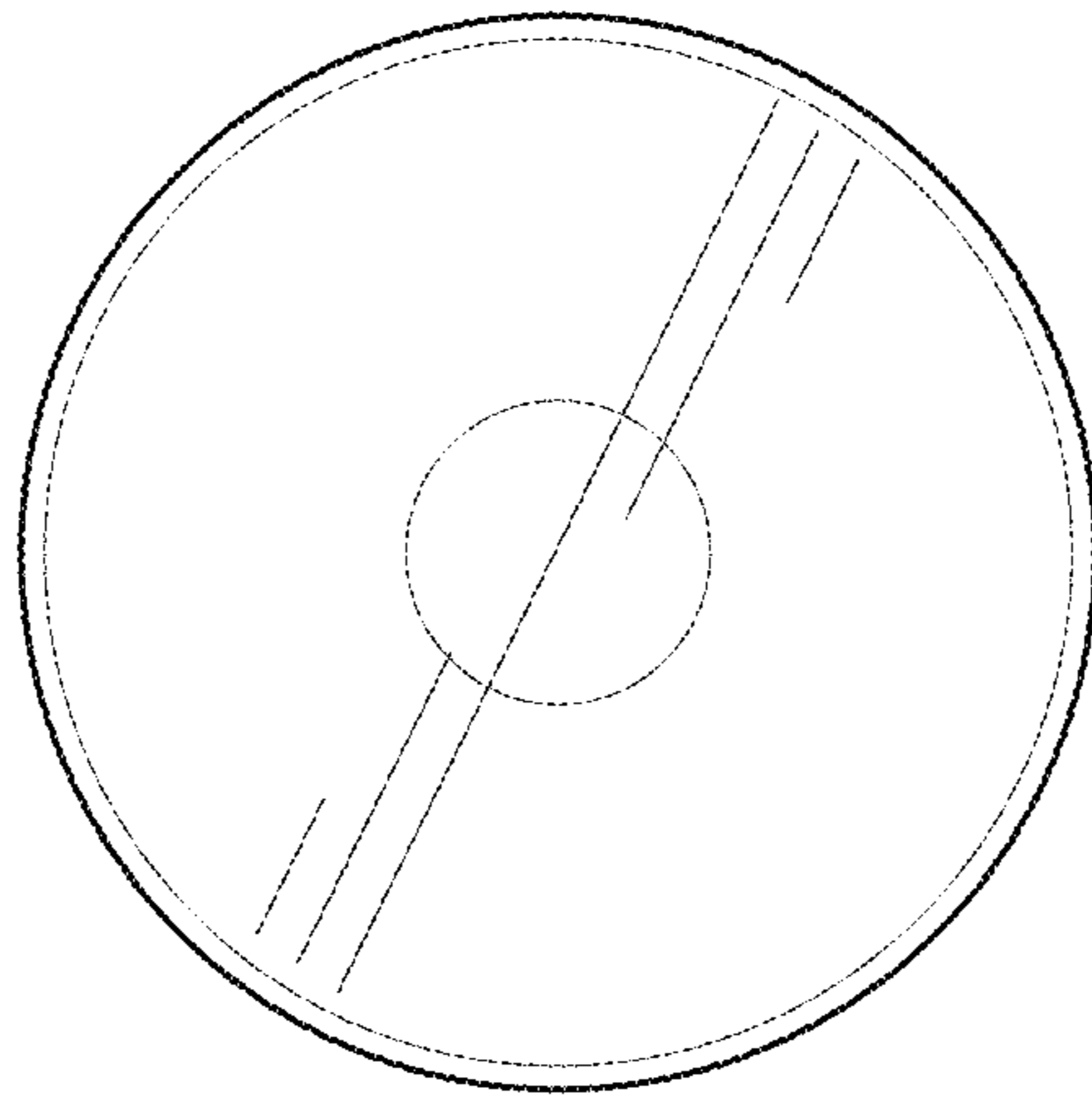


FIG. 4

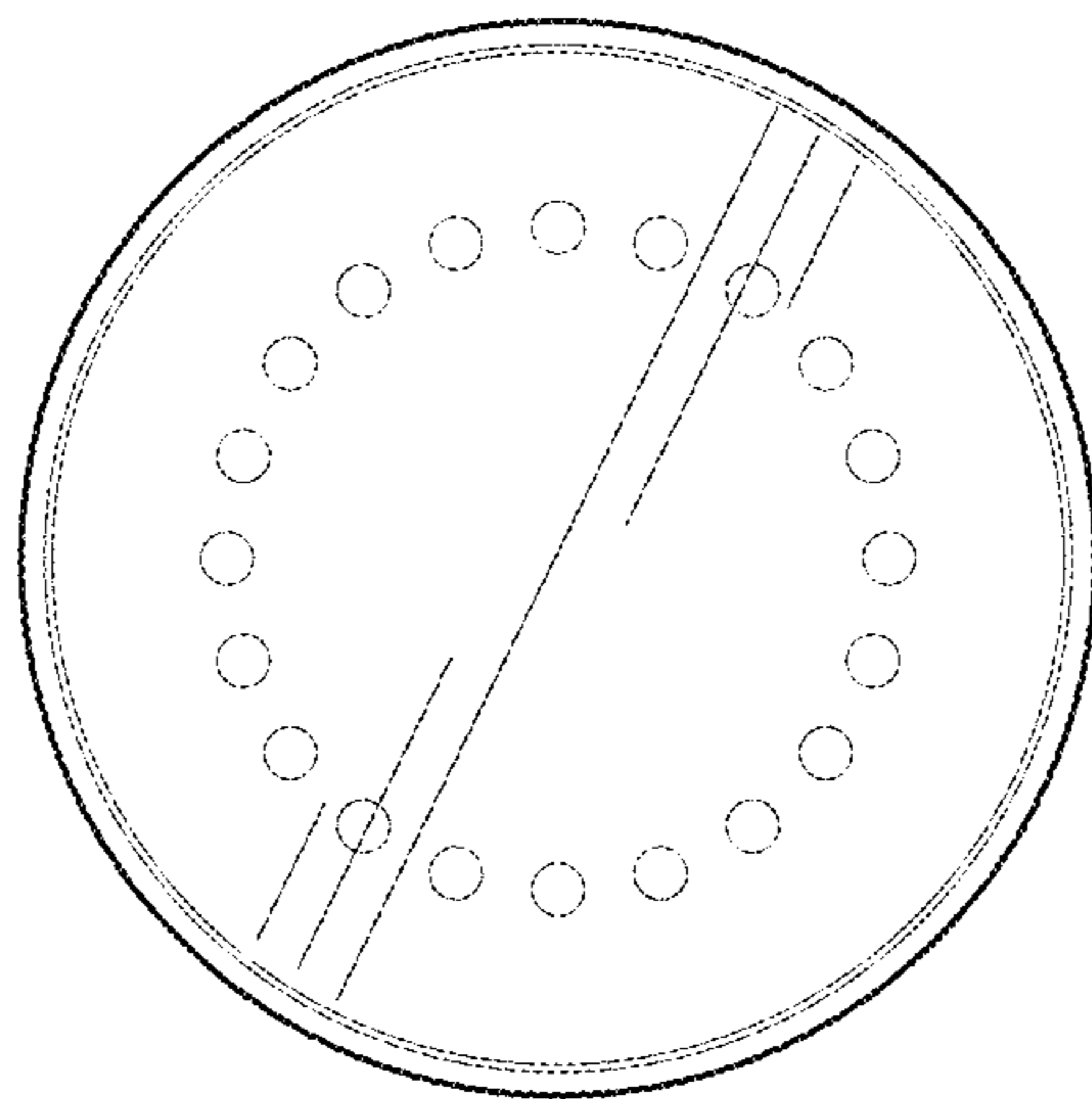


FIG. 5

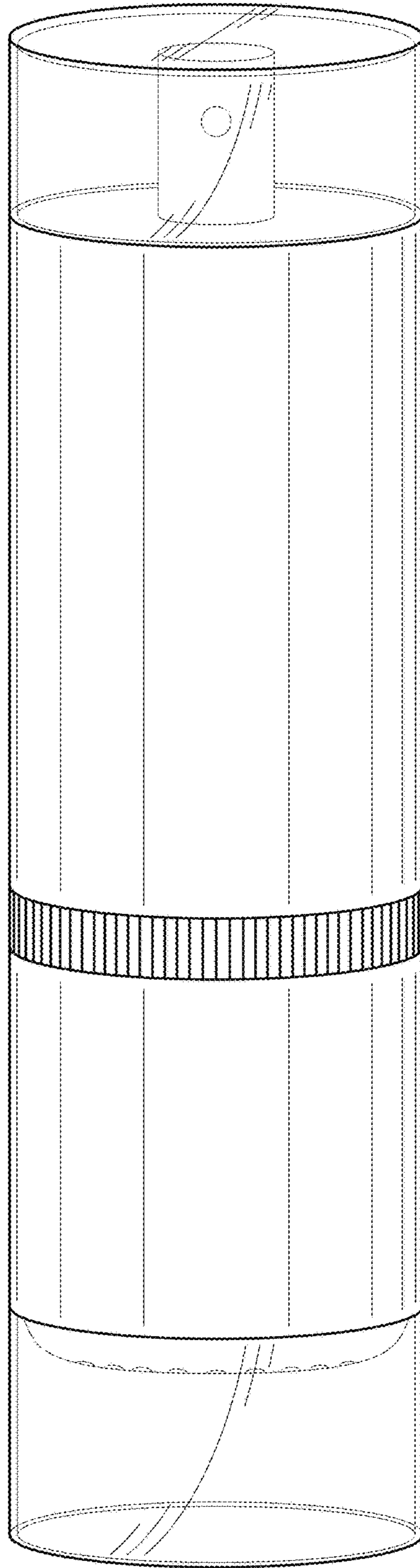


FIG. 6

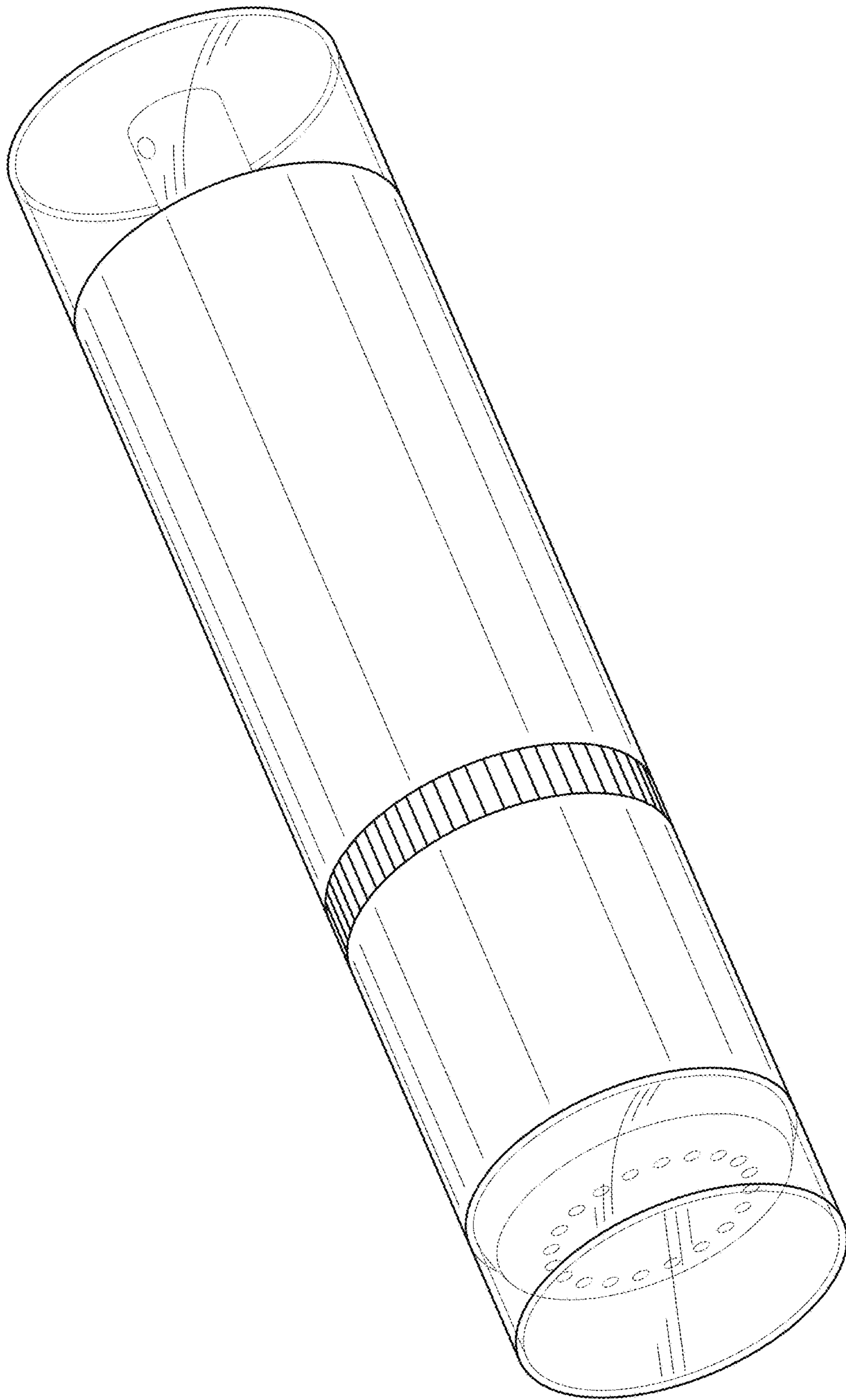


FIG. 7