



US00D840222S

(12) **United States Design Patent**
Knapp

(10) **Patent No.:** **US D840,222 S**

(45) **Date of Patent:** **** Feb. 12, 2019**

(54) **PACKAGE**

(71) Applicant: **Dollar Shave Club, Inc.**, Marina Del Rey, CA (US)

(72) Inventor: **Matthew Knapp**, Marina Del Rey, CA (US)

(73) Assignee: **DOLLAR SHAVE CLUB, INC.**, Marina Del Rey, CA (US)

(**) Term: **15 Years**

(21) Appl. No.: **29/621,678**

(22) Filed: **Oct. 10, 2017**

(51) **LOC (11) Cl.** **09-03**

(52) **U.S. Cl.**
USPC **D9/426**

(58) **Field of Classification Search**
USPC D9/414, 420, 423, 424, 425-429, 432;
D7/629, 630, 641
CPC B65D 2543/00296; B65D 81/3453; B65D
43/162; B65D 2543/00101; B65D
2543/00194; B65D 1/0207; B65D 43/02;
B65D 2543/00648; B65D 1/40; B65D
2301/20; B65D 2543/00759; B65D 25/54;
B65D 21/0222; B65D 2543/00203; B65D
2543/00425; B65D 43/169; B65D
2501/0036; B65D 11/20; B65D
2519/00034; B65D 2519/00069; B65D
2519/00139; B65D 2519/00268; B65D
2519/00288; B65D 2519/00318; B65D
5/68; B65D 75/522

See application file for complete search history.

(56) **References Cited**

U.S. PATENT DOCUMENTS

D195,602 S * 7/1963 Bostrom D9/760
5,857,583 A * 1/1999 Chantaca A47G 19/065
206/564

D591,174 S * 4/2009 Larson D9/425
D599,654 S * 9/2009 Kosaka D9/415
D628,058 S * 11/2010 Beaty D9/415
8,091,731 B2 * 1/2012 Kidd B65D 43/162
220/4.23
D668,950 S * 10/2012 Sanfilippo D9/423
D683,210 S * 5/2013 Cox D9/420
8,584,841 B1 * 11/2013 Tieggs B65D 75/323
206/232
D749,412 S * 2/2016 Hu D9/426
D752,430 S * 3/2016 Stevenson D9/425
D823,106 S * 7/2018 Lam D9/426
2005/0173286 A1 * 8/2005 Hansen B65D 77/006
206/472
2005/0247581 A1 * 11/2005 Begim B65D 75/32
206/232
2012/0031921 A1 * 2/2012 Cadiente B65D 43/162
220/835

* cited by examiner

Primary Examiner — Lauren R Calve

(74) *Attorney, Agent, or Firm* — DLA Piper LLP (US)

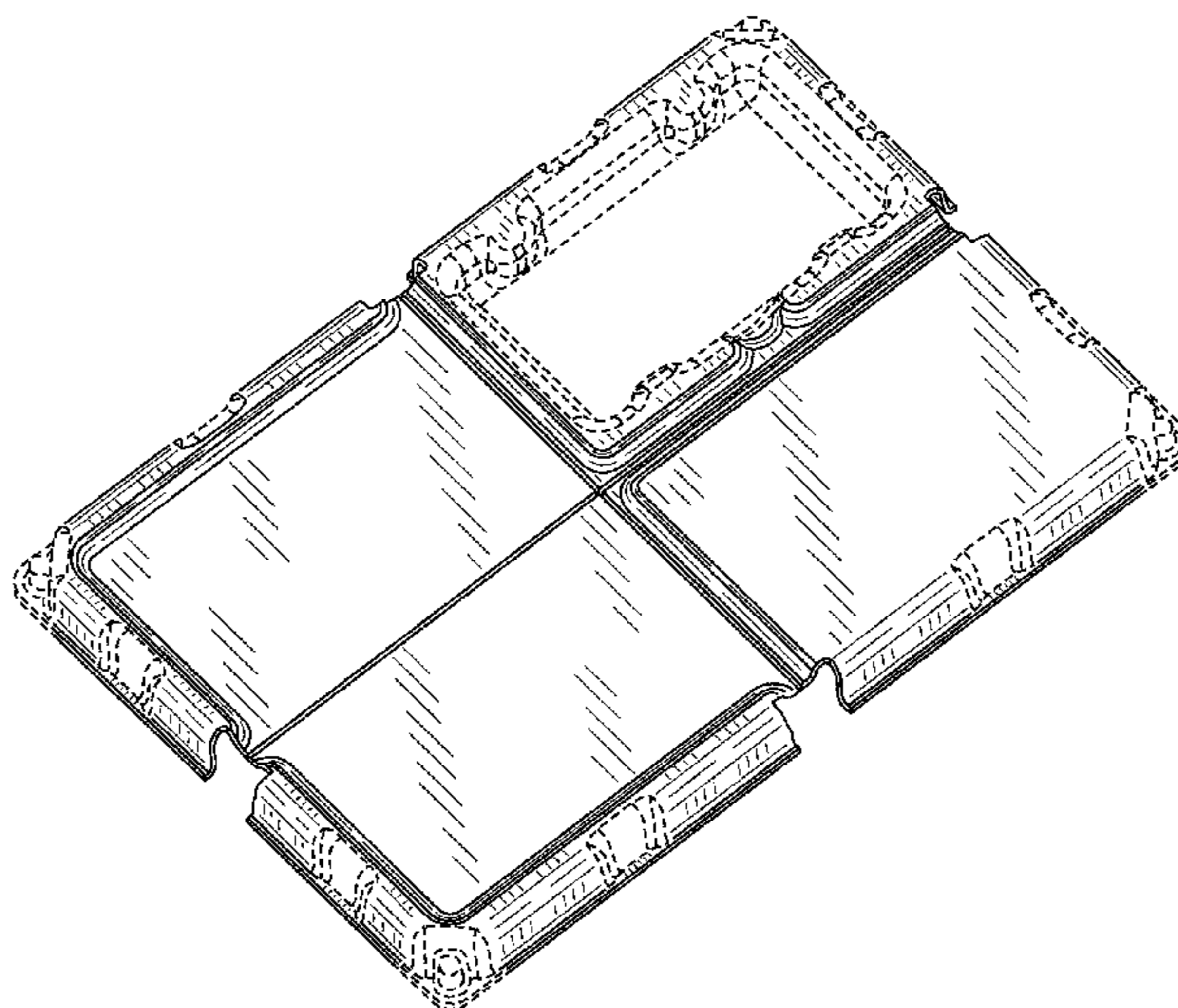
(57) **CLAIM**

I claim the ornamental design for a package, as shown and described.

DESCRIPTION

FIG. 1 is a perspective view of a package showing my new design;
FIG. 2 is a top plan view thereof;
FIG. 3 is a bottom plan view thereof;
FIG. 4 is a side elevational view thereof; and,
FIG. 5 is another side elevational view thereof.
All broken lines are directed to environment and are for illustrative purposes only; the broken lines form no part of the claimed design.

1 Claim, 5 Drawing Sheets



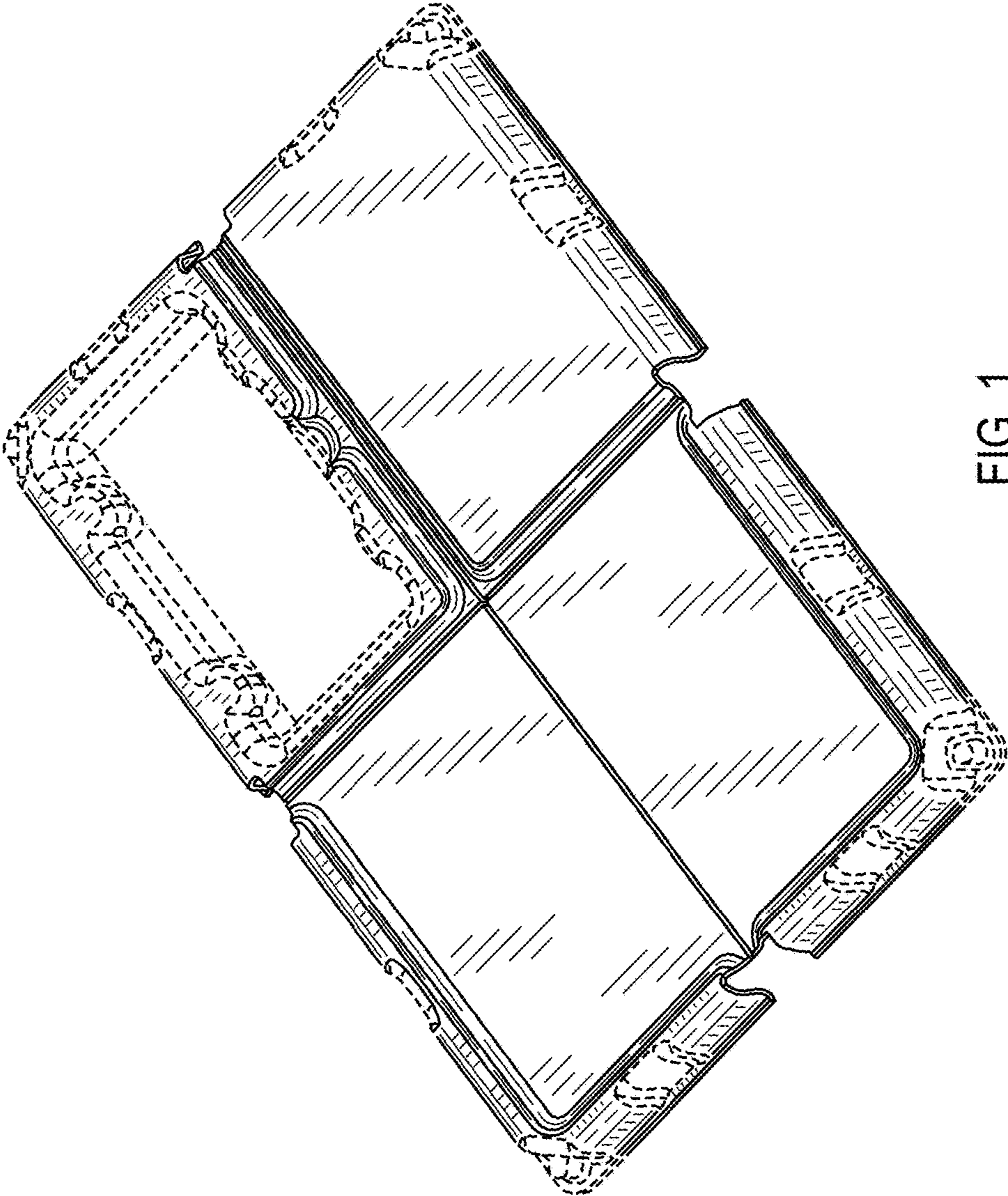


FIG. 1

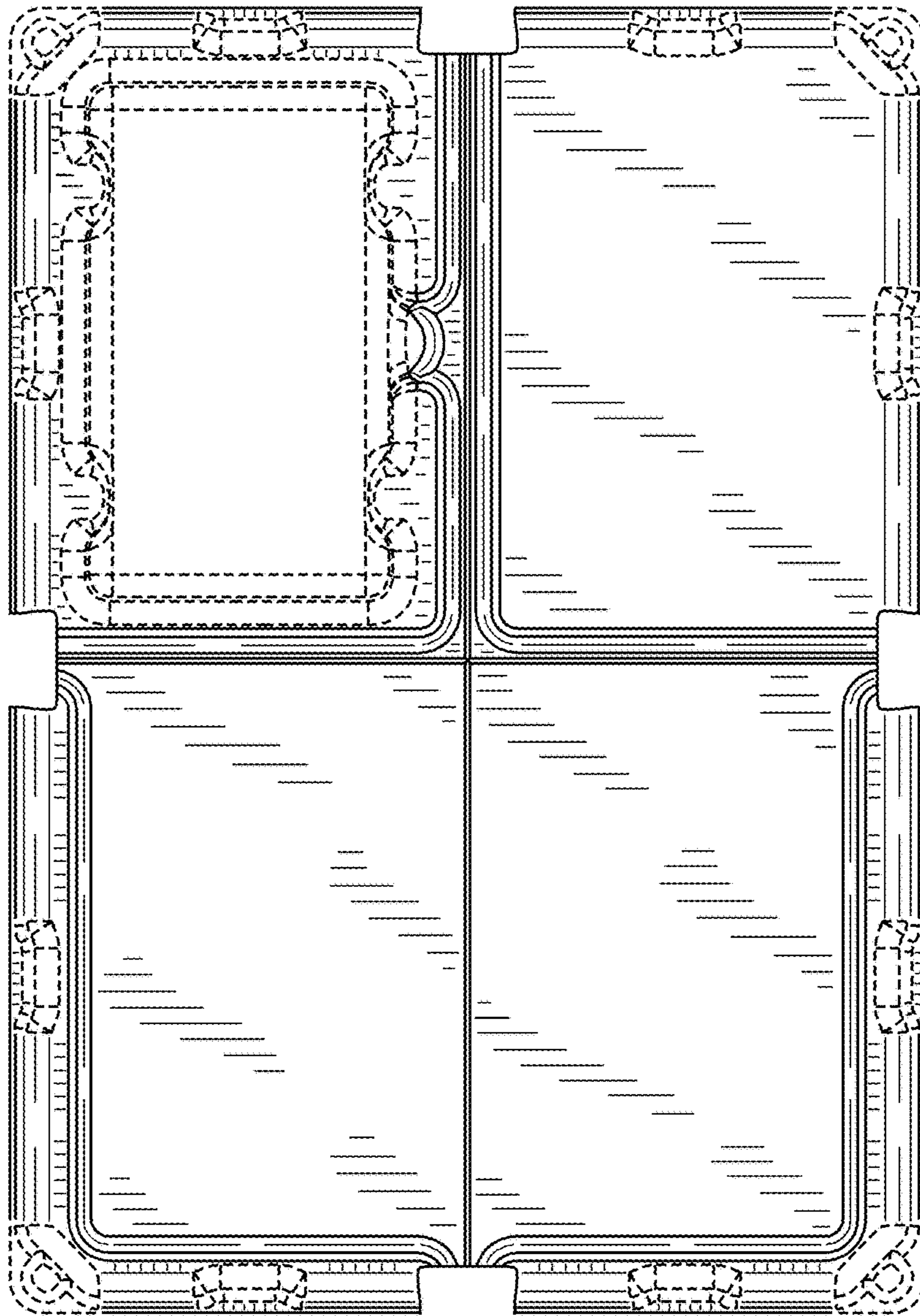


FIG. 2

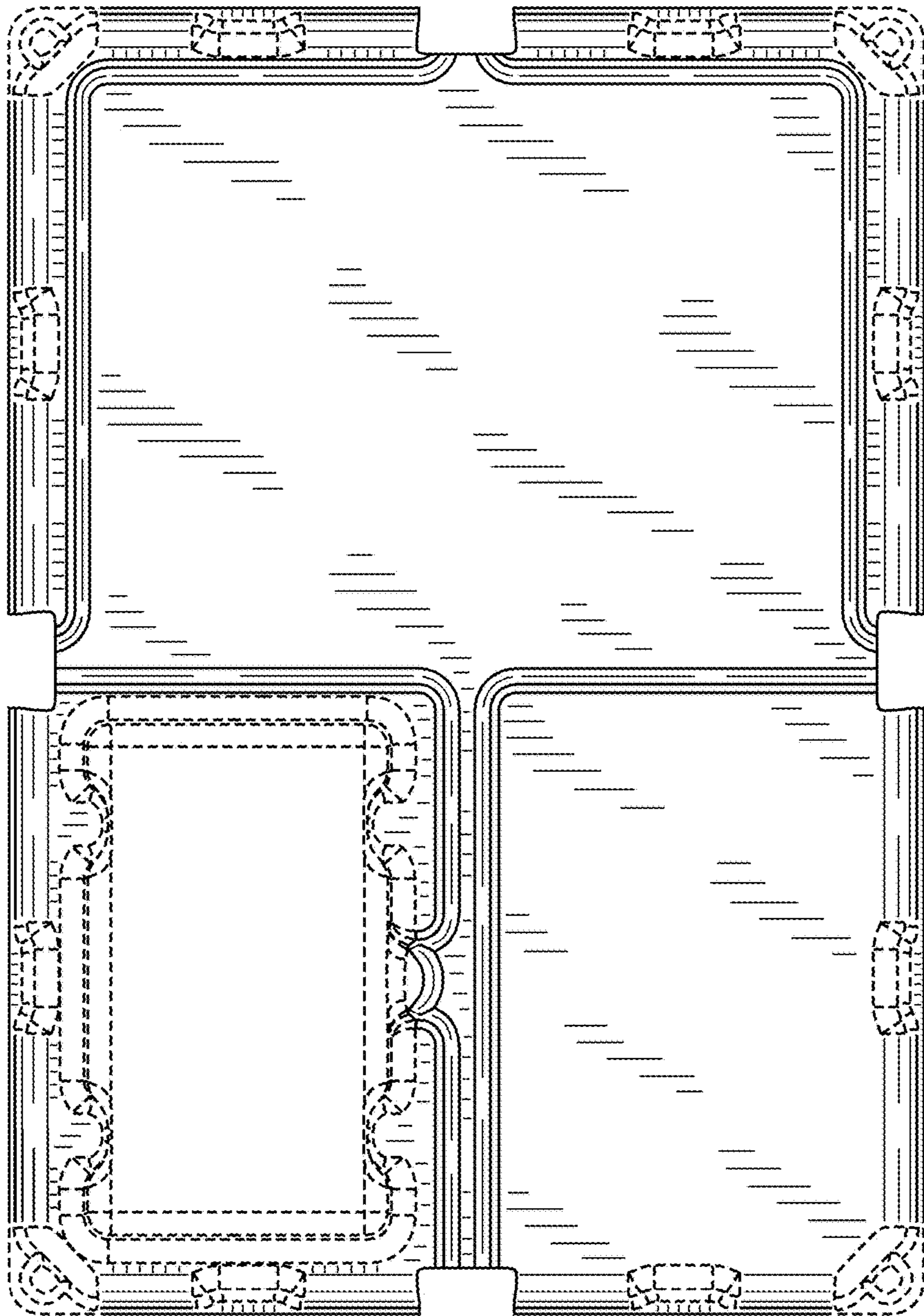


FIG. 3

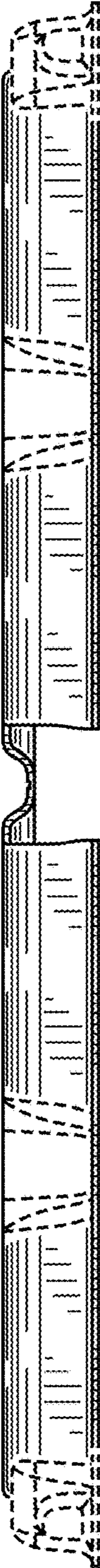


FIG. 4

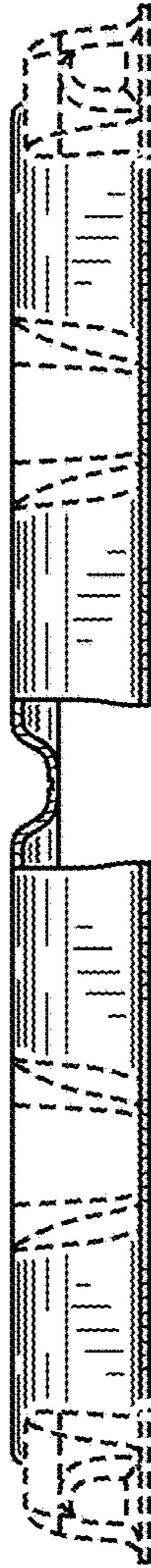


FIG. 5