



US00D840214S

(12) **United States Design Patent** (10) **Patent No.:** **US D840,214 S**  
**Leites et al.** (45) **Date of Patent:** **\*\* Feb. 12, 2019**

- (54) **DOOR LOCK ESCUTCHEON**
- (71) Applicant: **ASSA ABLOY INC.**, New Haven, CT (US)
- (72) Inventors: **Rick Leites**, New Haven, CT (US); **Michael Capozziello**, New Haven, CT (US); **Wai P. Wong**, New Haven, CT (US); **Meg Hetfield**, New Haven, CT (US)
- (73) Assignee: **SARGENT MANUFACTURING COMPANY**, New Haven, CT (US)
- (\*\*) Term: **15 Years**
- (21) Appl. No.: **29/627,959**
- (22) Filed: **Nov. 30, 2017**

**Related U.S. Application Data**

- (62) Division of application No. 29/571,885, filed on Jul. 22, 2016.
- (51) **LOC (11) Cl.** ..... **11-05**
- (52) **U.S. Cl.**  
USPC ..... **D8/353; D8/331**
- (58) **Field of Classification Search**  
USPC ..... D8/330, 331, 334, 300, 301, 302, D8/350-353; 70/14, 20-22, 57, 57.1, 70/284-286, 314, DIG. 44; 340/5.21, 340/5.54, 5.65, 5.73, 5.81, 5.85  
CPC . E05C 9/004; E05B 9/002; E05B 9/00; E05B 9/02; E05B 37/00; E05B 1/00; E05B 3/00; E05B 47/00; E05B 47/06; E05B 49/00; E05B 15/02; E05B 15/00; E05B 13/103; Y10T 70/8324; Y10T 70/8459; Y10T 70/8514; Y10T 70/8568

See application file for complete search history.

- (56) **References Cited**  
U.S. PATENT DOCUMENTS  
D199,485 S \* 11/1964 Parriott ..... D8/350  
D552,968 S \* 10/2007 Roberts ..... D8/330  
D553,953 S \* 10/2007 Roberts ..... D8/330  
D597,821 S \* 8/2009 Nunez ..... D8/330  
D601,002 S \* 9/2009 Nunez ..... D8/330  
D601,003 S \* 9/2009 Nunez ..... D8/330  
D602,762 S \* 10/2009 Nunez ..... D8/330  
D637,474 S \* 5/2011 Schneider ..... D8/330  
D737,117 S \* 8/2015 Chan ..... D8/330  
D738,192 S \* 9/2015 Hetfield ..... D8/350  
D756,748 S \* 5/2016 Lu ..... D8/331  
(Continued)

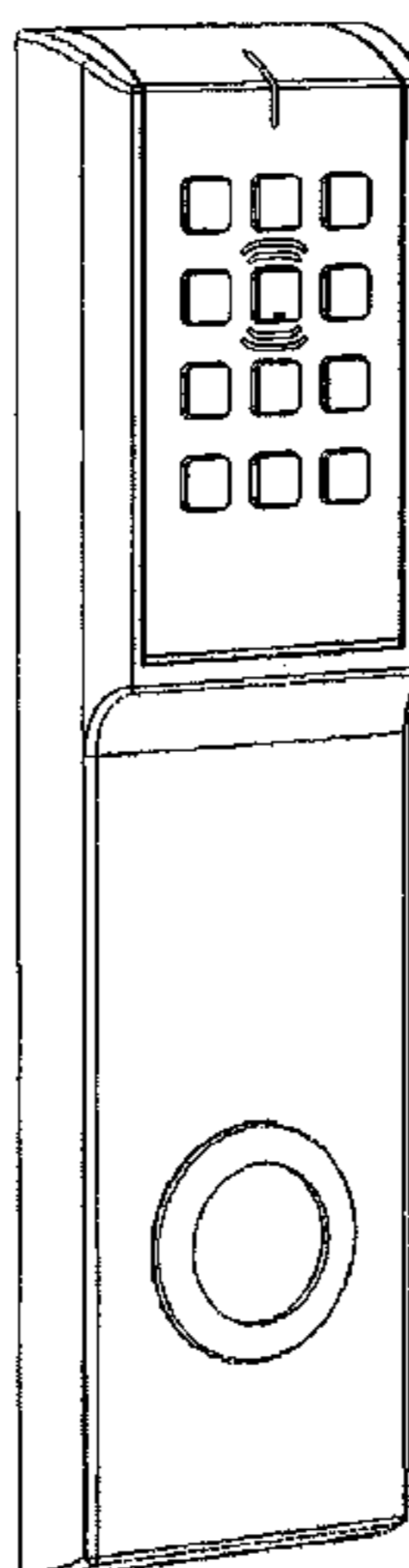
*Primary Examiner* — Mark A Goodwin  
(74) *Attorney, Agent, or Firm* — DeLio, Peterson & Curcio, LLC; Thomas E. Ciesco

- (57) **CLAIM**  
The ornamental design for a “door lock escutcheon,” as shown and described.

**DESCRIPTION**

FIG. 1 is a left front top perspective view of the “door lock escutcheon” design according to our invention; FIG. 2 is a front elevational view of the “door lock escutcheon” shown in FIG. 1; FIG. 3 is a top elevational view of the “door lock escutcheon” shown in FIG. 1; FIG. 4 is a bottom elevational view of the “door lock escutcheon” shown in FIG. 1; FIG. 5 is a left side elevational view of the “door lock escutcheon” shown in FIG. 1; and, FIG. 6 is a right side elevational view of the “door lock escutcheon” design shown in FIG. 1. The back view of the “door lock escutcheon” which is not shown forms no part of the design. The broken line showing of protruding elements in FIGS. 4-6 is included for the purpose of illustrating portions of the door lock escutcheon and forms no part of the claimed design.

**1 Claim, 2 Drawing Sheets**



(56)

**References Cited**

U.S. PATENT DOCUMENTS

D761,079 S *	7/2016	Groleski .....	D8/331
D761,082 S *	7/2016	Lu .....	D8/331
D767,365 S *	9/2016	Yu .....	D8/330
D782,282 S *	3/2017	Huang .....	D8/353
D782,284 S *	3/2017	Chiang .....	D8/331

\* cited by examiner

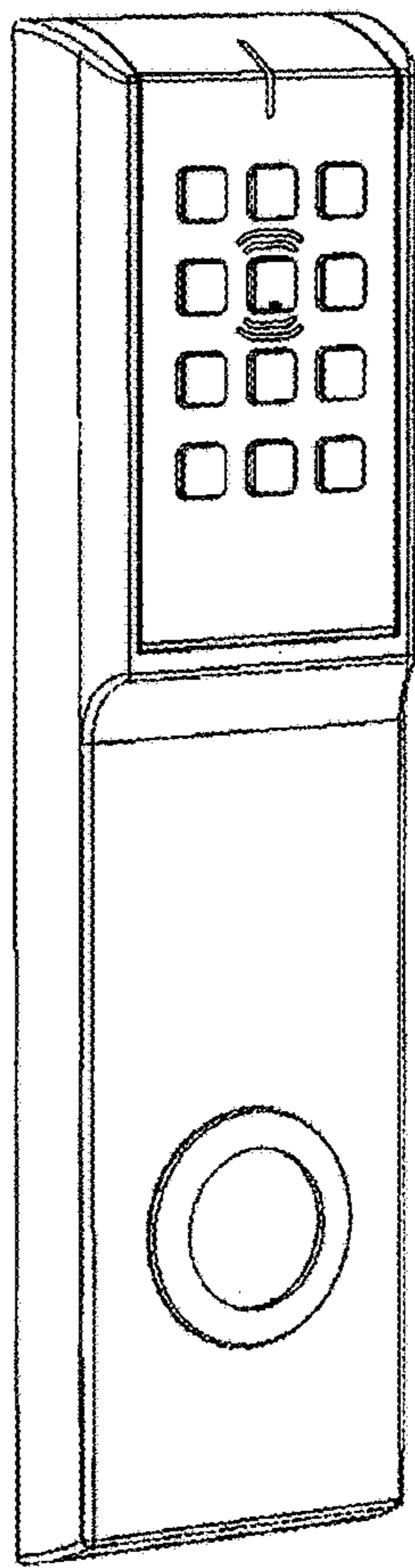


FIG. 1




FIG. 2

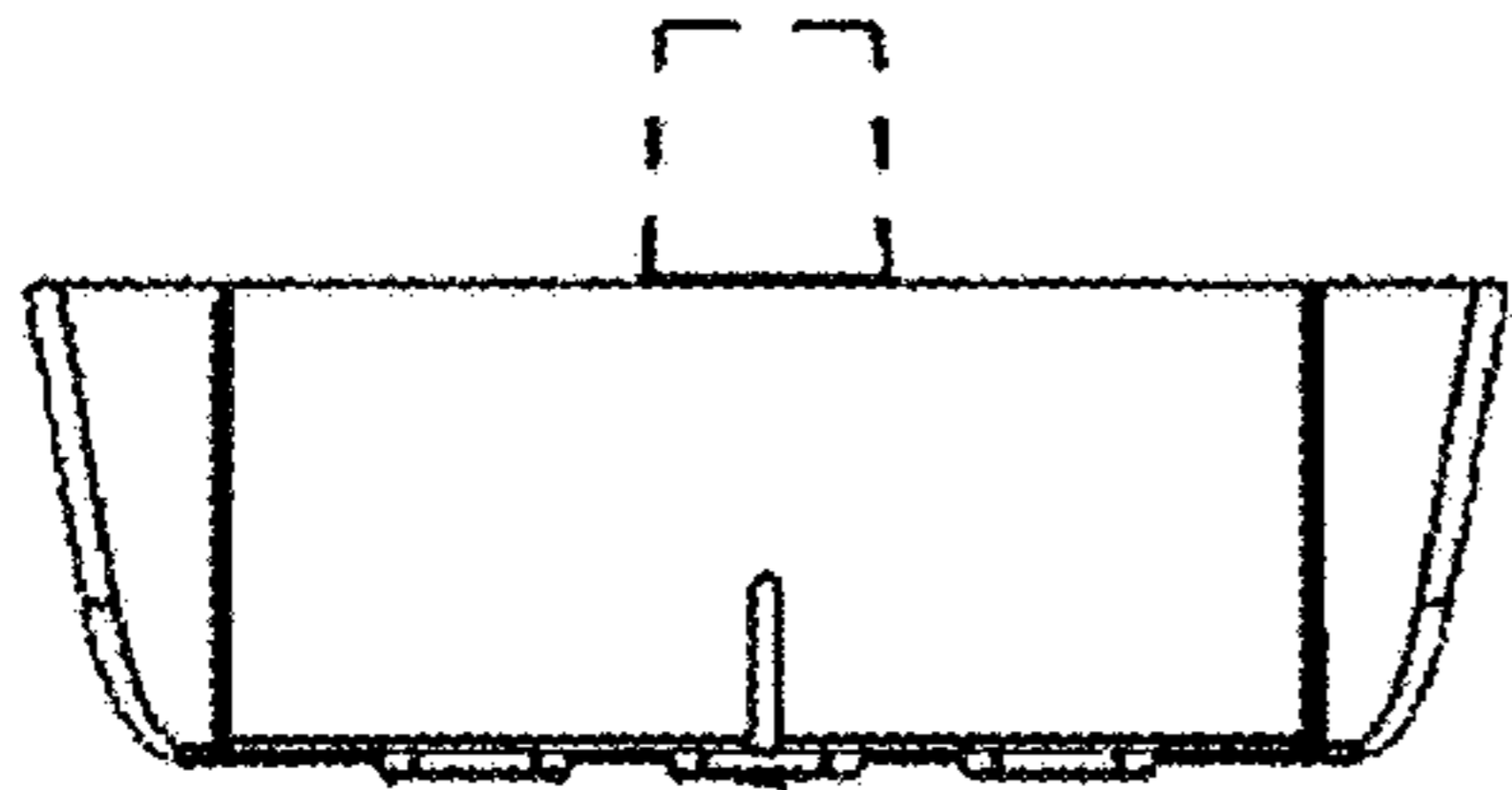


FIG. 3

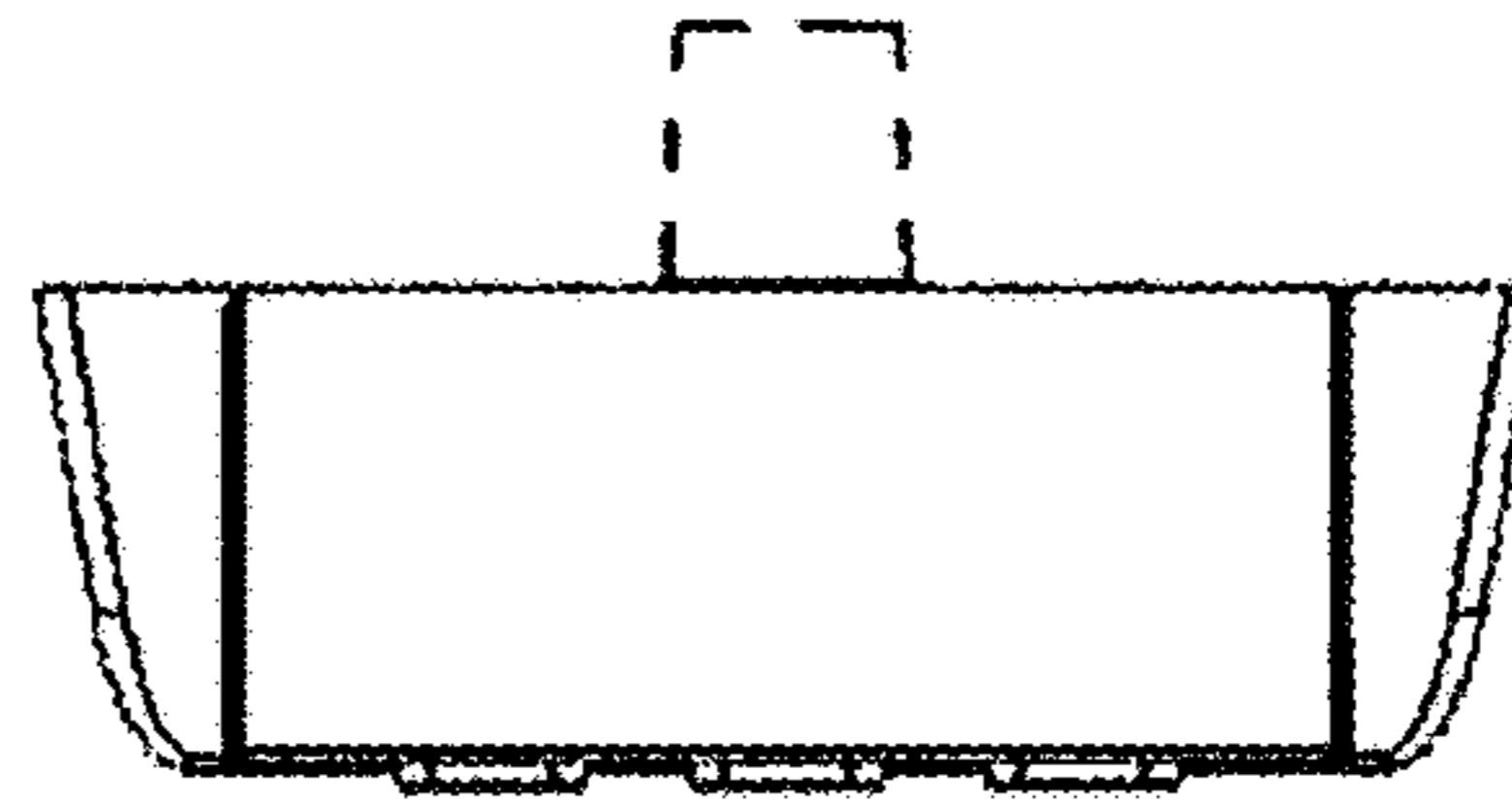


FIG. 4

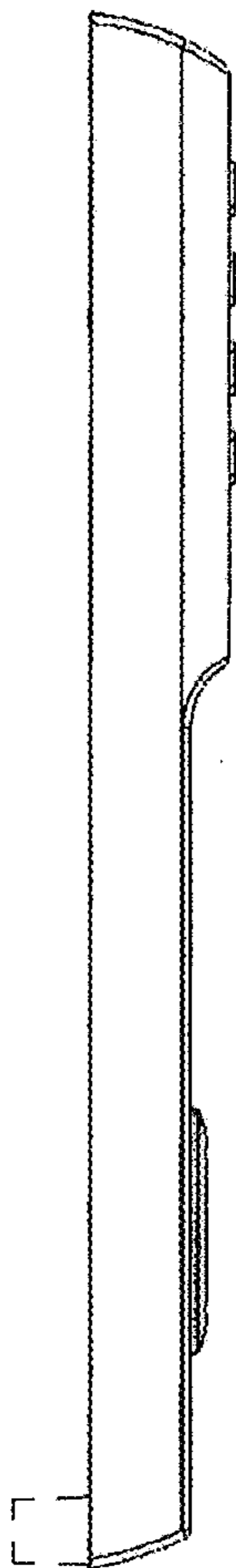


FIG. 5

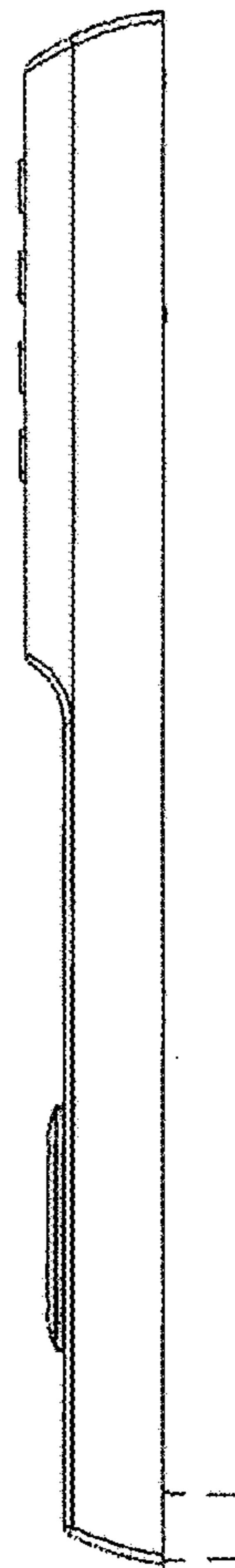


FIG. 6