

US00D840183S

(12) **United States Design Patent**
Rideau

(10) **Patent No.:** **US D840,183 S**

(45) **Date of Patent:** **** Feb. 12, 2019**

(54) **LOUNGE CHAIR**

(71) Applicant: **Robert Anthony Rideau**, Houston, TX
(US)

(72) Inventor: **Robert Anthony Rideau**, Houston, TX
(US)

(**) Term: **15 Years**

(21) Appl. No.: **29/569,485**

(22) Filed: **Jun. 28, 2016**

(51) **LOC (11) Cl.** **06-01**

(52) **U.S. Cl.**
USPC **D6/716; D6/347; D6/361**

(58) **Field of Classification Search**
USPC D6/334-336, 361, 371, 373, 374, 375,
D6/376, 716, 716.1, 716.4, 347, 348
CPC .. A47C 3/12; A47C 1/143; A47C 5/04; A47C
5/06; A47C 7/18; A47C 7/24; A47C 7/50
See application file for complete search history.

(56) **References Cited**

U.S. PATENT DOCUMENTS

D168,608 S * 1/1953 Vincent, Jr. D6/361
D548,472 S * 8/2007 Habing D6/347
D677,914 S * 3/2013 Cardenas D6/347

D734,046 S * 7/2015 Shen D6/347
D734,620 S * 7/2015 Fang D6/347
D751,833 S * 3/2016 Lv D6/348
D799,838 S * 10/2017 Lv D6/347
D804,836 S * 12/2017 Lieberman D6/347
D810,455 S * 2/2018 Wang D6/361

* cited by examiner

Primary Examiner — Mimoso De
(74) *Attorney, Agent, or Firm* — Dunlap Bennett &
Ludwig PLLC

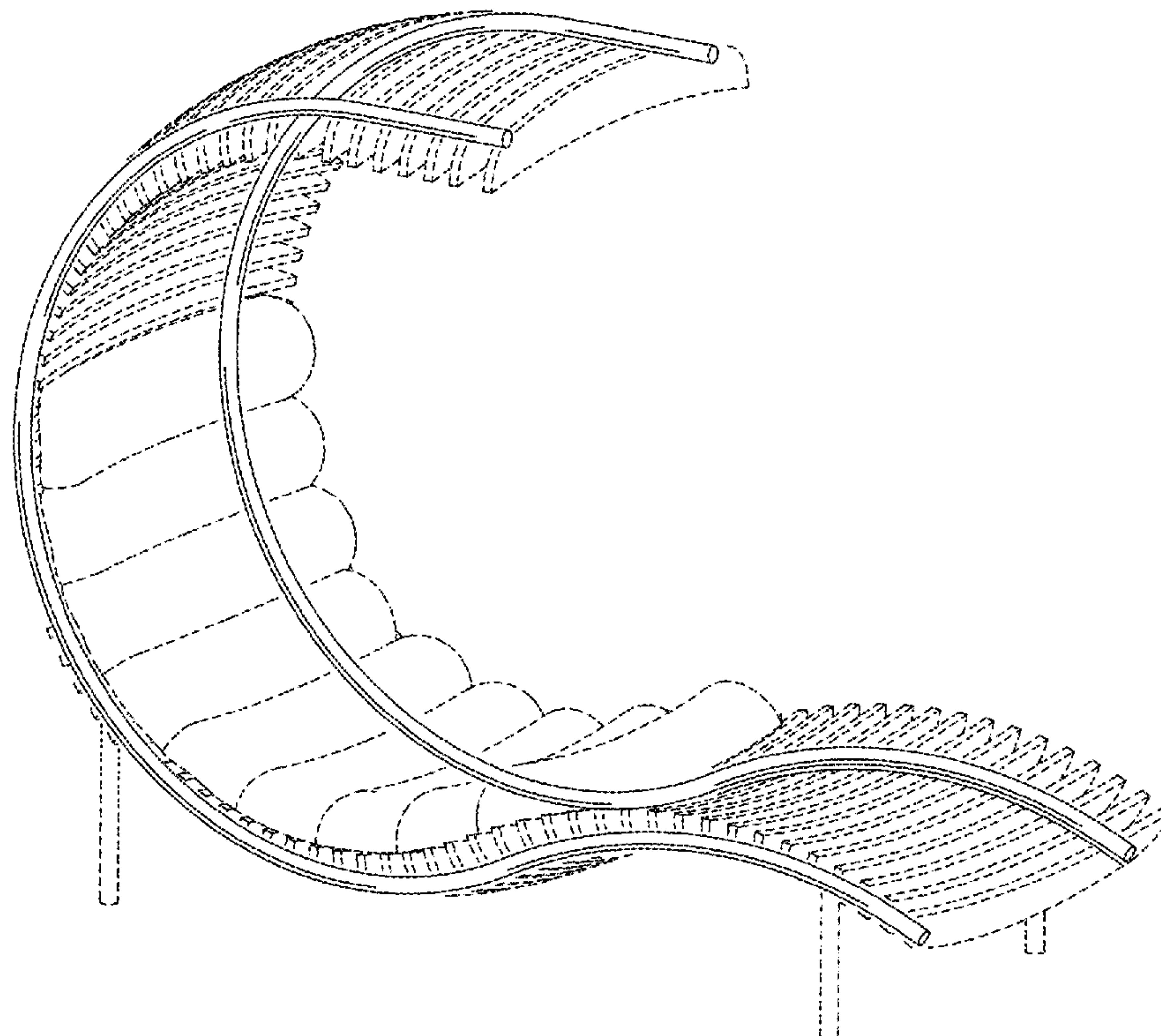
(57) **CLAIM**

The ornamental design for a lounge chair, as shown and described.

DESCRIPTION

FIG. 1 is a perspective view of a first embodiment of a lounge chair;
FIG. 2 is a left side elevation view of FIG. 1, the right side elevation view being a mirror image thereof;
FIG. 3 is a bottom plan view of FIG. 1;
FIG. 4 is a top plan view of FIG. 1;
FIG. 5 is a rear elevation view of FIG. 1; and,
FIG. 6 is a front elevation view of FIG. 1.
The broken lines shown in the drawings depict portions of the lounge chair that form no part of the claimed design.

1 Claim, 4 Drawing Sheets



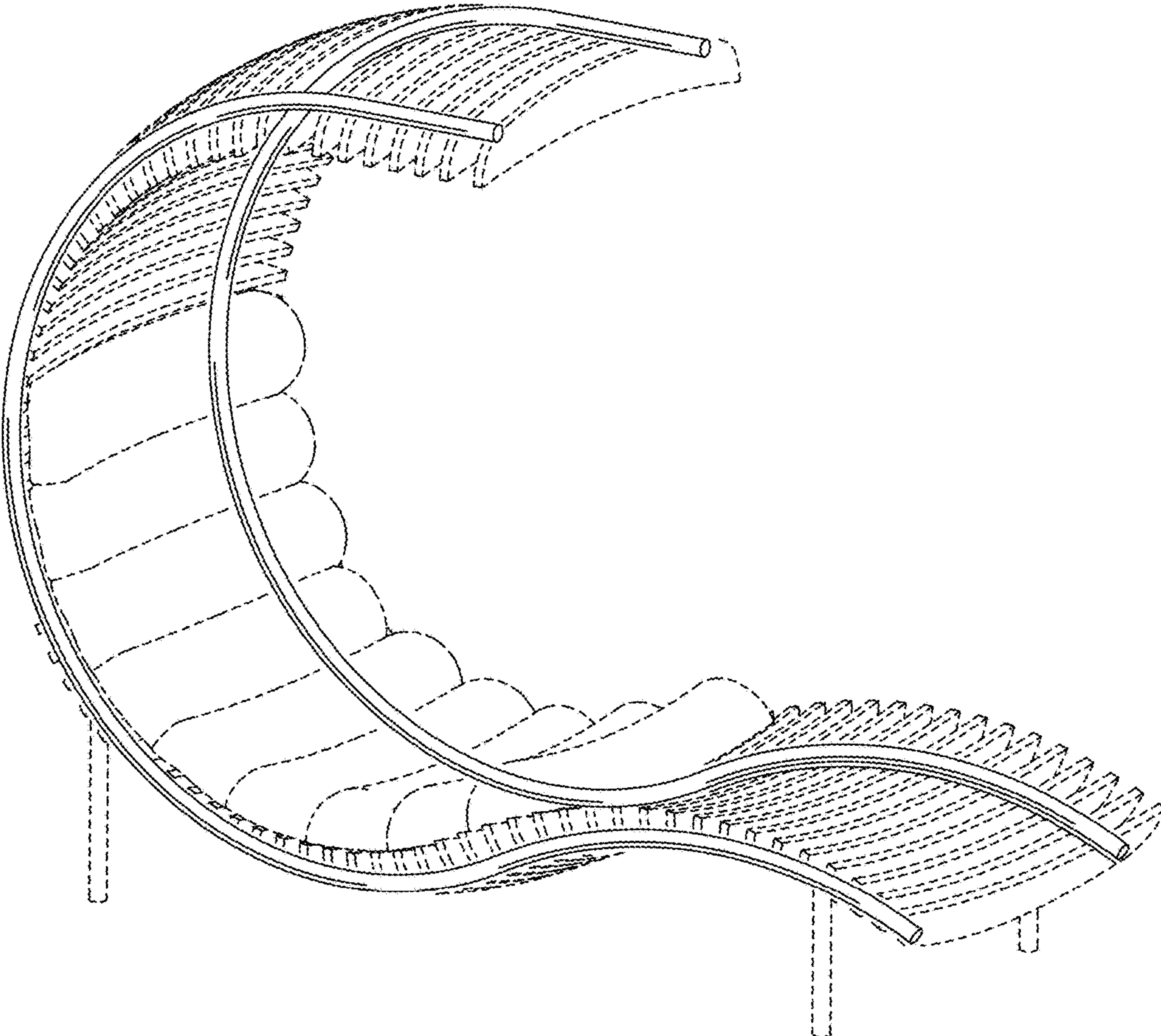


FIG.1

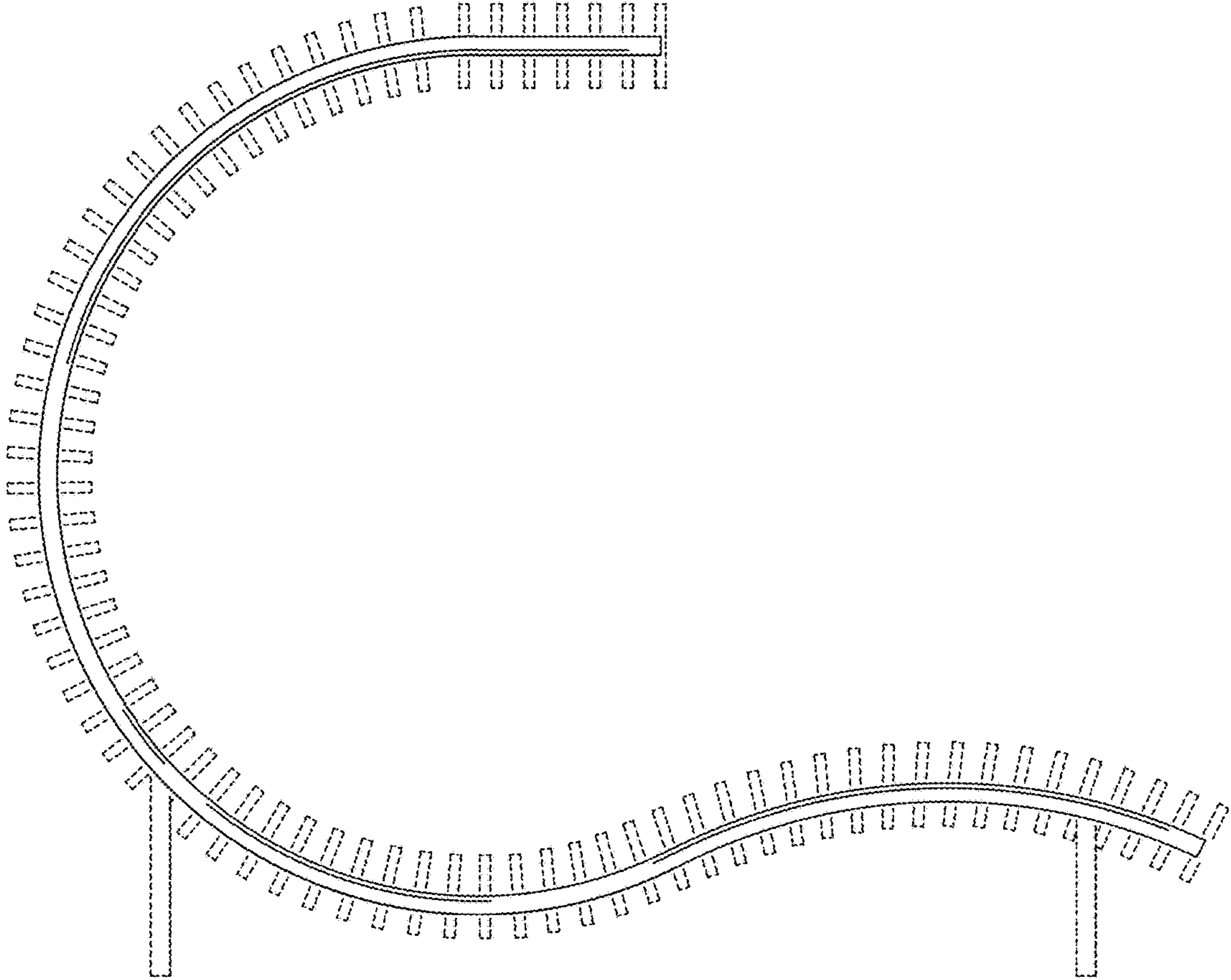


FIG.2




FIG. 3




FIG. 4

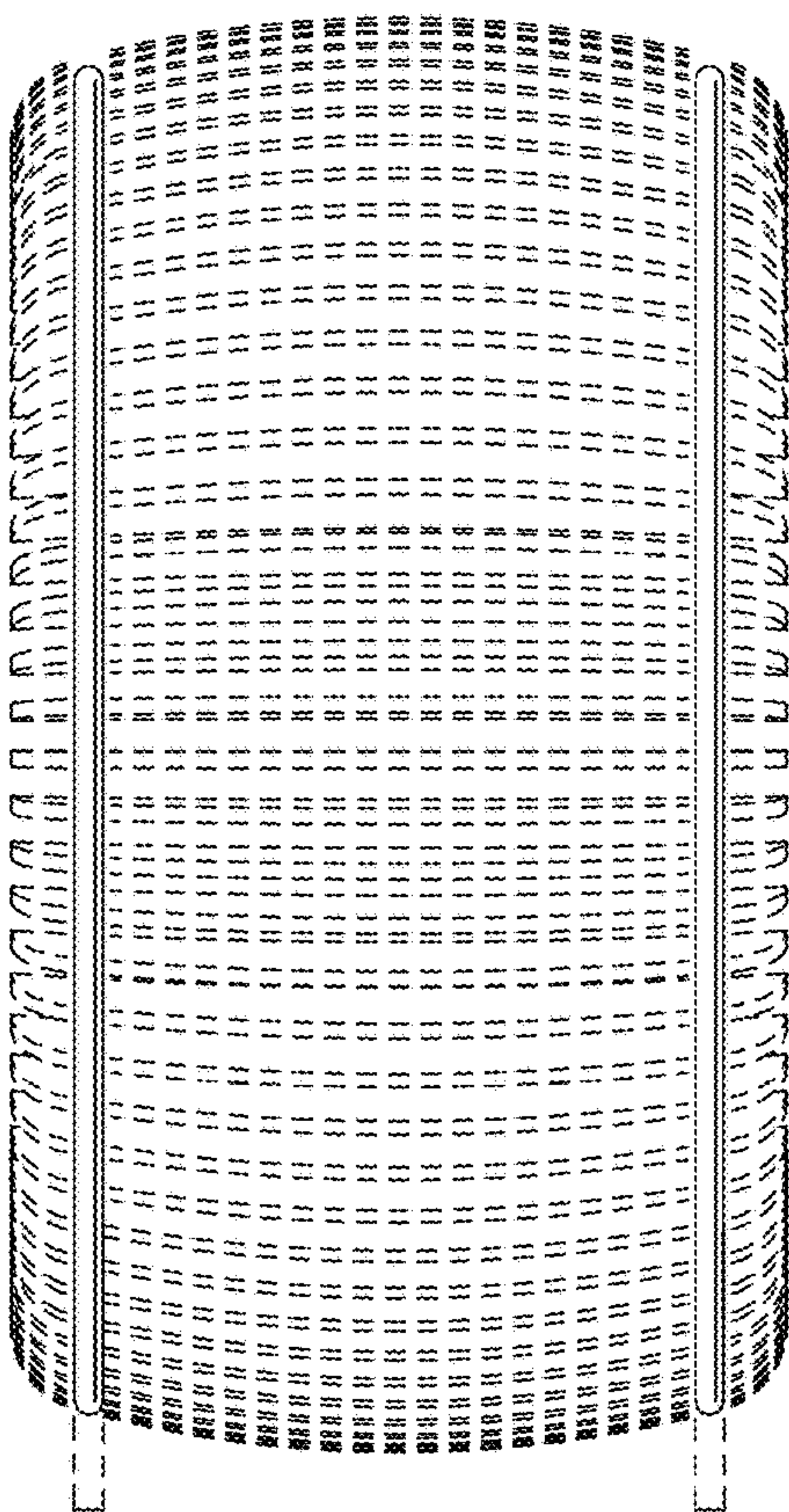


FIG. 5

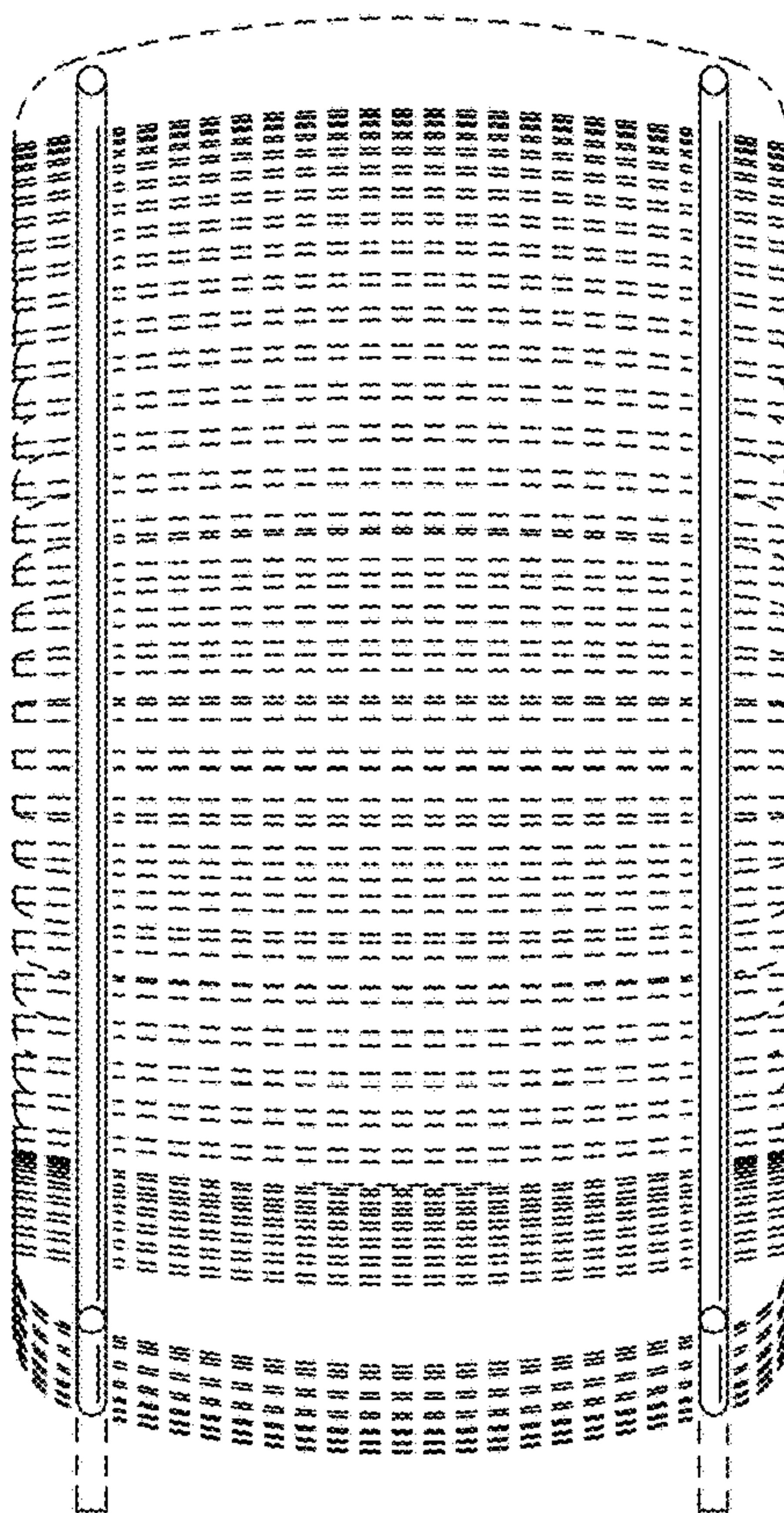


FIG. 6