



US00D840165S

(12) **United States Design Patent** (10) **Patent No.:** **US D840,165 S**
Tham et al. (45) **Date of Patent:** **** Feb. 12, 2019**

(54) **U-SHAPE SOFA SET WITH ICE BUCKET TABLE**

(71) Applicants: **Siew Kin Tham**, Kluang (MY);
Zachariah Danneh, Los Angeles, CA
(US)

(72) Inventors: **Siew Kin Tham**, Kluang (MY);
Zachariah Danneh, Los Angeles, CA
(US)

(**) Term: **15 Years**

(21) Appl. No.: **29/629,271**

(22) Filed: **Dec. 12, 2017**

(51) **LOC (11) Cl.** **06-01**

(52) **U.S. Cl.**
USPC **D6/335; D6/381**

(58) **Field of Classification Search**
USPC D6/334, 335, 381, 691, 691.1, 691.2,
D6/691.5, 692, 692.3, 349, 369, 371, 372,
D6/373, 378, 379
CPC A47C 7/00; A47C 7/62; A47C 7/18; A47C
7/54; A47C 4/00; A47C 4/028; A47C
4/28; A47C 3/04; A47C 3/12; A47C 1/02;
A47C 1/14

See application file for complete search history.

(56) **References Cited**

U.S. PATENT DOCUMENTS

D131,276 S * 2/1942 Henkel et al. D6/378
D149,333 S * 4/1948 Anderson et al. D6/378
D155,624 S * 10/1949 Pahlmann 297/135

D162,427 S * 3/1951 Michelson D6/378
D181,845 S * 1/1958 Frey D6/336
D257,455 S * 10/1980 Brooks D6/378
D365,450 S * 12/1995 Schweiger D6/336
D537,264 S * 2/2007 Warren D6/381
D546,590 S * 7/2007 Frinier D6/689
D547,967 S * 8/2007 Oldham D6/381
D578,793 S * 10/2008 Ricci D6/381
D654,284 S * 2/2012 Messenger D6/369
D663,552 S * 7/2012 Hughes D6/349
D677,477 S * 3/2013 Agati D6/336

OTHER PUBLICATIONS

Madras Tortuga Outdoor Wicker Sectional Set with Ottoman by Christopher Knight Home, retrieved Sep. 4, 2018 from www. overstock.com (Year: 2018).*

* cited by examiner

Primary Examiner — Deanna L Pratt
(74) *Attorney, Agent, or Firm* — Colin P. Abrahams

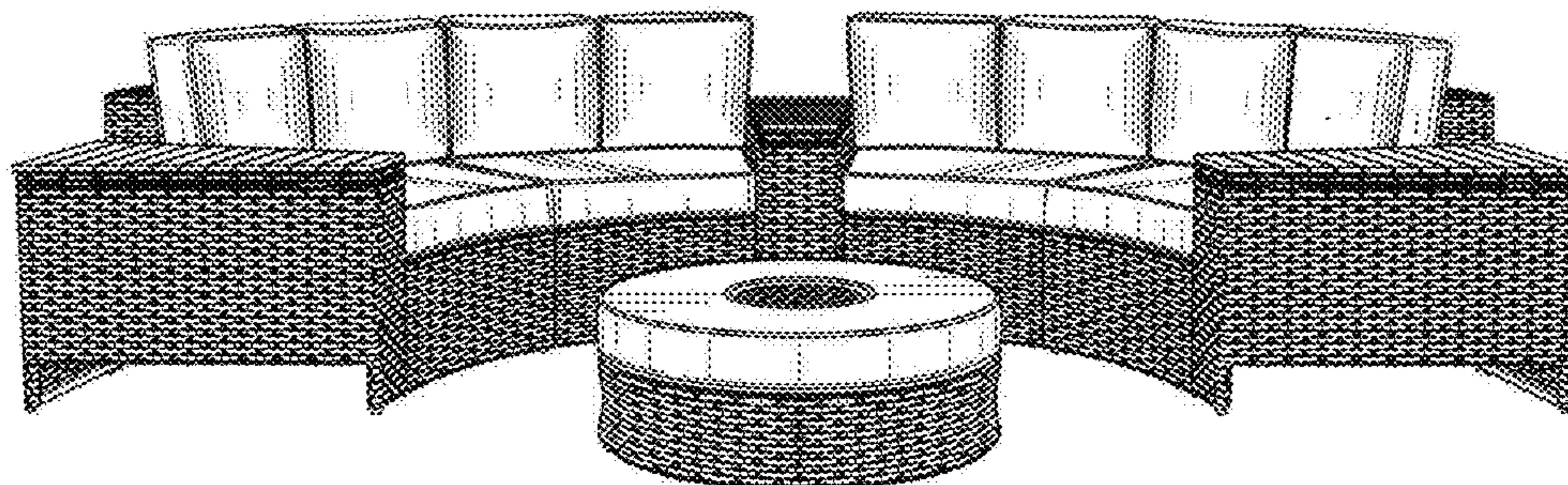
(57) **CLAIM**

The ornamental design for a u-shape sofa set with ice bucket table, as shown and described.

DESCRIPTION

FIG. 1 is a perspective view of a u-shaped sofa set with an ice bucket table, showing our new design;
FIG. 2 is a front view thereof;
FIG. 3 is a back view thereof;
FIG. 4 is a left side view thereof;
FIG. 5 is a right side view thereof;
FIG. 6 is a top view thereof; and,
FIG. 7 is a bottom view thereof.

1 Claim, 7 Drawing Sheets



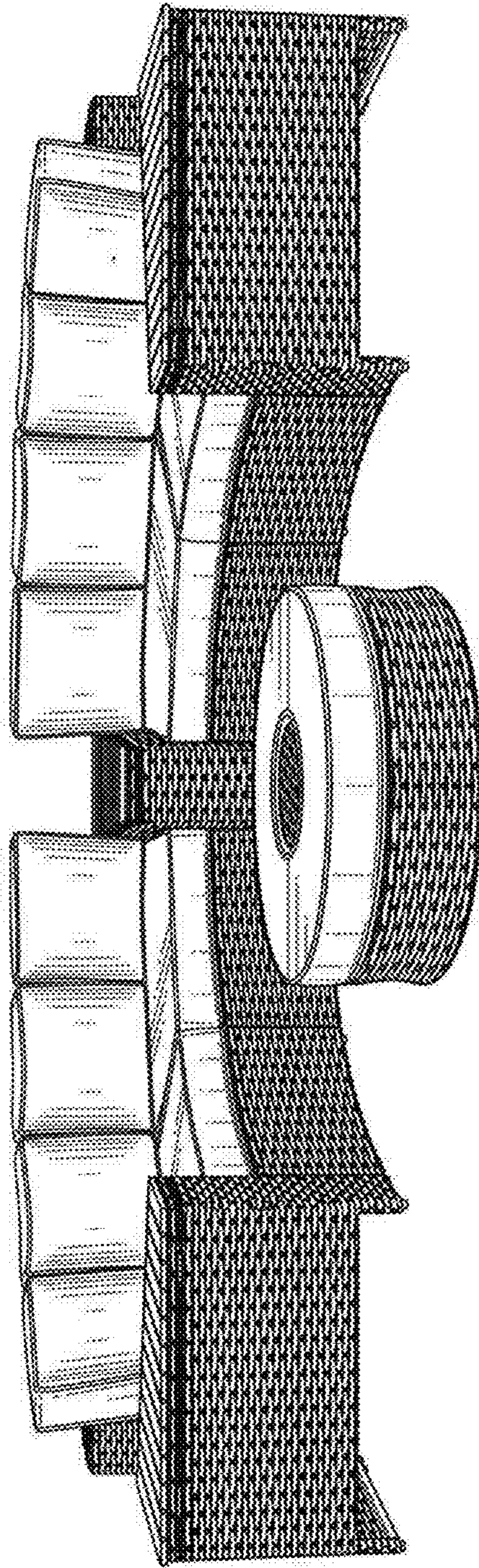


FIG. 1

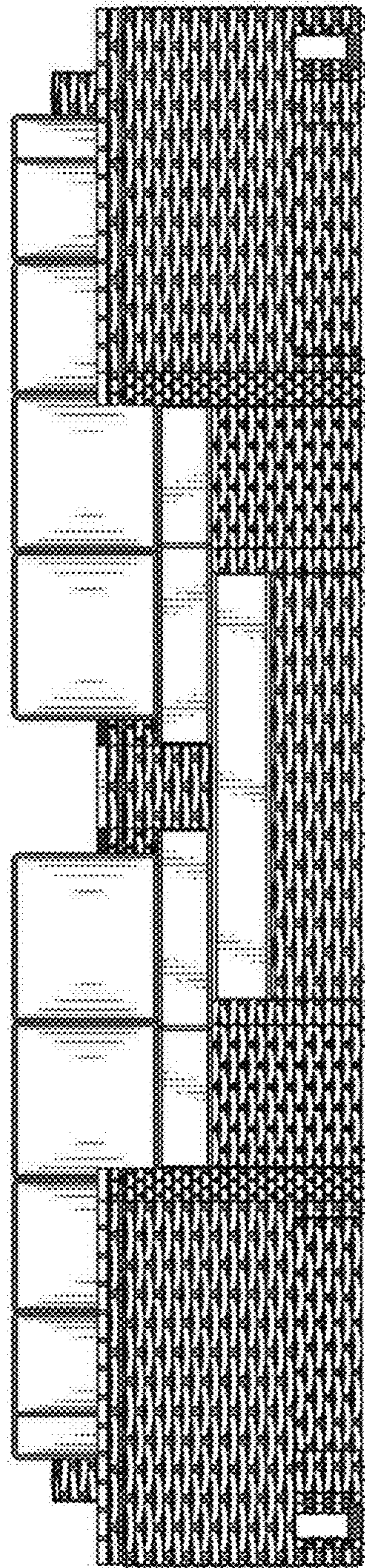


FIG. 2

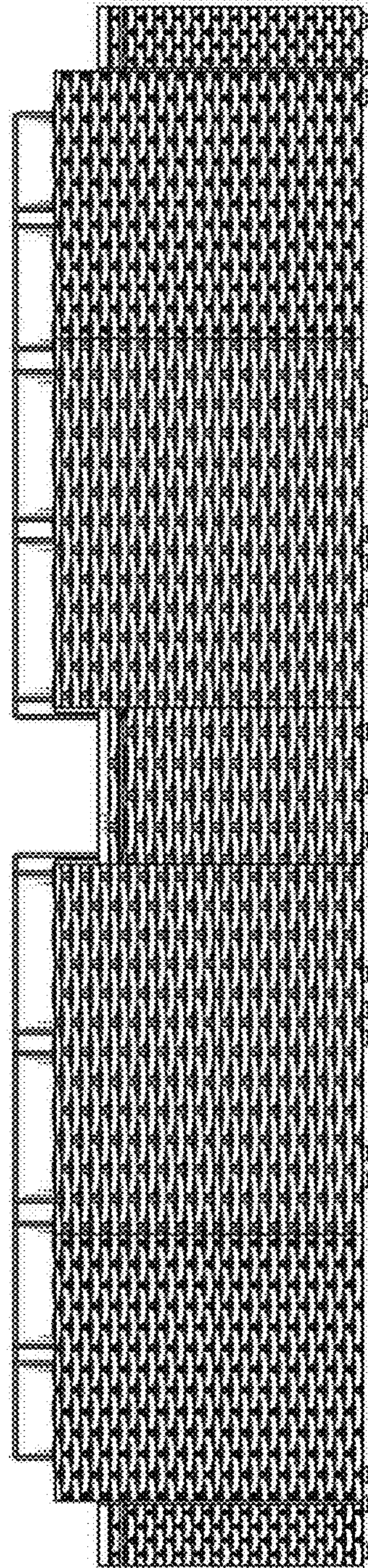


FIG. 3

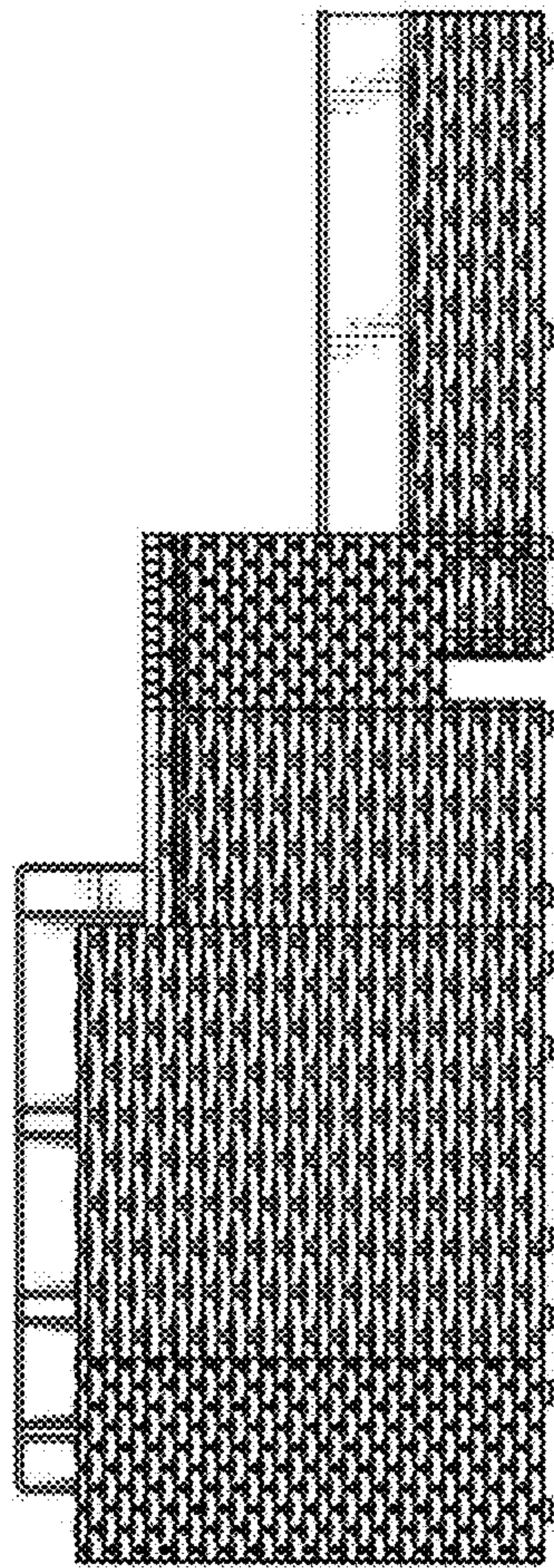


FIG. 4

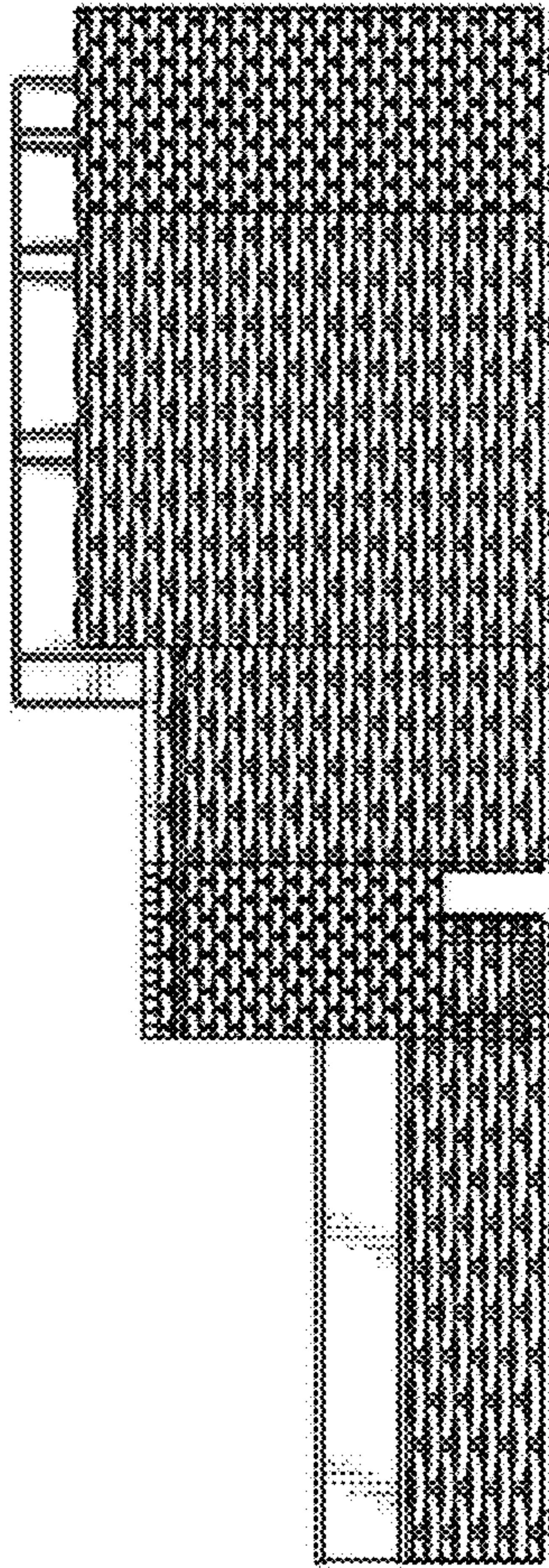


FIG. 5

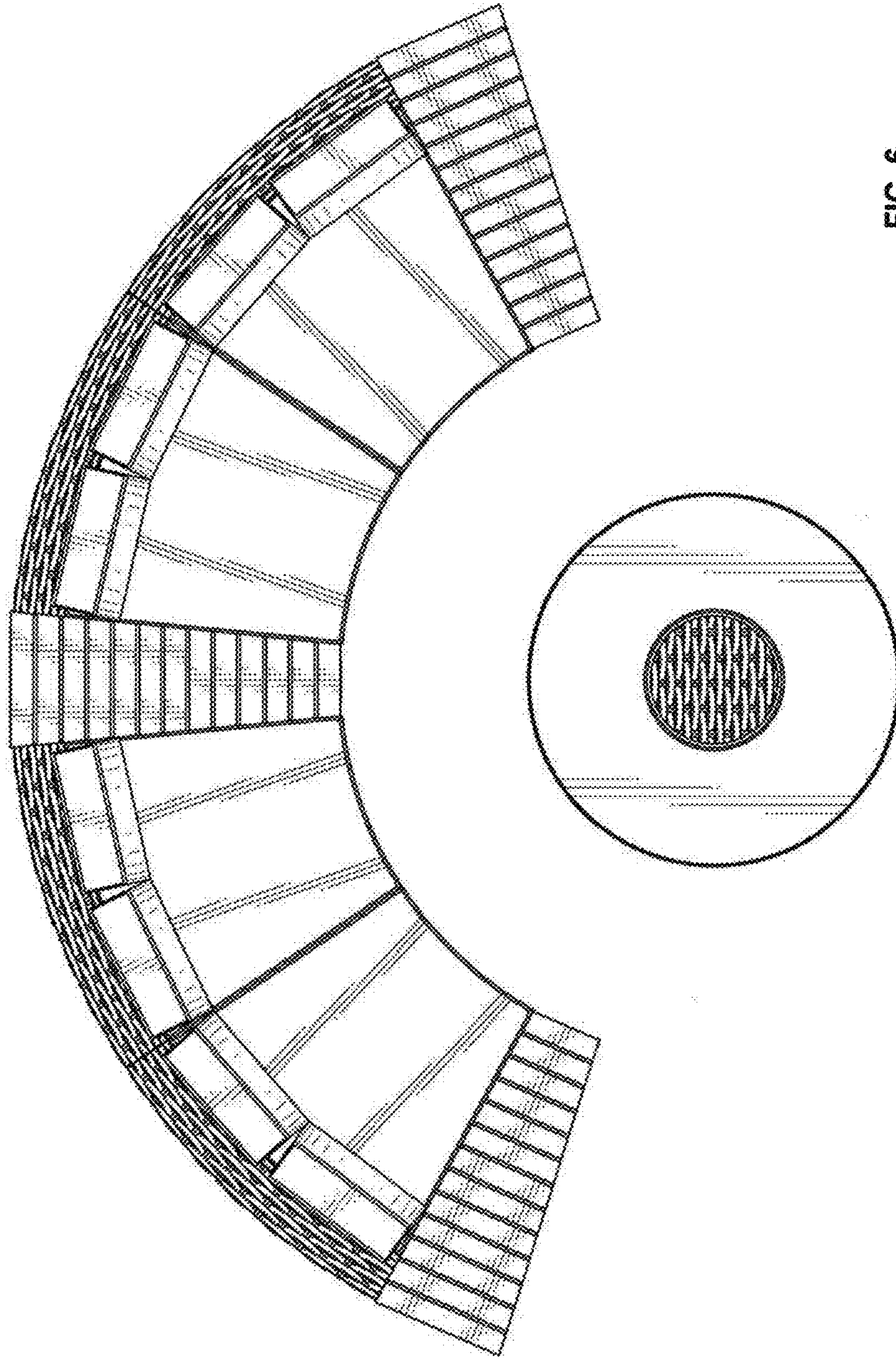


FIG. 6




FIG. 7