



US00D840160S

(12) **United States Design Patent** (10) **Patent No.:** **US D840,160 S**
Sze (45) **Date of Patent:** **** Feb. 12, 2019**

(54) **HAIR BRUSH**
(71) Applicant: **Tung Hing Plastic Manufactory Ltd.,**
Hong Kong (HK)
(72) Inventor: **Ka Chuen Sze,** Hong Kong (HK)
(73) Assignee: **TUNG HING PLASTIC**
MANUFACTORY LTD., Chueng Wan,
Kowloon (HK)
(**) Term: **15 Years**
(21) Appl. No.: **29/598,049**
(22) Filed: **Mar. 22, 2017**
(30) **Foreign Application Priority Data**

Sep. 29, 2016 (AU) 201615514

(51) **LOC (11) Cl.** **04-99**

(52) **U.S. Cl.**
USPC **D4/136**

(58) **Field of Classification Search**
USPC D4/100, 108, 110, 11, 116, 117, 120,
D4/121, 127, 128, 132-136; D28/10, 13,
D28/15, 24, 25, 26, 28, 35, 38, 74
CPC A46B 3/00; A46B 3/22; A46B 5/00; A46B
5/0016; A46B 5/02; A46B 1/00; A46B
9/00; A46B 9/02; A46B 9/023; A46B
9/028; A46B 2200/00; A46B 2200/10;
A46B 15/00; A46B 15/0014; A46B
11/08; A45D 24/16
See application file for complete search history.

(56) **References Cited**

U.S. PATENT DOCUMENTS

D110,517 S * 7/1938 Goldman 15/160
2,920,334 A 1/1960 Keller
D194,731 S * 2/1963 Dent D28/25

D194,732 S * 2/1963 Dent D28/25
D197,638 S * 3/1964 Hermes D4/117
3,133,546 A * 5/1964 Dent A45D 24/16
119/612
D200,525 S * 3/1965 Kellogg D24/211
D206,572 S * 1/1967 Levin D4/100
D208,688 S * 9/1967 Battaglia D4/117
D217,755 S * 6/1970 Schotland D4/134
4,013,086 A * 3/1977 Chmela A45D 24/10
132/110
4,549,559 A 10/1985 Gueret et al.
D471,718 S * 3/2003 Park D4/133
D472,016 S * 3/2003 Kim D28/25
D568,612 S * 5/2008 Chan D4/120
D579,210 S * 10/2008 Neuner D4/136
8,181,304 B1 * 5/2012 Kamath A46B 9/023
132/120
D671,680 S * 11/2012 Ramirez D28/30
D744,756 S * 12/2015 Kato D4/104
D749,326 S * 2/2016 Renette D4/121
D763,578 S * 8/2016 Kato D4/111

(Continued)

Primary Examiner — Wan Laymon

Assistant Examiner — Clint A Samuel

(74) *Attorney, Agent, or Firm* — Victor Cardona, Esq.;
Melvin Li, Esq.; Heslin Rothenberg Farley & Mesiti P.C.

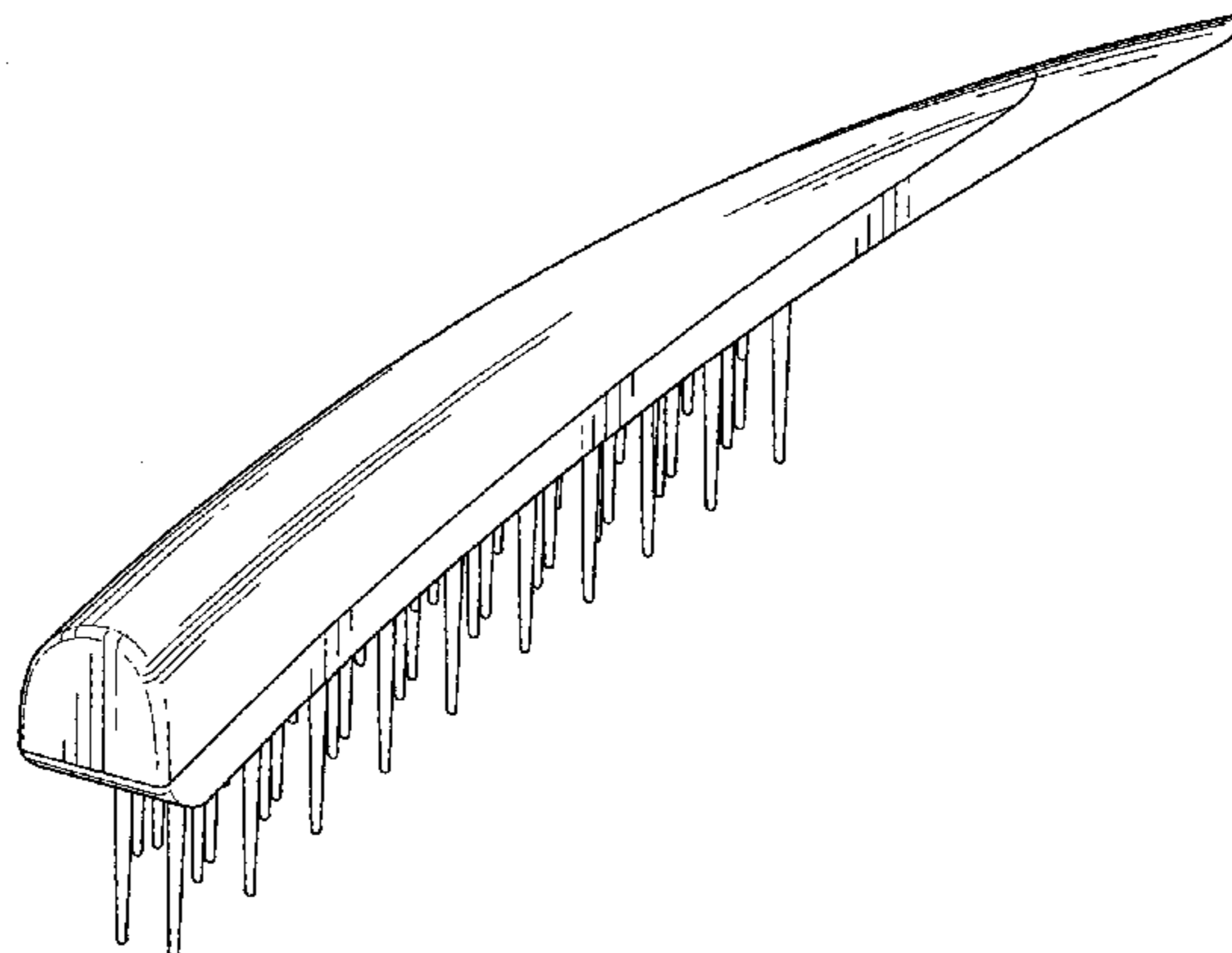
(57) **CLAIM**

I claim the ornamental design for a hair brush, as shown and described.

DESCRIPTION

FIG. 1 is a top perspective view of a hair brush comprising a new design;
FIG. 2 is a bottom perspective view thereof;
FIG. 3 is a front elevational view thereof;
FIG. 4 is a reduced left side elevational view thereof;
FIG. 5 is a bottom plan view thereof;
FIG. 6 is a top plan view thereof;
FIG. 7 is a rear elevational view thereof; and,
FIG. 8 is a reduced right side elevational view thereof.

1 Claim, 4 Drawing Sheets



(56)

References Cited

U.S. PATENT DOCUMENTS

D763,579	S	*	8/2016	Thomas	D4/133
D778,622	S	*	2/2017	Hering	D30/159
2002/0023657	A1		2/2002	Gueret		
2004/0097831	A1		5/2004	Bourne et al.		
2006/0076030	A1		4/2006	De Laforcade		
2006/0283473	A1		12/2006	Chudzik et al.		
2013/0055518	A1		3/2013	Jacob et al.		

* cited by examiner

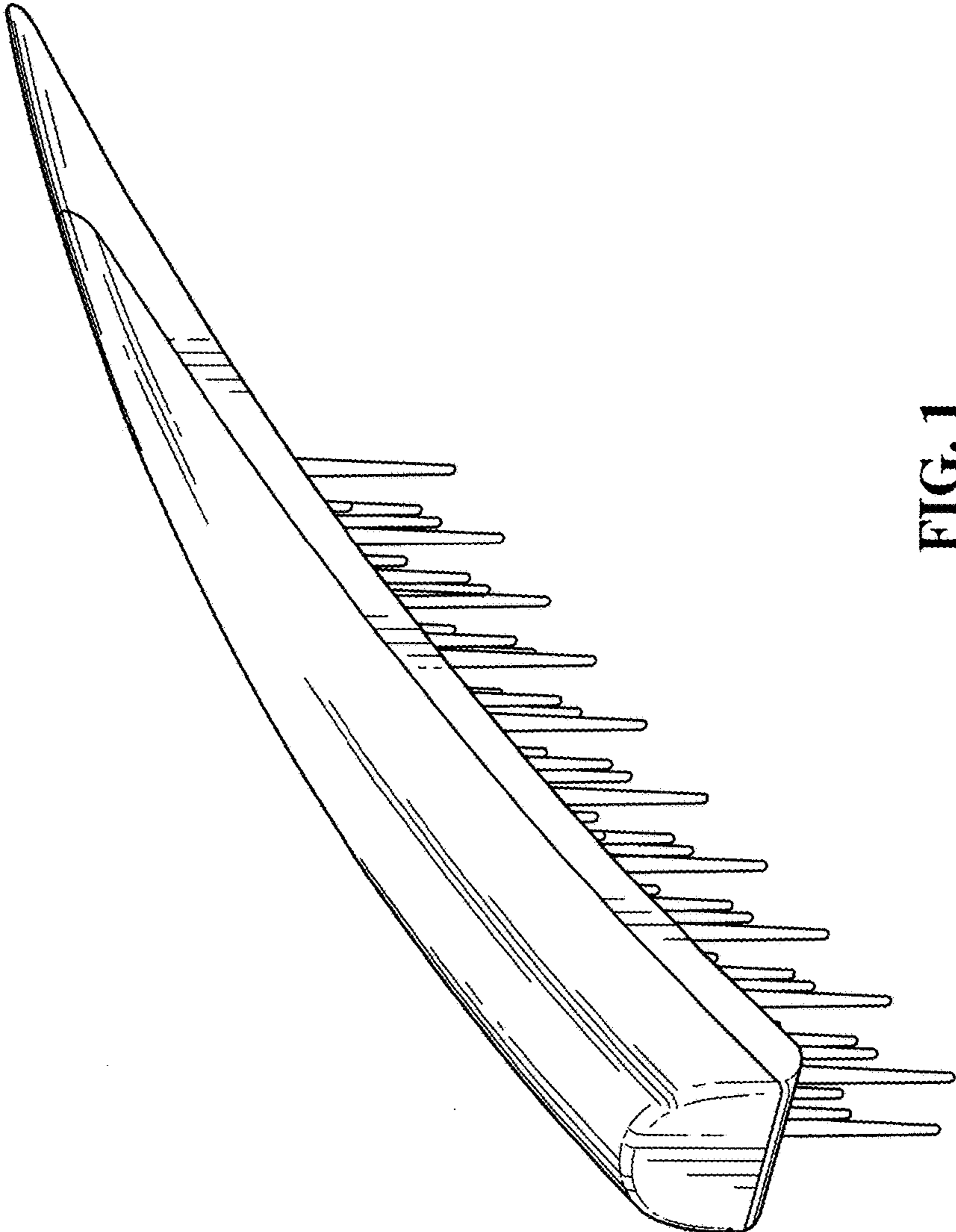


FIG. 1

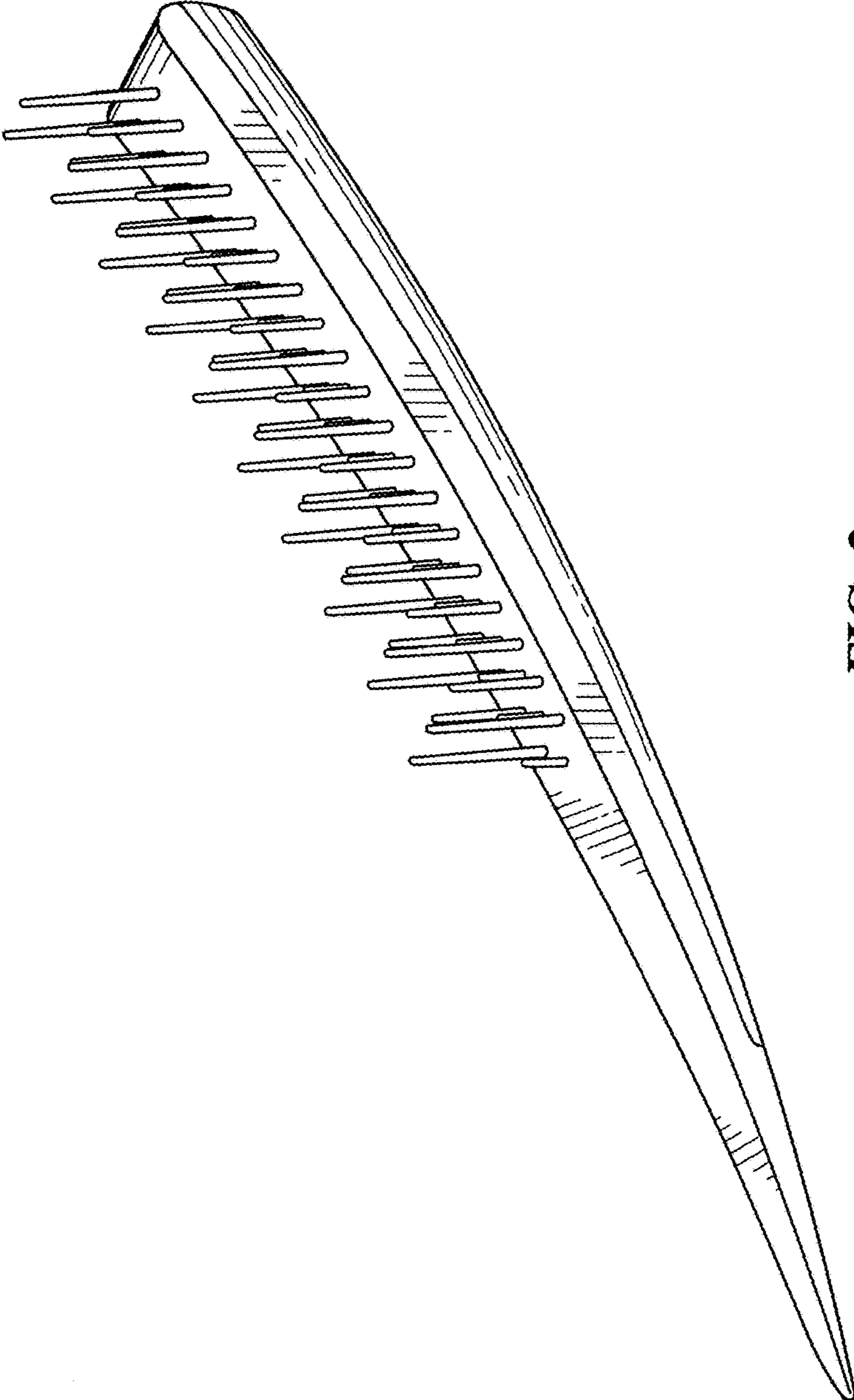


FIG. 2

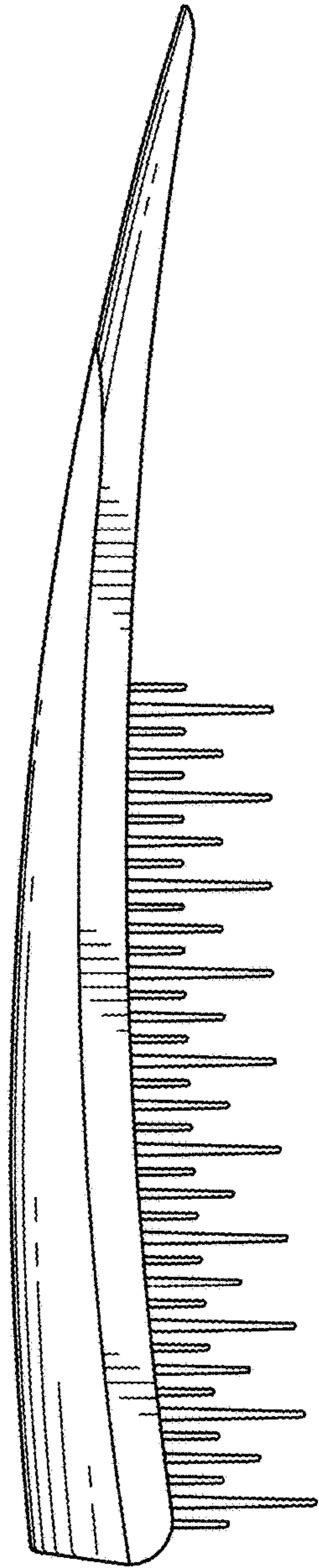


FIG. 3

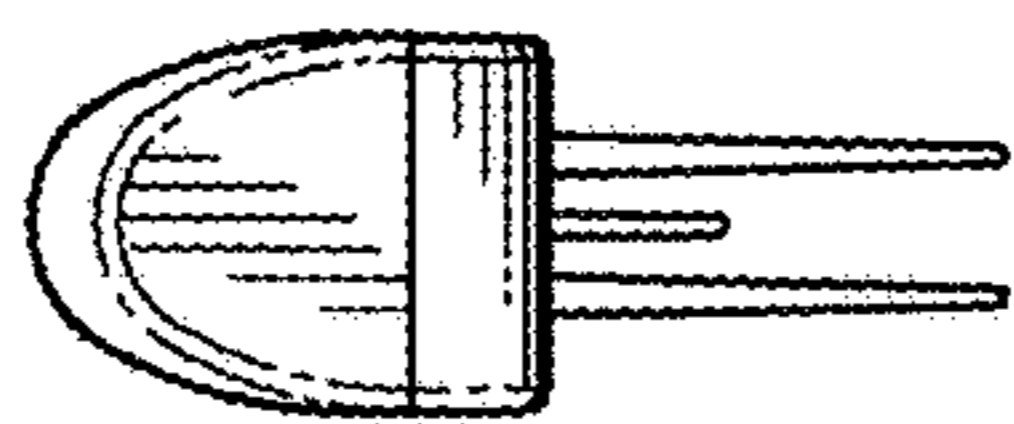


FIG. 4

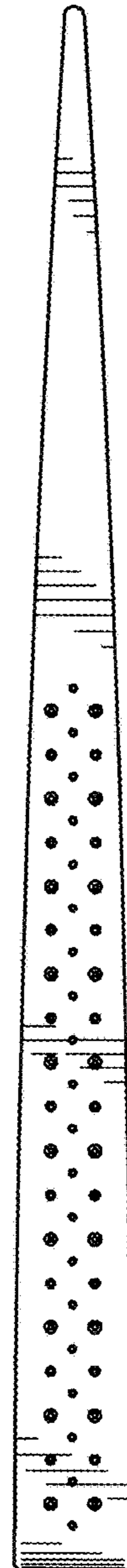


FIG. 5



FIG. 6

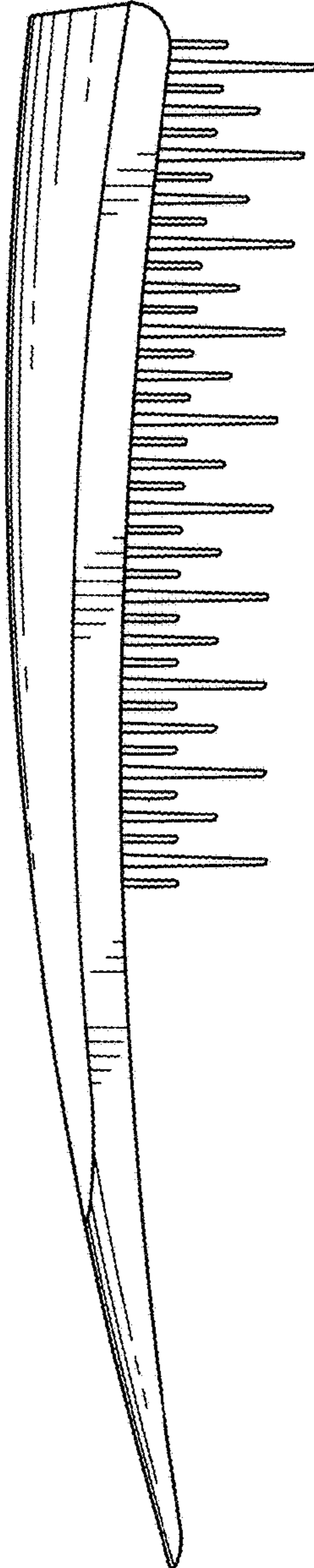


FIG. 7

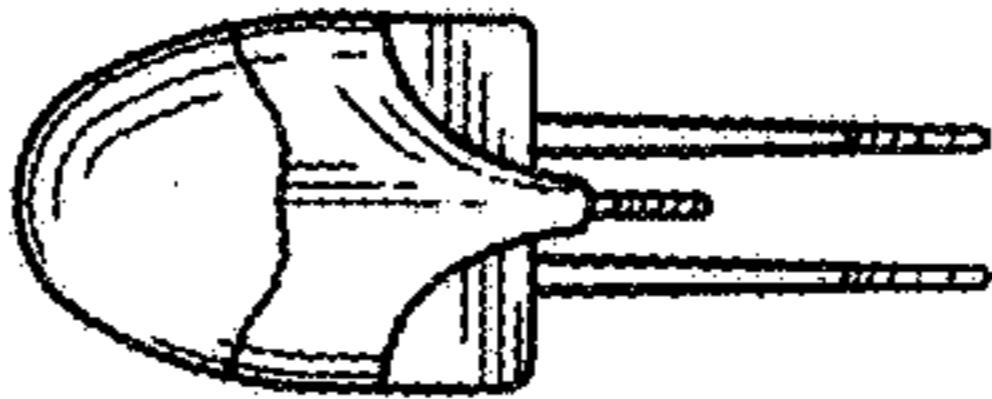


FIG. 8