



US00D840152S

(12) **United States Design Patent** (10) **Patent No.:** **US D840,152 S**
Sanchez-Vizcaino (45) **Date of Patent:** **** Feb. 12, 2019**

- (54) **STORAGE BOX FOR HOUSEHOLD USE**
- (71) Applicant: **ABM ITALIA S.P.A.**, Ormelle (TV) (IT)
- (72) Inventor: **Angel Sanchez Sanchez-Vizcaino**, Ormelle (IT)
- (73) Assignee: **ABM ITALIA S.P.A.**, Ormelle (TV) (IT)
- (**) Term: **15 Years**
- (21) Appl. No.: **29/646,230**
- (22) Filed: **May 2, 2018**

Related U.S. Application Data

- (62) Division of application No. 35/502,720, filed on Dec. 7, 2016 (U.S. filing date under 35 U.S.C. 384), and having an international filing date of Dec. 7, 2016.
- (51) **LOC (11) Cl.** **03-01**
- (52) **U.S. Cl.**
USPC **D3/306**
- (58) **Field of Classification Search**
USPC D3/304, 305, 306, 307, 308, 309, 277;
D32/36-37; D6/672-673, 677
CPC . B65D 1/38; B65D 1/22; B65D 11/14; B65D
25/2888; A45C 5/08; A45C 2005/10
See application file for complete search history.

(56) **References Cited**

U.S. PATENT DOCUMENTS

| | | | |
|--------------|---------|------------------------|--------|
| D511,602 S * | 11/2005 | Mazzaferro | D34/7 |
| D589,664 S * | 3/2009 | Simas | D32/37 |
| D643,583 S * | 8/2011 | Duvigneau | D32/37 |
| D699,411 S * | 2/2014 | Duvigneau | D32/37 |
| D706,507 S * | 6/2014 | Duvigneau | D32/37 |
| D776,926 S * | 1/2017 | Duvigneau | D3/306 |
| D777,431 S * | 1/2017 | Duvigneau | D3/306 |
| D793,731 S * | 8/2017 | Duvigneau | D3/308 |
| D803,015 S * | 11/2017 | Farrell | D7/667 |
| D827,961 S * | 9/2018 | Sanchez-Vizcaino | D32/37 |

* cited by examiner

Primary Examiner — Kelley A Donnelly

(74) *Attorney, Agent, or Firm* — Vorys, Sater, Seymour and Pease LLP


(57) **CLAIM**

The ornamental design for a storage box for household use, as shown and described.

DESCRIPTION

FIG. 1 is a perspective view of a storage box for household use;
FIG. 2 is a front elevational view thereof;
FIG. 3 is a rear elevational view thereof;
FIG. 4 is a left elevational side view thereof;
FIG. 5 is a right elevational side view thereof;
FIG. 6 is a bottom plan view thereof; and,
FIG. 7 is a top plan view thereof.

1 Claim, 7 Drawing Sheets






FIG. 1




FIG. 2




FIG. 3




FIG. 4




FIG. 5




FIG. 6



FIG. 7