



US00D840140S

(12) **United States Design Patent**  
**Dombrow**

(10) **Patent No.:** **US D840,140 S**  
(45) **Date of Patent:** **\*\* Feb. 12, 2019**

- (54) **SOLE STRUCTURE FOR AN ARTICLE OF FOOTWEAR**
- (71) Applicant: **Under Armour, Inc.**, Baltimore, MD (US)
- (72) Inventor: **David Dombrow**, Baltimore, MD (US)
- (73) Assignee: **UNDER ARMOUR, INC.**, Baltimore, MD (US)
- (\*\*) Term: **15 Years**
- (21) Appl. No.: **29/586,342**
- (22) Filed: **Dec. 2, 2016**

**Related U.S. Application Data**

- (62) Division of application No. 29/516,448, filed on Feb. 2, 2015, now Pat. No. Des. 791,452.
- (51) **LOC (11) Cl.** ..... **02-04**
- (52) **U.S. Cl.**  
USPC ..... **D2/957**; D2/947; D2/951; D2/954
- (58) **Field of Classification Search**  
USPC ..... D2/902, 906, 908, 916, 918, 925, D2/946-962, 977; 36/3 B, 22 R, 24.5, 36/25 R, 28, 32 R, 34 R, 59 C, 67 A, 103  
CPC ..... A43B 13/00; A43B 13/02; A43B 13/023; A43B 13/026; A43B 13/04; A43B 13/08; A43B 13/10; A43B 13/12; A43B 13/14; A43B 13/141; A43B 13/143; A43B 13/16; A43B 13/18; A43B 13/181; A43B 13/187; A43B 13/189; A43B 13/20; A43B 13/22; A43B 13/223; A43B 13/24; A43B 13/28; A43B 13/30; A43B 13/32; A43B 13/34; A43B 13/36  
See application file for complete search history.

(56) **References Cited**

**U.S. PATENT DOCUMENTS**

- 1,523,956 A 1/1925 Grosjean
- D353,709 S \* 12/1994 Mitsui ..... D2/952
- D388,241 S 12/1997 Merceron

(Continued)

*Primary Examiner* — T Chase Nelson  
(74) *Attorney, Agent, or Firm* — Edell, Shapiro & Finnan, LLC

(57) **CLAIM**

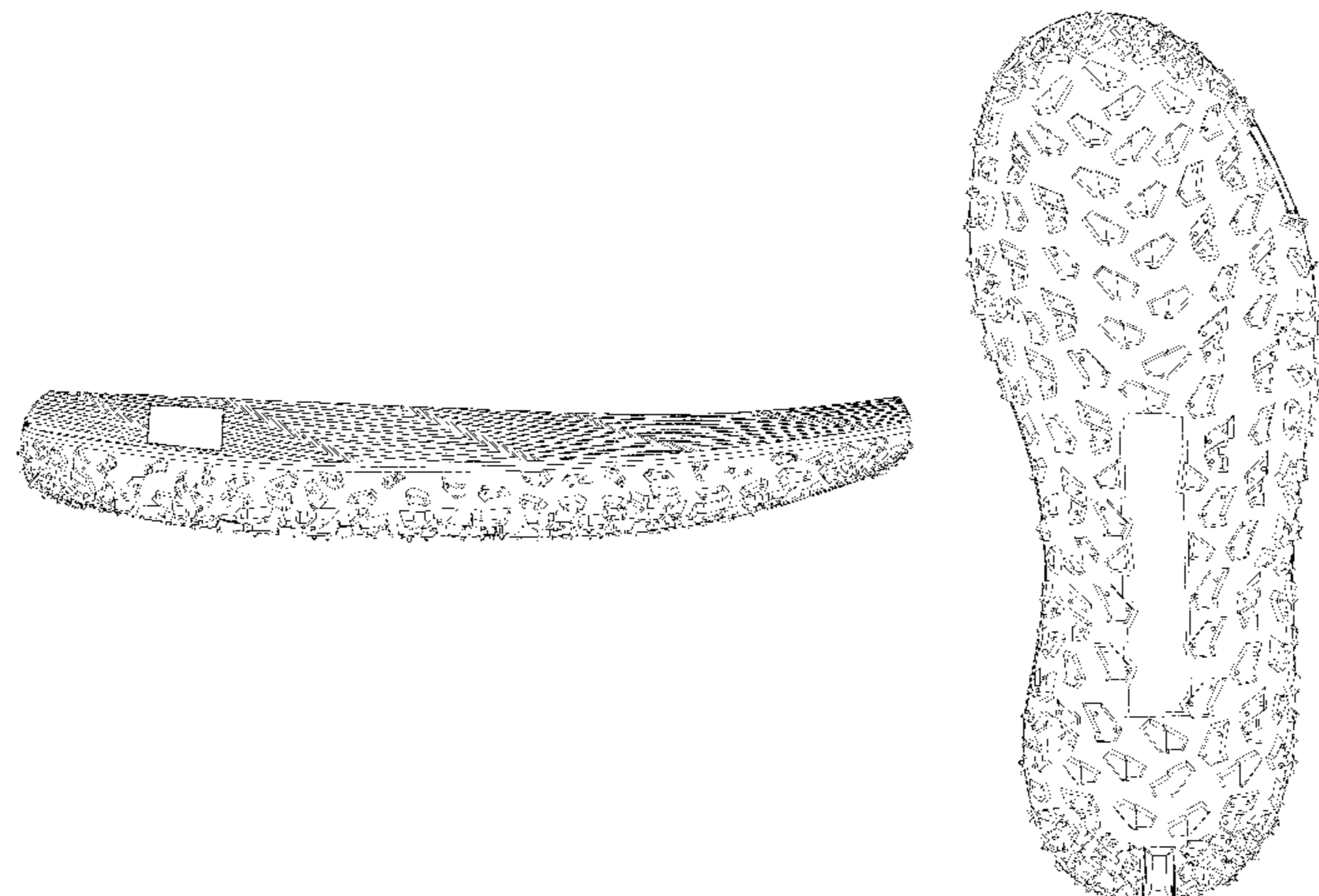
The ornamental design for a sole structure for an article of footwear, as shown and described.

**DESCRIPTION**

FIG. 1 is a medial side view in perspective of an embodiment of a sole structure for an article of footwear showing my new design;  
 FIG. 2 is a medial side view in elevation of the sole structure of FIG. 1;  
 FIG. 3 is a lateral side view in elevation of the sole structure of FIG. 1;  
 FIG. 4 is a front view in elevation of the sole structure of FIG. 1;  
 FIG. 5 is a rear view in elevation of the sole structure of FIG. 1;  
 FIG. 6 is a top view in elevation of the sole structure of FIG. 1;  
 FIG. 7 is a bottom view in elevation of the sole structure of FIG. 1; and,  
 FIG. 8 is a bottom view in perspective of the sole structure of FIG. 1.

The above figures illustrate a first embodiment of the sole structure for an article of footwear, which is for a left foot. The corresponding figures for a second embodiment of the sole structure for an article of footwear for a right footed sole structure are mirror images of the first embodiment of the sole structure. Accordingly, the figures pertaining to the right footed embodiment of the sole structure for an article of footwear have been omitted. The broken lines and surfaces they enclose depict portions of the sole structure that form no part of the claimed design.

**1 Claim, 8 Drawing Sheets**



(56)

References Cited

U.S. PATENT DOCUMENTS

D398,743	S	9/1998	Rask	
D588,793	S	3/2009	Dillenbeck	
D594,191	S	6/2009	Banik	
D607,634	S	1/2010	Anderson	
D643,603	S *	8/2011	Teteriatnikov .....	D2/946
D680,308	S	4/2013	Hardman	
D686,401	S *	7/2013	Portzline .....	D2/951
8,607,474	B2	12/2013	Spanks	
D702,023	S	4/2014	Jacobs	
D714,035	S	9/2014	O'Connor	
D717,029	S *	11/2014	Young .....	A43B 5/001 D2/947
D717,034	S	11/2014	Bramani	
D728,206	S	5/2015	Payne	
D731,766	S	6/2015	Ellis	
D740,007	S	10/2015	Lan	
D743,678	S	11/2015	Dombrow	
D746,563	S	1/2016	Dombrow	
D756,620	S	5/2016	Boys	
D768,968	S *	10/2016	Howe .....	D2/947
D792,688	S *	7/2017	Seo .....	D2/951
D808,139	S *	1/2018	Martin .....	A43B 13/22 D2/957
2004/0230151	A1	11/2004	Chen	
2013/0104423	A1	5/2013	Hatfield	
2015/0173456	A1 *	6/2015	Rushbrook .....	A43B 5/001 36/25 R
2016/0174659	A1 *	6/2016	Lubart .....	A43B 13/223 36/59 C
2016/0198793	A1	7/2016	Dombrow	
2016/0302520	A1 *	10/2016	Cross .....	A43B 13/22
2017/0341325	A1 *	11/2017	Le .....	B29D 35/122

\* cited by examiner

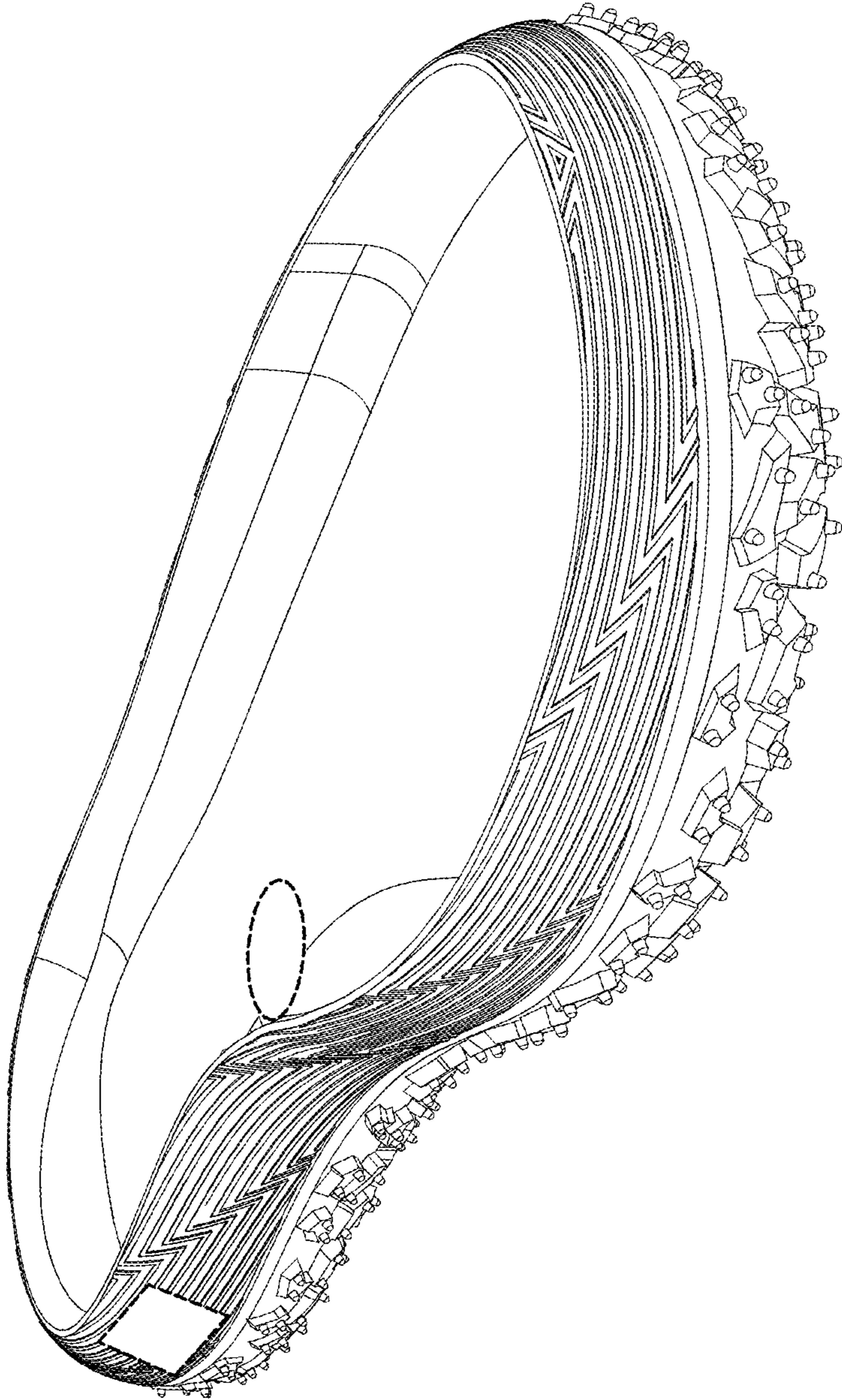


FIG. 1

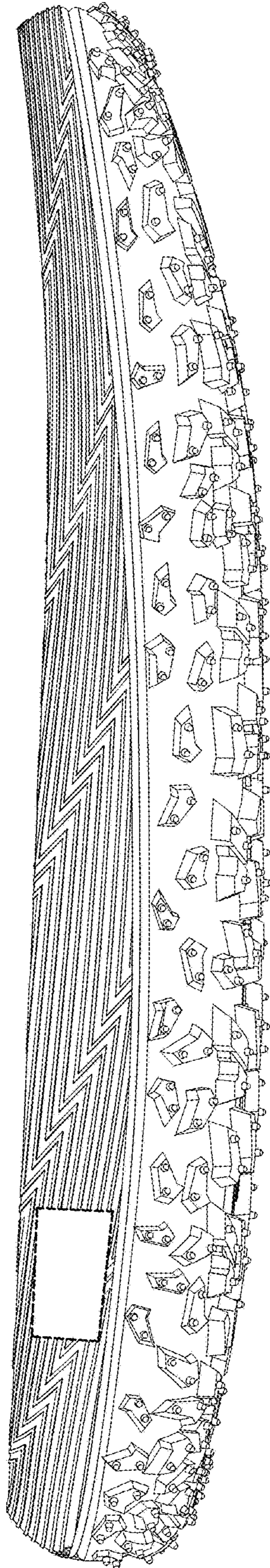


FIG.2

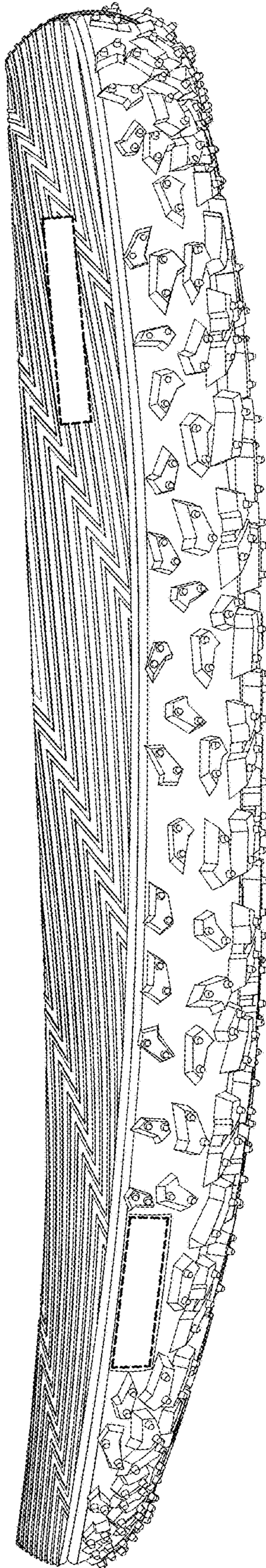


FIG.3

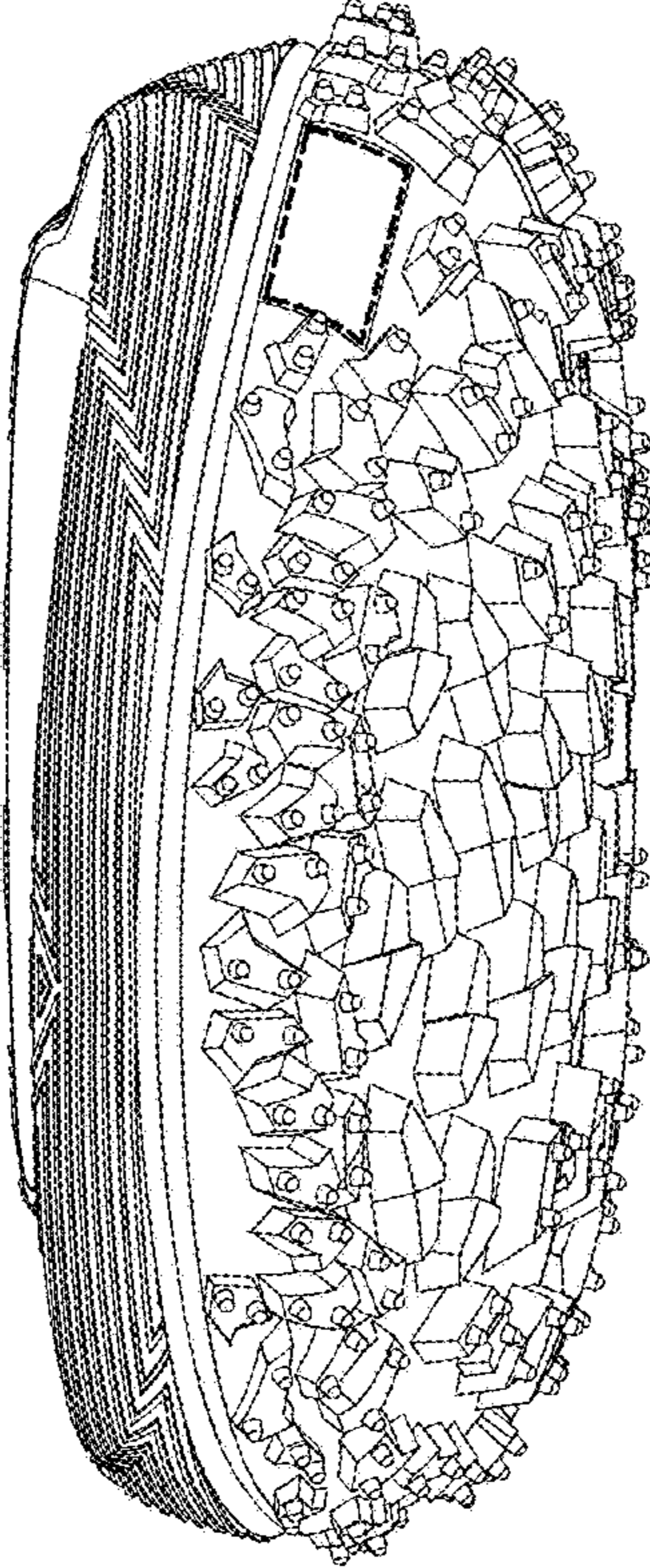


FIG.4

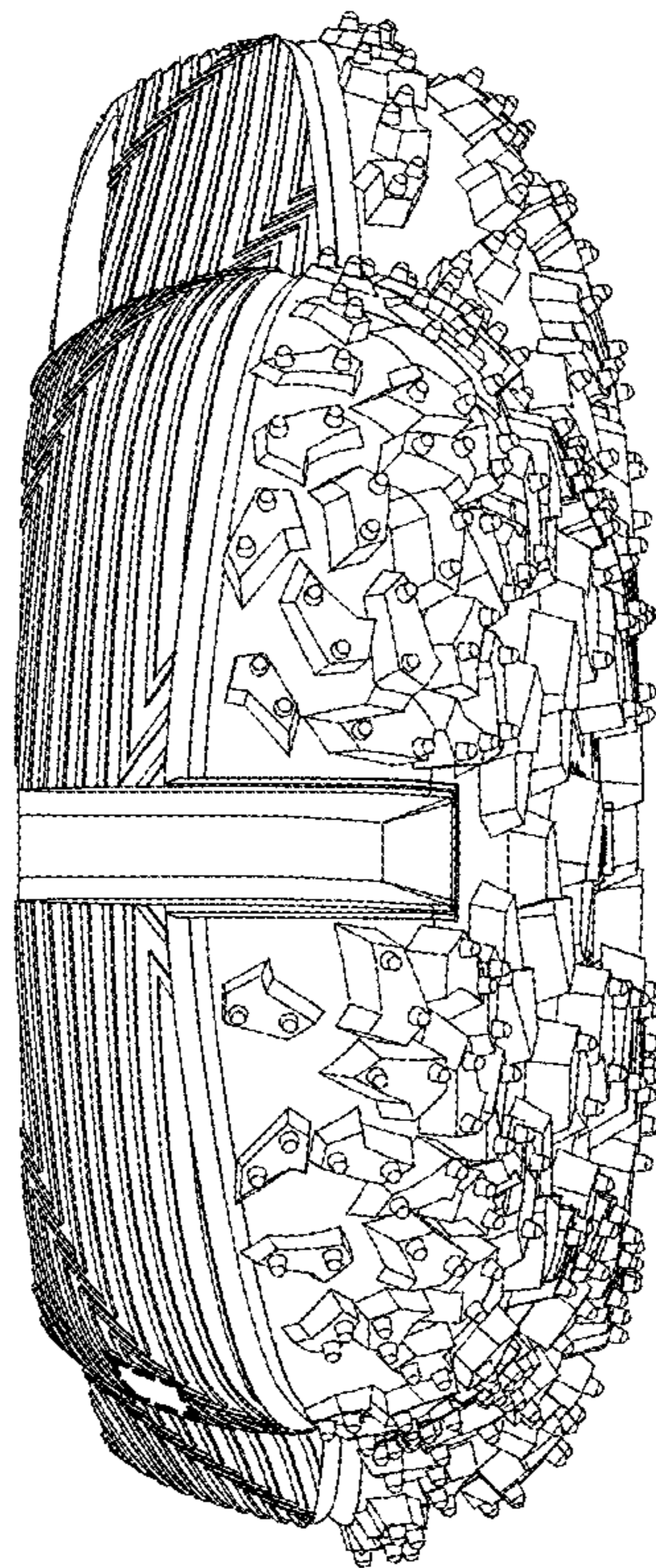


FIG.5

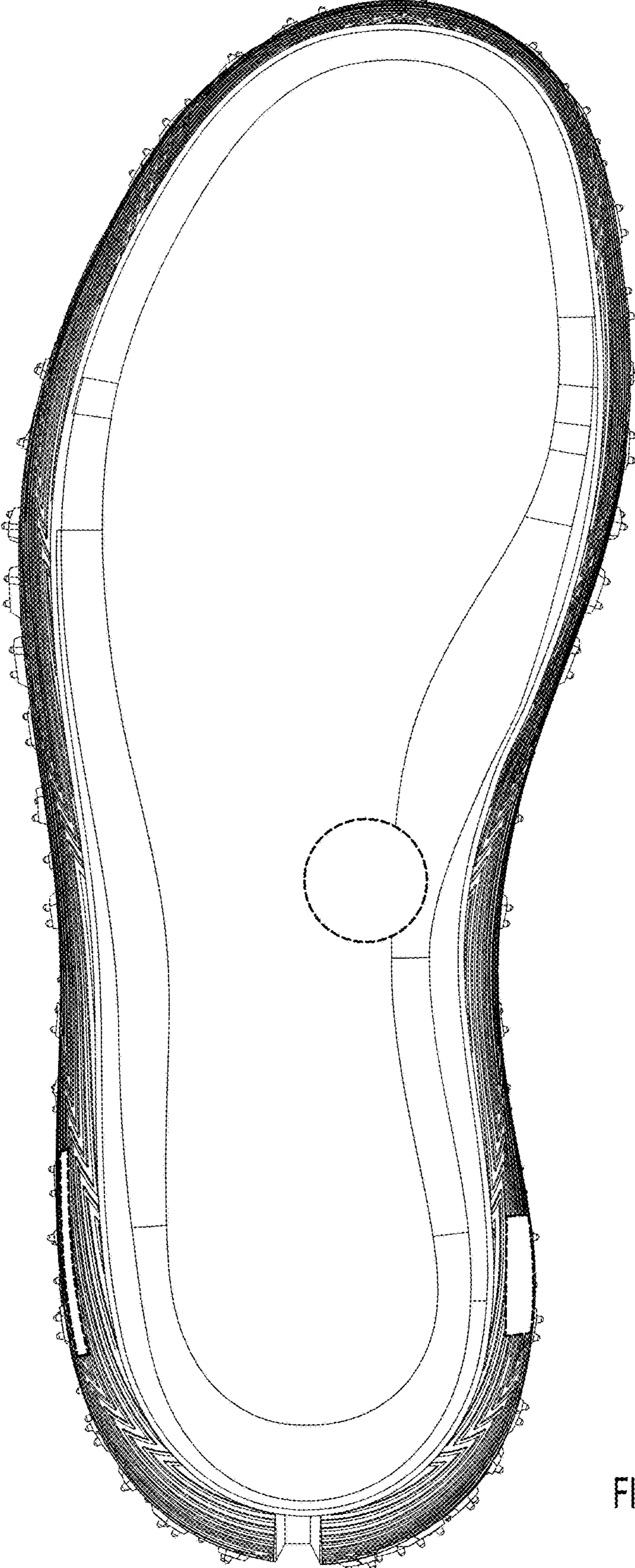


FIG.6



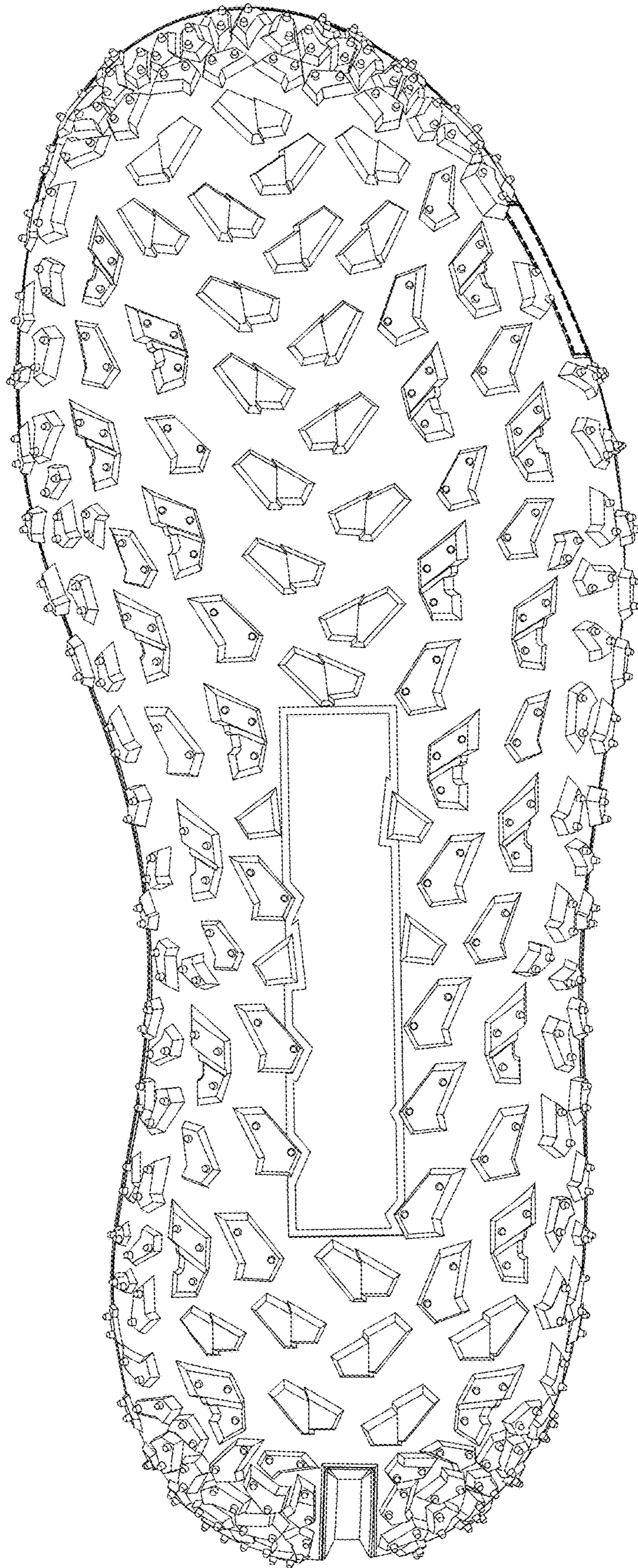


FIG.7

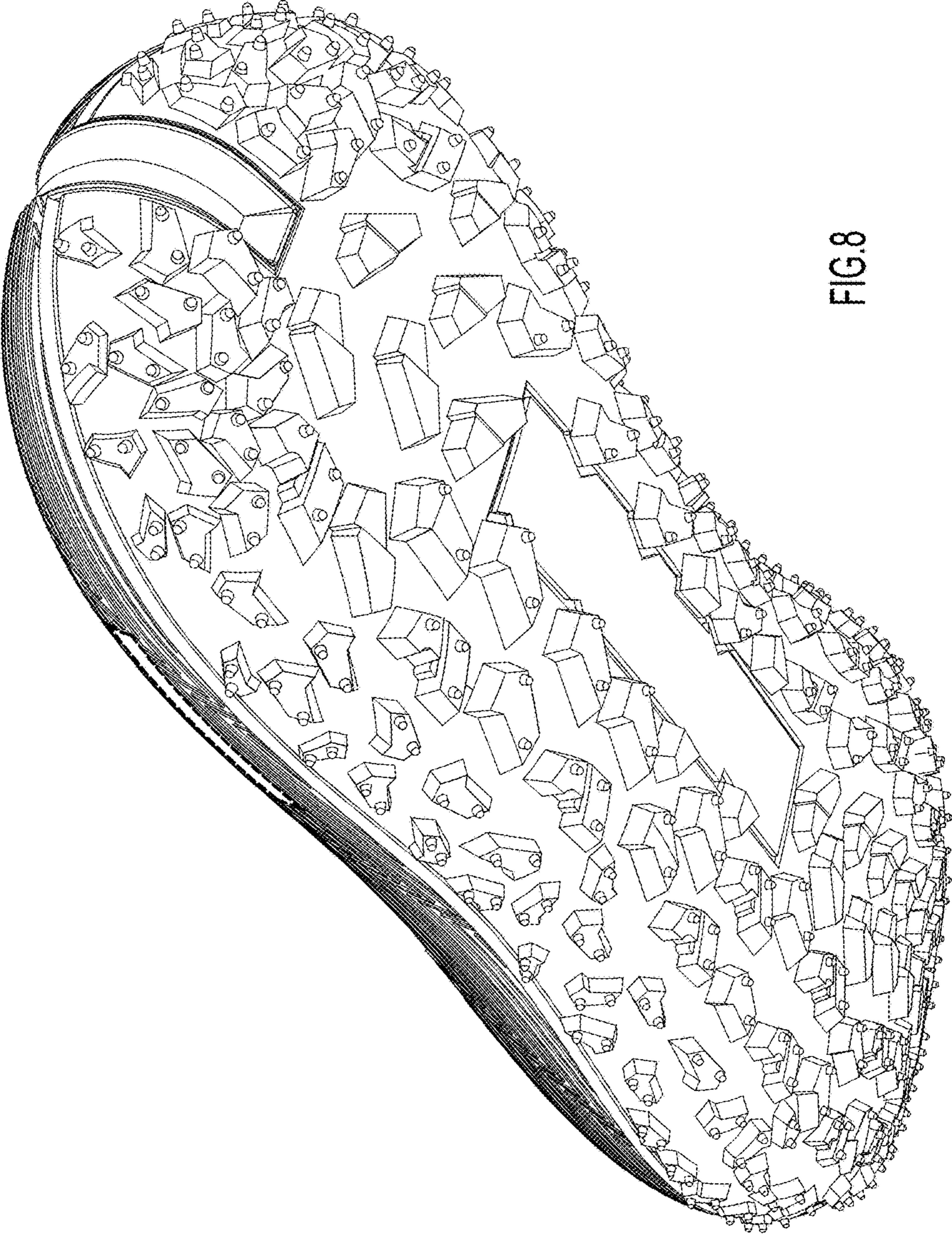


FIG. 8