



US00D840135S

(12) **United States Design Patent**
Dombrow

(10) **Patent No.:** **US D840,135 S**
(45) **Date of Patent:** **** Feb. 12, 2019**

- (54) **SOLE STRUCTURE FOR AN ARTICLE OF FOOTWEAR**
- (71) Applicant: **Under Armour, Inc.**, Baltimore, MD (US)
- (72) Inventor: **David Dombrow**, Baltimore, MD (US)
- (73) Assignee: **UNDER ARMOUR, INC.**, Baltimore, MD (US)
- (**) Term: **15 Years**
- (21) Appl. No.: **29/586,338**
- (22) Filed: **Dec. 2, 2016**

Related U.S. Application Data

- (62) Division of application No. 29/516,448, filed on Feb. 2, 2015, now Pat. No. Des. 791,452.
- (51) **LOC (11) Cl.** **02-04**
- (52) **U.S. Cl.**
USPC **D2/947**
- (58) **Field of Classification Search**
USPC D2/902, 906, 908, 916, 918, 925, D2/946-962, 977; 36/3 B, 22 R, 24.5, 36/25 R, 28, 32 R, 34 R, 59 C, 67 A, 103
CPC A43B 13/00; A43B 13/02; A43B 13/023; A43B 13/026; A43B 13/04; A43B 13/08; A43B 13/10; A43B 13/12; A43B 13/14; A43B 13/141; A43B 13/143; A43B 13/16; A43B 13/18; A43B 13/181; A43B 13/187; A43B 13/189; A43B 13/20; A43B 13/22; A43B 13/223; A43B 13/24; A43B 13/28; A43B 13/30; A43B 13/32; A43B 13/34; A43B 13/36
See application file for complete search history.

(56) **References Cited**

U.S. PATENT DOCUMENTS

- 1,523,956 A 1/1925 Grosjean
- D353,709 S 12/1994 Mitsui

- D388,241 S 12/1997 Merceron
- D398,743 S 9/1998 Rask
- D588,793 S 3/2009 Dillenbeck
- D594,191 S 6/2009 Banik
- D607,634 S 1/2010 Andersen
- D643,603 S 8/2011 Teteriatnikov

(Continued)

Primary Examiner — T Chase Nelson

(74) *Attorney, Agent, or Firm* — Edell, Shapiro & Finnan, LLC

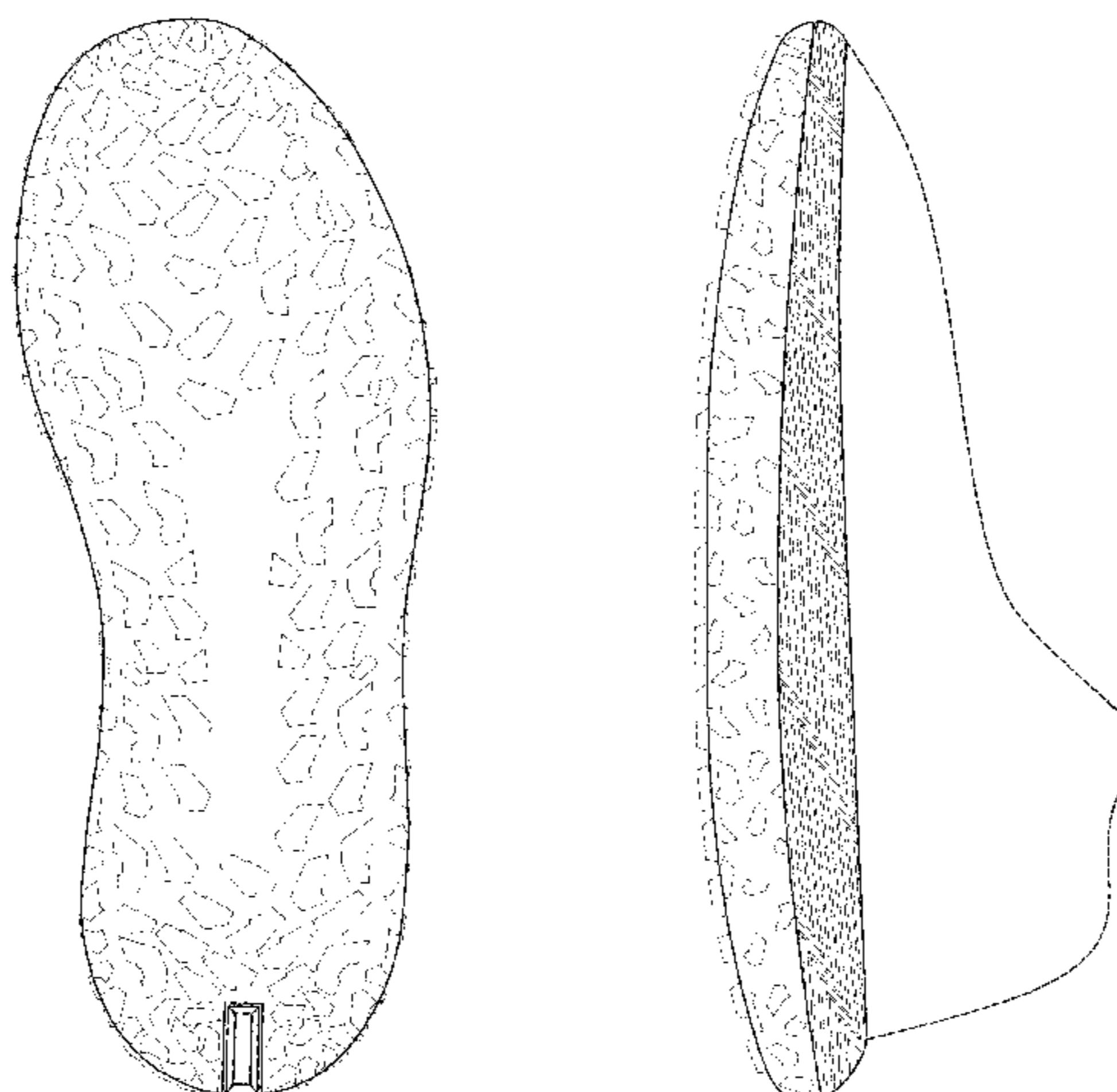
(57) **CLAIM**

The ornamental design for a sole structure for an article of footwear, as shown and described.

DESCRIPTION

FIG. 1 is a bottom view in plan of an embodiment of a sole structure for an article of footwear showing my new design; FIG. 2 is a top view in plan of the sole structure of FIG. 1; FIG. 3 is medial side view in elevation of the sole structure of FIG. 1; FIG. 4 is a lateral side view in elevation of the sole structure of FIG. 1; FIG. 5 is a front view of the sole structure of FIG. 1; and, FIG. 6 is a rear view of the sole structure of FIG. 1. The above figures illustrate a first embodiment of the sole structure for an article of footwear, which is for a left foot. The corresponding figures for a second embodiment of the sole structure for an article of footwear for a right footed sole structure are mirror images of the first embodiment of the sole structure. Accordingly, the figures pertaining to the right footed embodiment of the sole structure for an article of footwear have been omitted. The broken lines and surfaces they enclose depict portions of the sole structure that form no part of the claimed design.

1 Claim, 5 Drawing Sheets



(56)

References Cited

U.S. PATENT DOCUMENTS

D680,308	S	4/2013	Hardman	
D686,401	S	7/2013	Portzline	
8,607,474	B2	12/2013	Sparks	
D702,023	S	4/2014	Jacobs	
D714,035	S	9/2014	O'Connor	
D717,029	S	11/2014	Young	
D717,034	S	11/2014	Bramani	
D728,206	S	5/2015	Payne	
D731,766	S	6/2015	Ellis	
D740,007	S	10/2015	Lan	
D743,678	S	11/2015	Dombrow	
D746,563	S	1/2016	Dombrow	
D756,620	S	5/2016	Boys	
D768,968	S *	10/2016	Howe	D2/947
D790,173	S *	6/2017	Raasch	D2/947
D791,453	S *	7/2017	McMillan	D2/947
D792,688	S *	7/2017	Seo	D2/951
D796,168	S *	9/2017	Shyllon	D2/947
D796,170	S *	9/2017	Raysse	D2/947
D798,560	S *	10/2017	Galway	D2/953
D799,183	S *	10/2017	Weeks	D2/947
D808,139	S *	1/2018	Martin	D2/957
D809,755	S *	2/2018	Stayseng	D2/947
2004/0230151	A1	11/2004	Chen	
2013/0104423	A1	5/2013	Hatfield	
2015/0173456	A1	6/2015	Rushbrook	
2016/0174659	A1	6/2016	Lubart	
2016/0198793	A1	7/2016	Dombrow	
2016/0302520	A1	10/2016	Cross et al.	
2017/0341325	A1	11/2017	Le et al.	

* cited by examiner

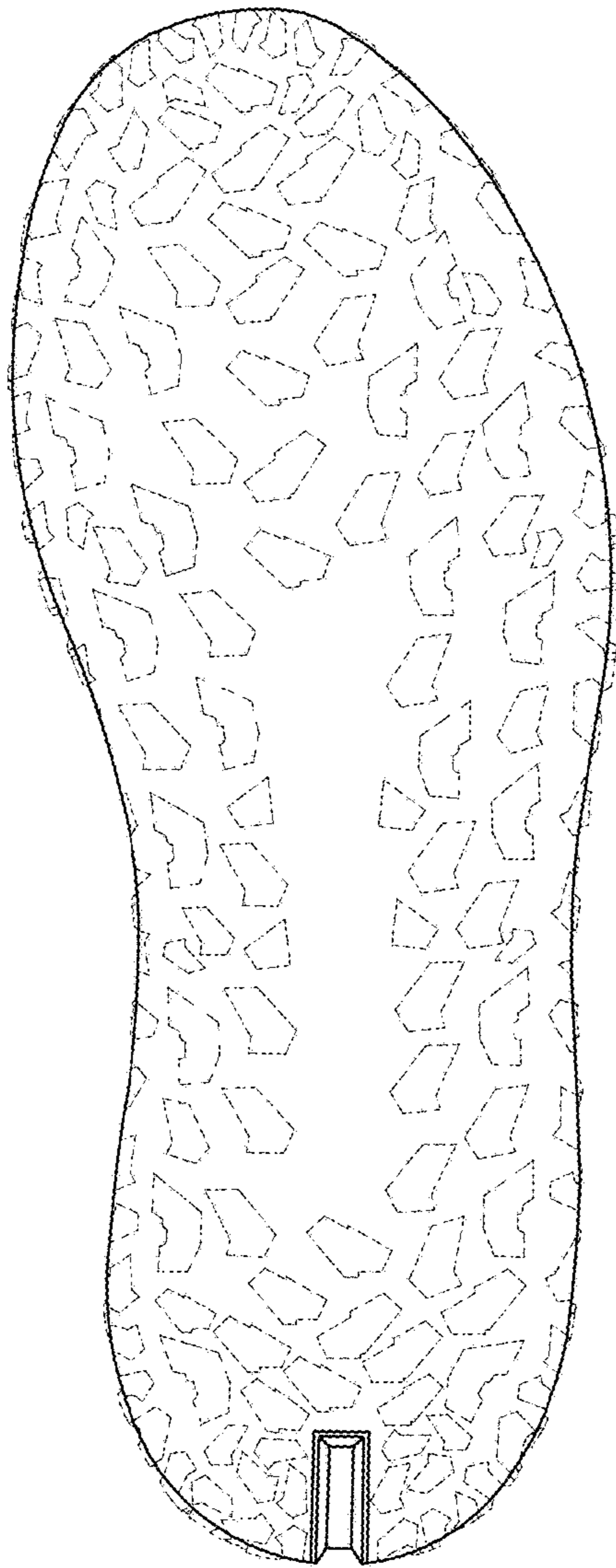


FIG.1

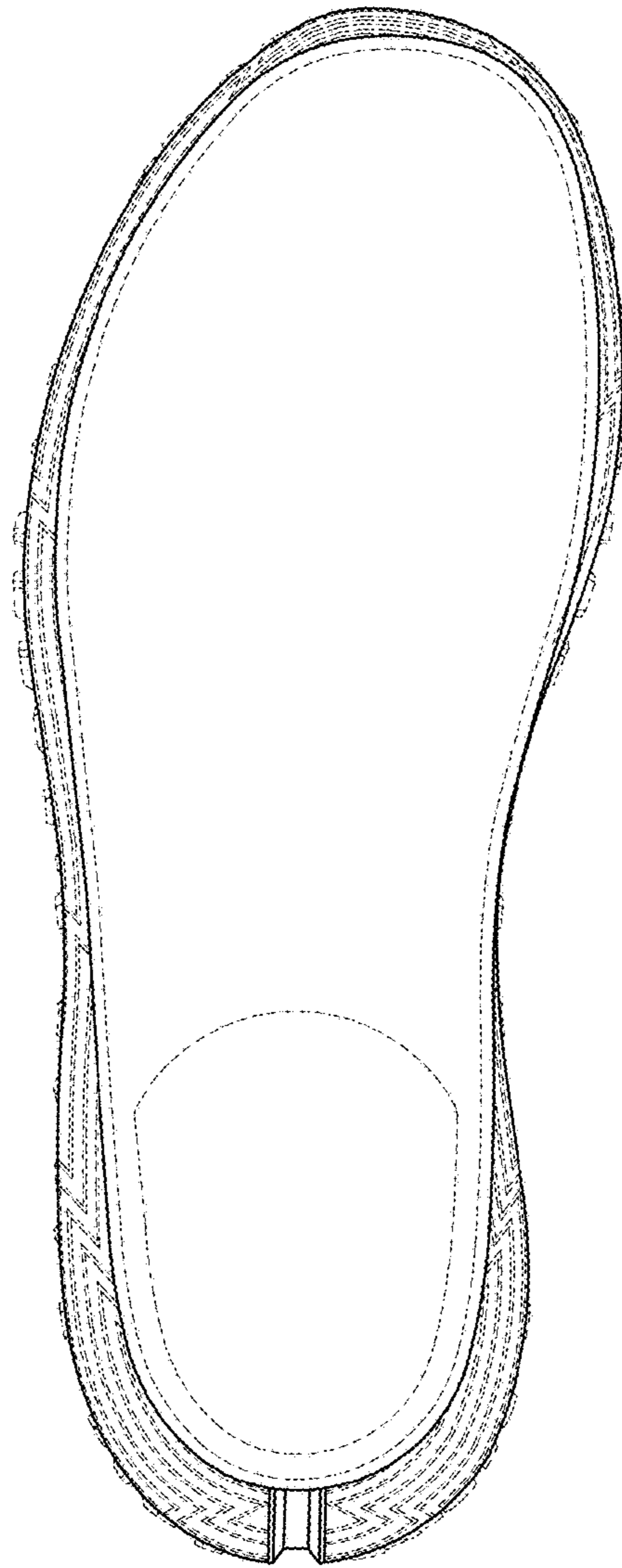


FIG. 2

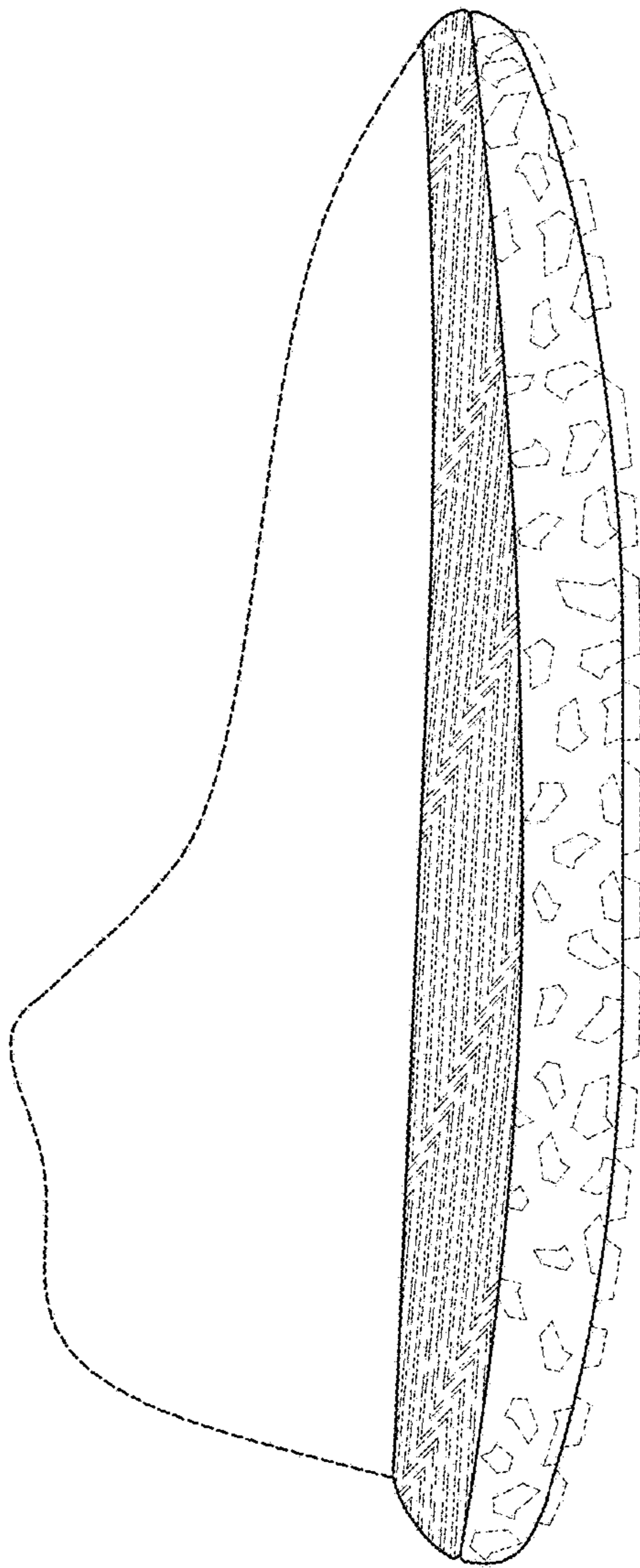


FIG.3

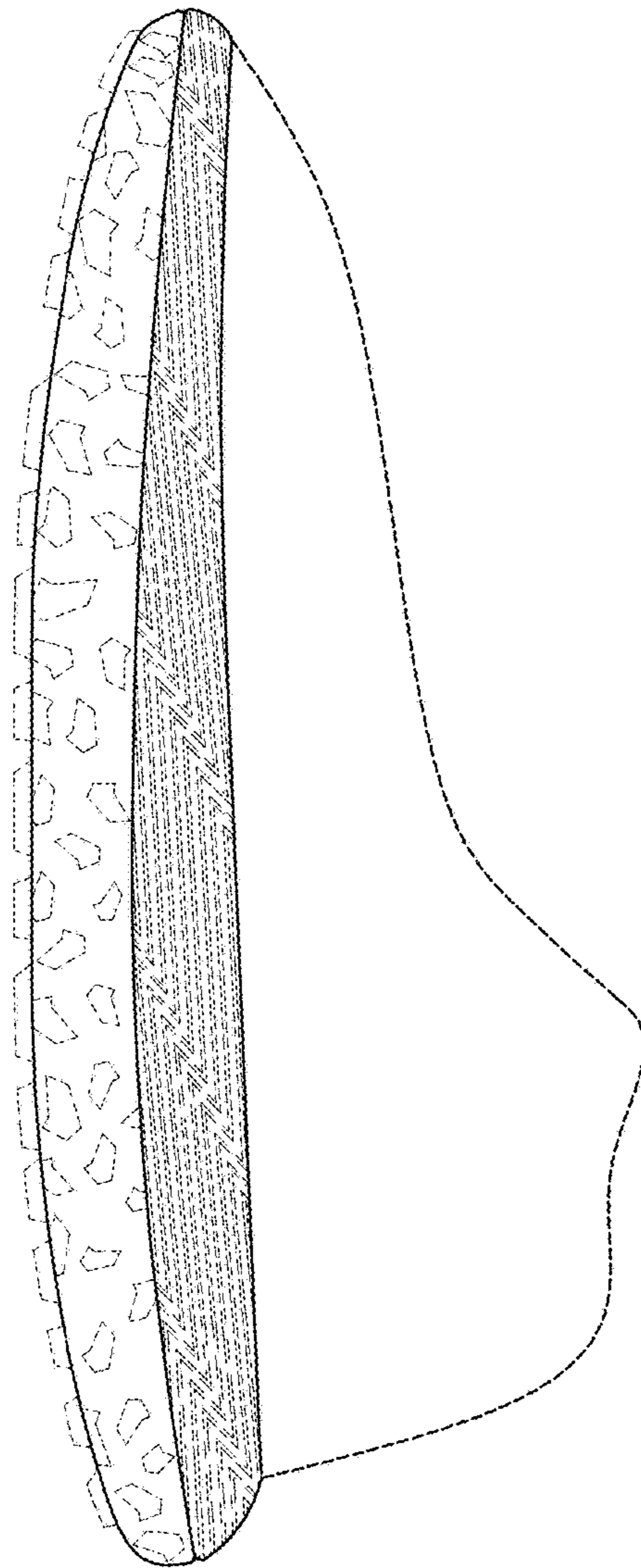


FIG.4

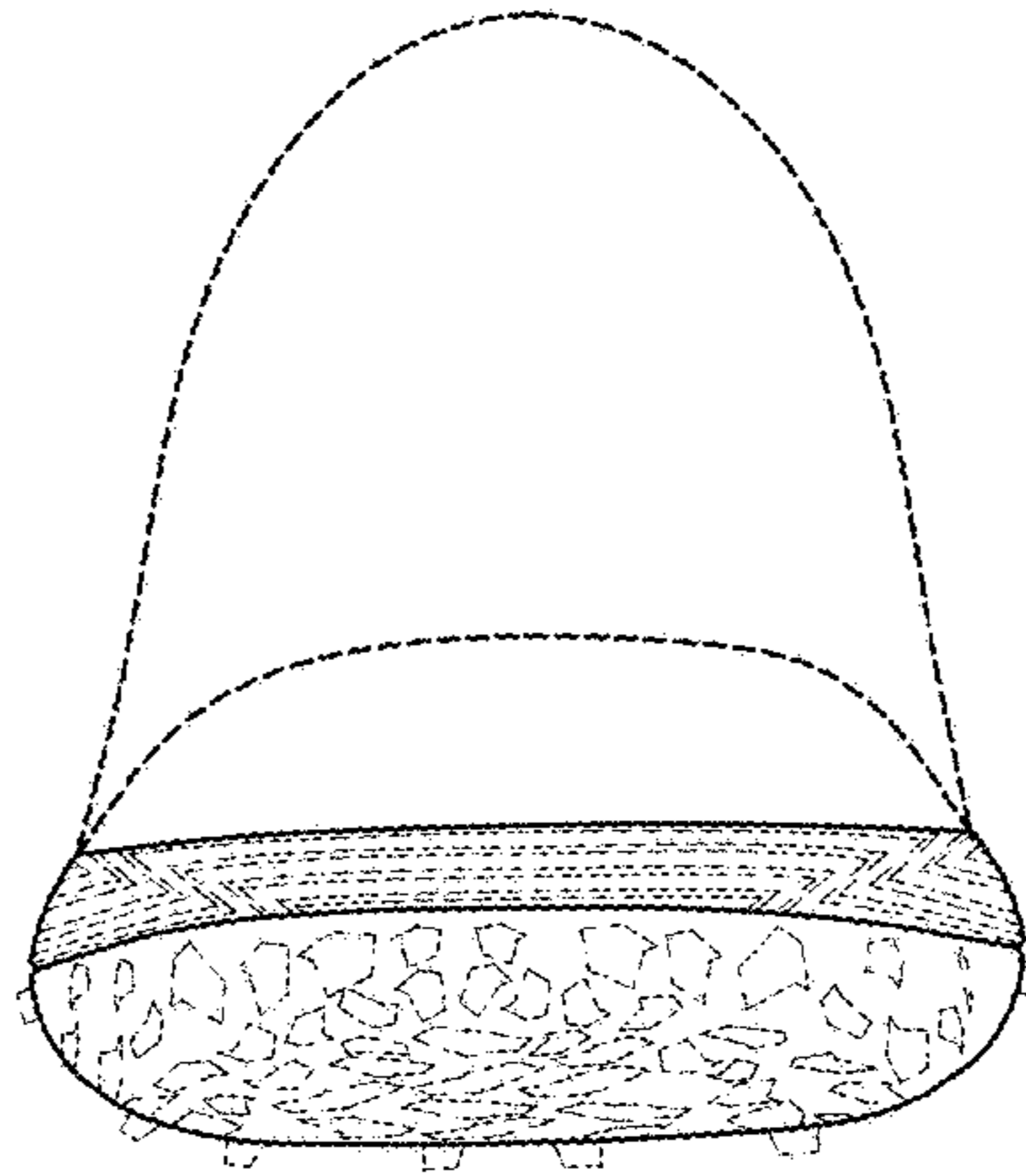


FIG.5

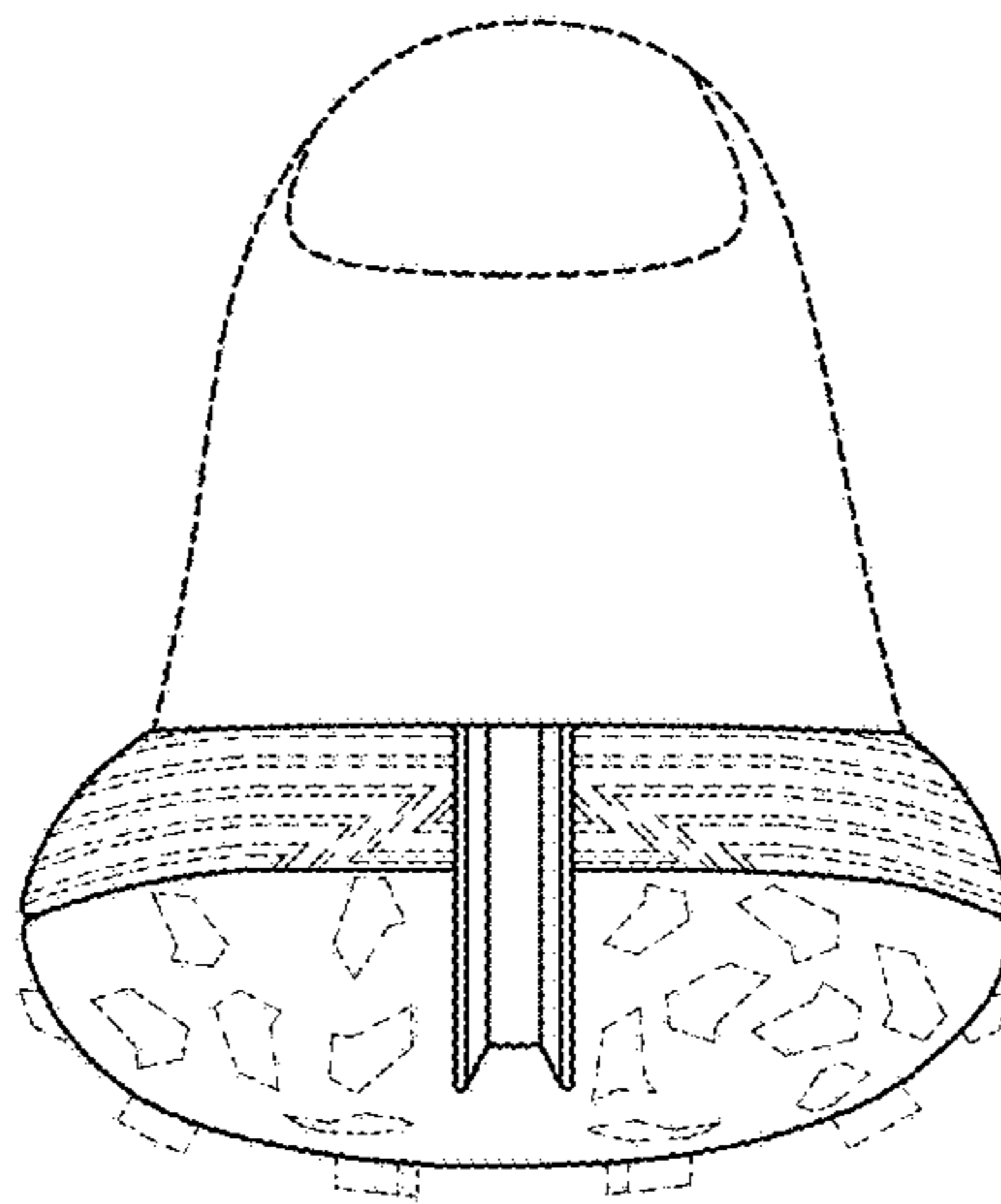


FIG.6