



US00D840122S

(12) **United States Design Patent** (10) **Patent No.:** **US D840,122 S**
Beyda et al. (45) **Date of Patent:** **** Feb. 5, 2019**

(54) **DRY MOP PAD**
(71) Applicant: **TOWN & COUNTRY LINEN CORP.**, New York, NY (US)
(72) Inventors: **Jeffrey Beyda**, New York, NY (US); **Gina Barnaba**, New York, NY (US)
(73) Assignee: **TOWN & COUNTRY LINEN CORP.**, New York, NY (US)
(**) Term: **15 Years**
(21) Appl. No.: **29/603,262**
(22) Filed: **May 8, 2017**
(51) **LOC (11) Cl.** **07-05**
(52) **U.S. Cl.**
USPC **D32/40**
(58) **Field of Classification Search**
USPC D32/40, 42-43, 49-52
CPC B24D 15/00; B24D 15/04; A01K 61/00;
A47L 13/10; A47L 13/16-13/20; B08B
1/00; E04H 4/00; A46B 7/04; A46B
13/02; A46B 7/00
See application file for complete search history.

(56) **References Cited**
U.S. PATENT DOCUMENTS
144,674 A * 11/1873 Horton A47L 13/16
15/209.1
769,541 A * 9/1904 Greeder A47L 13/16
106/270
5,591,507 A * 1/1997 Jones A47L 13/16
15/114
D398,724 S * 9/1998 Kohlruss D32/40
D457,994 S * 5/2002 Gomez D32/40
7,232,364 B2 * 6/2007 Hibbard A47L 13/17
15/104.93
D551,408 S * 9/2007 Pung D32/40
D560,868 S * 1/2008 So D32/40

D612,118 S * 3/2010 Williams D32/41
D618,410 S * 6/2010 Libman D32/40
D634,905 S * 3/2011 Adams D32/40
D636,136 S * 4/2011 Hoyle D32/40
D649,311 S * 11/2011 Colangelo D32/40
D650,540 S * 12/2011 Fiumefreddo D32/50
D670,470 S * 11/2012 Simmons D32/50
D717,009 S * 11/2014 Layevsky D32/40
D792,042 S * 7/2017 Parsons D32/40
D807,605 S * 1/2018 Kim D32/40
(Continued)

FOREIGN PATENT DOCUMENTS

WO WO D091192-001 * 11/2016

OTHER PUBLICATIONS

Amazon.com: 2 Pack 24" Microfiber Wet Mop Refill Pads, oldest review Jul. 15, 2013, <https://www.amazon.com/Pack-Microfiber-Refill-Pads-Frames/dp/B0009RURZC?th=1>, site visited Feb. 1, 2018.*

(Continued)

Primary Examiner — John Windmuller
Assistant Examiner — John R Yeh
(74) *Attorney, Agent, or Firm* — Leason Ellis LLP


(57) **CLAIM**

The ornamental design for a dry mop pad, as shown and described.

DESCRIPTION

FIG. 1 is a bottom plan view of a dry mop pad showing our new design;
FIG. 2 is a top plan view thereof;
FIG. 3 is a front elevation view thereof, the rear elevation view being a mirror image thereof; and,
FIG. 4 is a left side elevation view thereof.
The broken lines represent unclaimed subject matter and form no part of the claimed design.

1 Claim, 4 Drawing Sheets



(56)

References Cited

U.S. PATENT DOCUMENTS

2002/0065012 A1* 5/2002 Takabayashi A47L 13/16
442/381
2005/0246851 A1* 11/2005 Cline A47L 13/20
15/228
2007/0141299 A1* 6/2007 Hong A47L 13/16
428/97
2008/0083080 A1* 4/2008 Shen A47L 13/20
15/228
2017/0150864 A1* 6/2017 Blom A47L 13/16

OTHER PUBLICATIONS

18 Microfiber Mop Pad | Microfiber Cleaning Mop, review 2012,
<https://www.microfiberwholesale.com/18-Microfiber-Wet-Mop-Pad.html>, site visited Feb. 1, 2018.*

* cited by examiner




Fig. 1




Fig. 2



Fig. 3

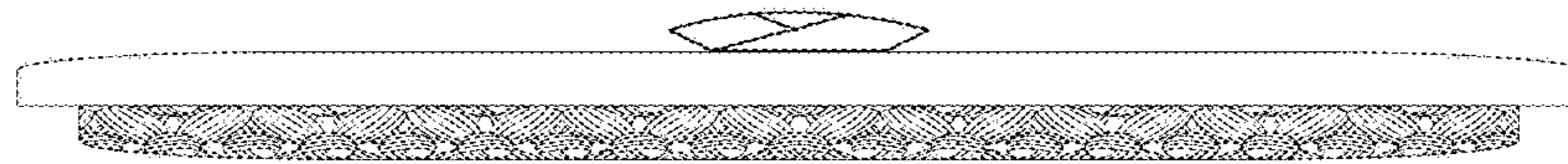


Fig. 4