



(12) **United States Design Patent**
Laaly

(10) **Patent No.:** **US D840,105 S**
(45) **Date of Patent:** **** Feb. 5, 2019**

- (54) **FRENCH MANICURE APPLICATOR**
- (71) Applicant: **Noushin Laaly**, Los Angeles, CA (US)
- (72) Inventor: **Noushin Laaly**, Los Angeles, CA (US)
- (**) Term: **15 Years**
- (21) Appl. No.: **29/563,433**
- (22) Filed: **May 4, 2016**

D293,828 S * 1/1988 Proctor D28/7
 D328,652 S * 8/1992 Lunderman D28/57
 5,996,591 A * 12/1999 Landa A45D 34/042
 132/200

Related U.S. Application Data

- (63) Continuation-in-part of application No. 15/014,948, filed on Feb. 3, 2016, which is a continuation-in-part of application No. 14/295,182, filed on Jun. 3, 2014, which is a continuation-in-part of application No. 12/905,539, filed on Oct. 15, 2010.
- (51) **LOC (11) Cl.** **28-03**
- (52) **U.S. Cl.**
USPC **D28/57; D28/7**
- (58) **Field of Classification Search**
USPC D28/7, 8; D24/119; D19/181, 182
CPC A45D 34/00; A45D 34/042; A45D 34/043;
A45D 34/045; A45D 34/046; A45D
34/047; A45D 34/06; A45D 40/20
See application file for complete search history.

(56) **References Cited**

U.S. PATENT DOCUMENTS

D291,373 S * 8/1987 Korper D19/117
 D291,374 S * 8/1987 Korper D19/117

FOREIGN PATENT DOCUMENTS

WO WO2012050632 4/2012

* cited by examiner

Primary Examiner — Zenia I Bennett

(74) *Attorney, Agent, or Firm* — Payam Moradian

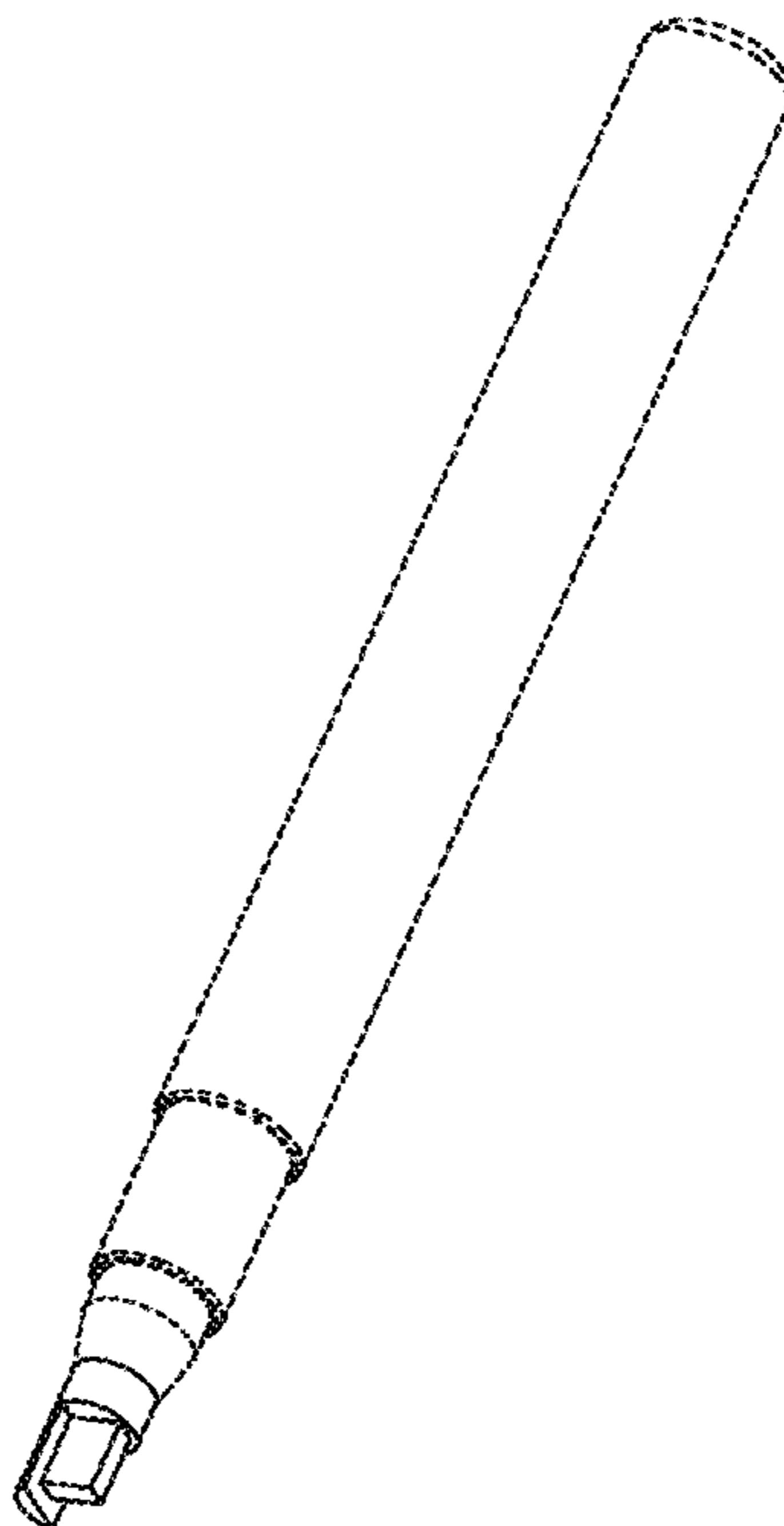
(57) **CLAIM**

I claim the ornamental design for a French manicure applicator, as shown and described.

DESCRIPTION

FIG. 1 is a front, side perspective view of a French manicure applicator straight side guided felt tip;
 FIG. 2 is a rear, side perspective view thereof;
 FIG. 3 is a left side elevational view thereof;
 FIG. 4 is a front view thereof;
 FIG. 5 is a rear view thereof;
 FIG. 6 is a right side elevational view thereof;
 FIG. 7 is a top view thereof; and,
 FIG. 8 is a bottom view thereof.
 The broken lines are for the purpose of illustrating environment and form no part of the claimed design.

1 Claim, 2 Drawing Sheets



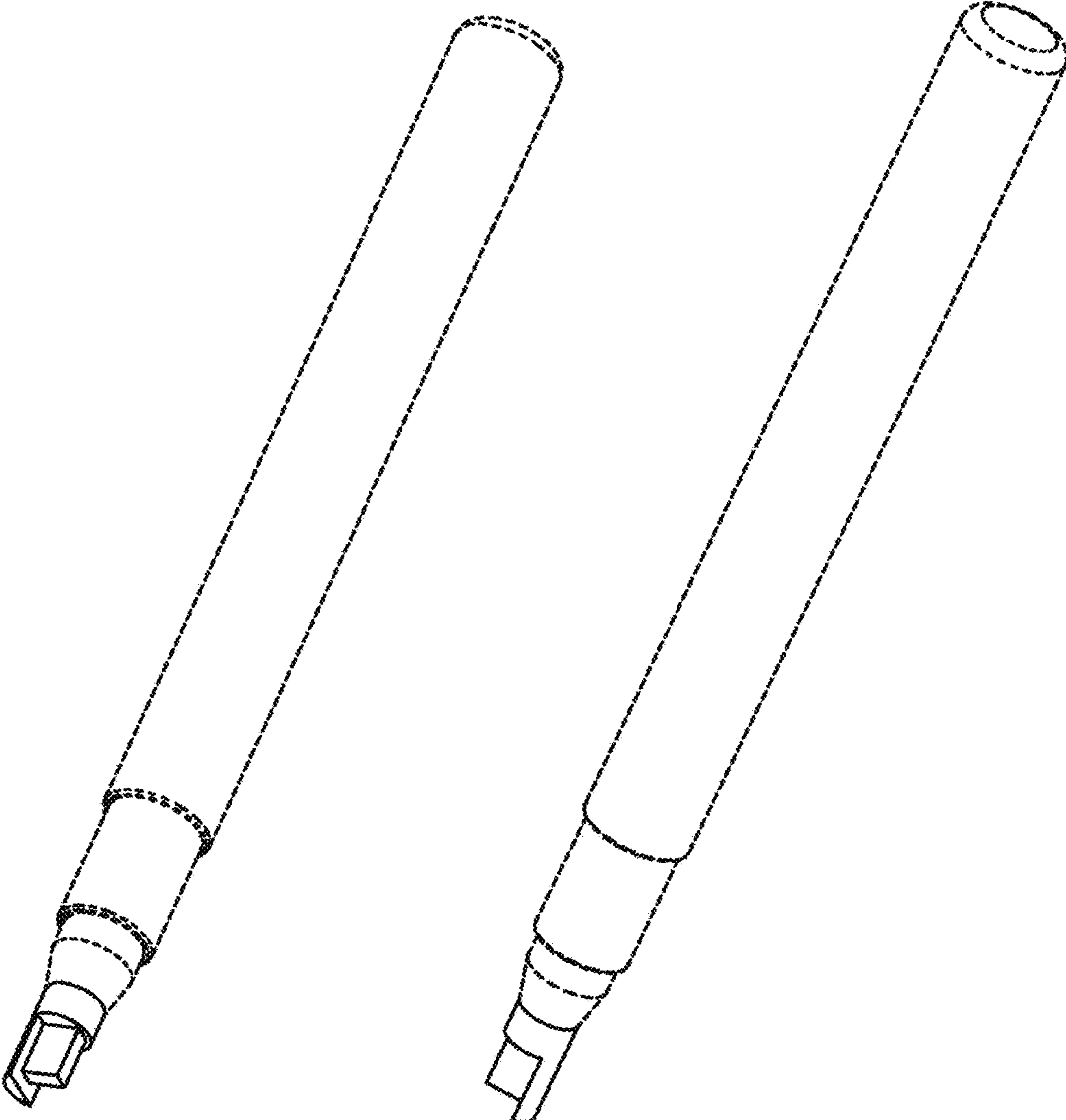


FIG. 1

FIG. 2

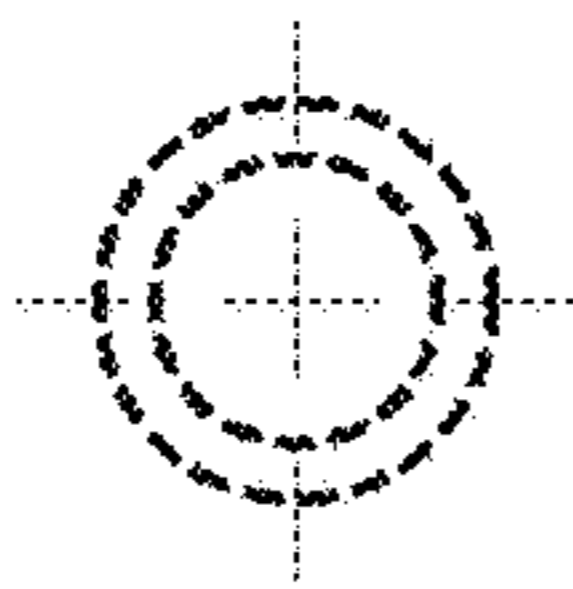


FIG. 7




FIG. 5




FIG. 3




FIG. 4




FIG. 6

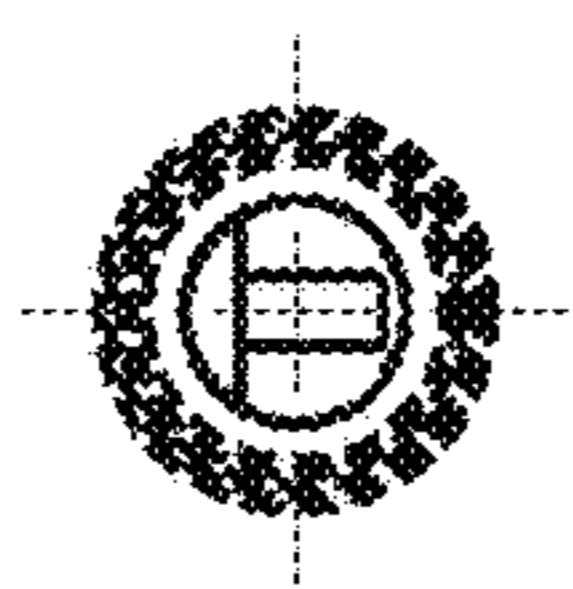


FIG. 8