



US00D840052S

(12) **United States Design Patent** (10) **Patent No.:** **US D840,052 S**  
**Fawdington et al.** (45) **Date of Patent:** **\*\* Feb. 5, 2019**

(54) **OUTER TRAY FOR SYRINGES AND AMPOULES**

(71) Applicant: **Uvamed Inc.**, Davenport, FL (US)

(72) Inventors: **Keith Fawdington**, Loughborough (GB); **Shashi Gupta**, Loughborough (GB)

(73) Assignee: **Uvamed Inc.**, Davenport, FL (US)

(\*\*) Term: **15 Years**

(21) Appl. No.: **29/624,810**

(22) Filed: **Nov. 3, 2017**

**Related U.S. Application Data**

(62) Division of application No. 29/529,109, filed on Jun. 3, 2015, now Pat. No. Des. 802,159.

(30) **Foreign Application Priority Data**

Dec. 3, 2014 (EM) ..... 002589960

(51) **LOC (11) Cl.** ..... **24-02**

(52) **U.S. Cl.**  
USPC ..... **D24/227**

(58) **Field of Classification Search**  
USPC ..... D24/107, 216, 227, 121, 123, 224;  
D7/601, 354, 363; 220/912; 206/557,  
206/528  
CPC ..... B65D 1/34; A47J 36/022; A61M 5/008  
See application file for complete search history.

(56) **References Cited**

**U.S. PATENT DOCUMENTS**

4,508,768 A 4/1985 Komely et al.  
4,717,038 A 1/1988 Anders  
4,753,345 A 6/1988 Goodsir et al.  
D387,874 S 12/1997 Vila

6,097,017 A \* 8/2000 Pickford ..... B65D 1/34  
219/725  
D638,137 S 5/2011 Gross et al.  
D653,496 S \* 2/2012 Henry ..... D7/354  
D663,570 S 7/2012 Sarnoff et al.  
D677,514 S 3/2013 Sarnoff et al.  
D701,617 S \* 3/2014 Tsukiji ..... D24/227  
D706,073 S \* 6/2014 Beauregard ..... D7/354  
D706,447 S 6/2014 Brossette et al.  
8,741,443 B2 6/2014 Hilbish  
D718,468 S 11/2014 So et al.  
8,887,943 B1 11/2014 Miller  
D729,403 S 5/2015 Hage et al.  
D732,187 S 6/2015 Houkal et al.

(Continued)

*Primary Examiner* — Susan Bennett Hattan

*Assistant Examiner* — Rebecca Tsehaye

(74) *Attorney, Agent, or Firm* — Hoffmann & Baron, LLP


(57) **CLAIM**

The ornamental design for the outer tray for syringes and ampoules, as shown and described.

**DESCRIPTION**

The patent or application file contains at least one drawing executed in color. Copies of this patent or patent application publication with color drawing(s) will be provided by the Office upon request and payment of the necessary fee.  
FIG. 1 is a front elevational view of an outer tray for syringes and ampoules;  
FIG. 2 is a left side elevational view of the outer tray shown in FIG. 1;  
FIG. 3 is a right side elevational view of the outer tray shown in FIG. 1;  
FIG. 4 is top plan view of the outer tray shown in FIG. 1, which includes color bands; and,  
FIG. 5 is a bottom plan view of the outer tray shown in FIG. 1.

**1 Claim, 5 Drawing Sheets**  
**(1 of 5 Drawing Sheet(s) Filed in Color)**



(56)

**References Cited**

U.S. PATENT DOCUMENTS

D757,484 S \* 5/2016 Brown ..... D7/354  
D767,783 S 9/2016 McClelland  
D786,448 S \* 5/2017 Ohsaka ..... D24/224  
D802,159 S \* 11/2017 Fawdington ..... D24/227  
D809,848 S \* 2/2018 Mirchandani ..... D7/354  
D812,413 S \* 3/2018 Mirchandani ..... D7/354  
D820,629 S \* 6/2018 Lum ..... D7/354  
2009/0321297 A1 \* 12/2009 Sundblad ..... B65D 1/34  
206/563  
2011/0061995 A1 \* 3/2011 Huff ..... B65G 47/52  
198/463.3  
2011/0186472 A1 \* 8/2011 Yoshizawa ..... H01L 21/673  
206/557  
2011/0210033 A1 \* 9/2011 Chhay ..... B65D 21/0222  
206/505  
2012/0187020 A1 \* 7/2012 Gosselink ..... B65D 25/54  
206/557  
2015/0151870 A1 \* 6/2015 Shin ..... B65D 1/34  
206/557

\* cited by examiner




FIG. 1




FIG. 2




FIG. 3




FIG. 4




FIG. 5