



US00D840026S

(12) **United States Design Patent** (10) **Patent No.:** **US D840,026 S**
Candy (45) **Date of Patent:** **** Feb. 5, 2019**

(54) **PADDED LINER**
(71) Applicant: **William Candy**, Middletown, DE (US)
(72) Inventor: **William Candy**, Middletown, DE (US)
(73) Assignee: **AquaCast Liner LLC**, Newark, DE (US)
(**) Term: **15 Years**
(21) Appl. No.: **29/605,041**

D720,066 S * 12/2014 Cardin D24/125
D726,326 S * 4/2015 Schrammel D24/189
D737,434 S 8/2015 Miller
D745,143 S 12/2015 Coates
D766,429 S 9/2016 Goodwin
D804,043 S * 11/2017 Gildersleeve D24/189
9,820,897 B2 * 11/2017 Berry A61F 13/53752
D816,852 S * 5/2018 Deitch D24/189
2002/0082520 A1 6/2002 Vella
2012/0220975 A1 * 8/2012 Chan A61F 13/0206
604/384
2013/0110255 A1 * 5/2013 Picha A61L 27/04
623/23.74

(22) Filed: **May 23, 2017**
(51) **LOC (11) Cl.** **24-04**
(52) **U.S. Cl.**
USPC **D24/124**
(58) **Field of Classification Search**
USPC D24/124–126, 189, 190, 191, 192, 193,
D24/206; 604/347, 348, 354, 358–361,
604/378, 384, 385.01, 385.201, 385.22,
604/385.24, 385.25; D12/203;
D6/582–586, 592–594
CPC .. A61F 13/4704; A61F 13/535; A61F 13/539;
A61F 13/47; A61F 13/531
See application file for complete search history.

OTHER PUBLICATIONS

Labeled “Reference A”, “Hipster Liner”, this is a drawing of an article that was on sale/publicly disclosed more than one year before the filing date of the present application.

* cited by examiner

Primary Examiner — Cathron C Brooks
Assistant Examiner — Samantha Q. Lawrence
(74) *Attorney, Agent, or Firm* — Muskin and Farmer LLC

(56) **References Cited**

U.S. PATENT DOCUMENTS

6,743,325 B1 * 6/2004 Taylor A41D 13/0156
156/265
D544,599 S 6/2007 Sasaki
D584,401 S * 1/2009 Francoeur D24/124
D589,611 S * 3/2009 Parker D24/124
D592,744 S 5/2009 Fiala
D648,252 S * 11/2011 Yang D12/203
D648,439 S * 11/2011 Greener D24/189
D679,004 S 3/2013 Norman
D693,922 S * 11/2013 Frias D24/126
D708,319 S 7/2014 Labit
D716,939 S 11/2014 Giloh

(57) **CLAIM**

The ornamental design for a padded liner, as shown and described.

DESCRIPTION

FIG. 1 is an orthographic view of a padded liner showing the new design.
FIG. 2 is a front view of the new design;
FIG. 3 is a left side view of the new design;
FIG. 4 is a rear view of the new design;
FIG. 5 is a right side view of the new design;
FIG. 6 is a top view of the new design; and,
FIG. 7 is a bottom view of the new design.

1 Claim, 4 Drawing Sheets

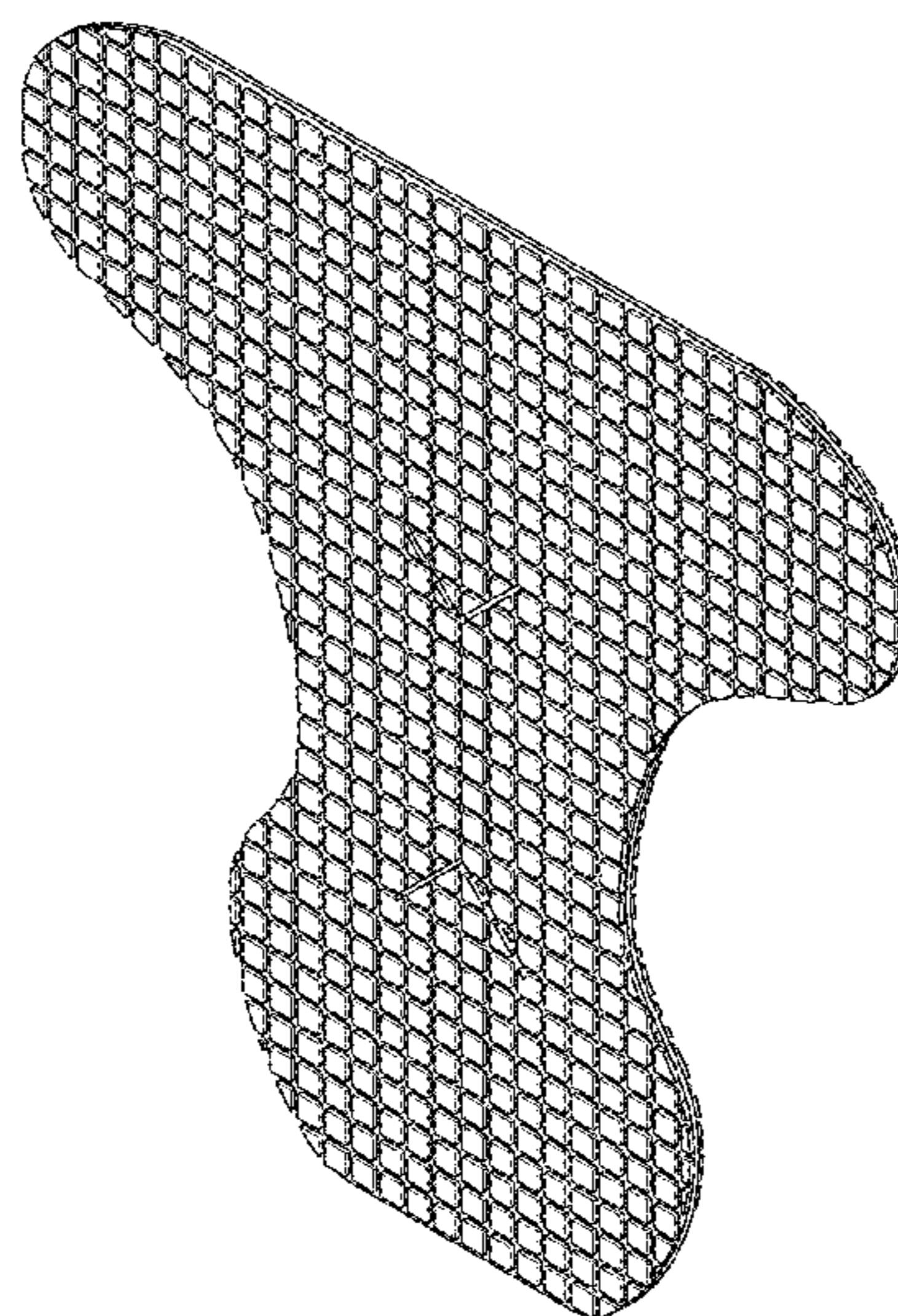


FIG. 1




FIG. 2

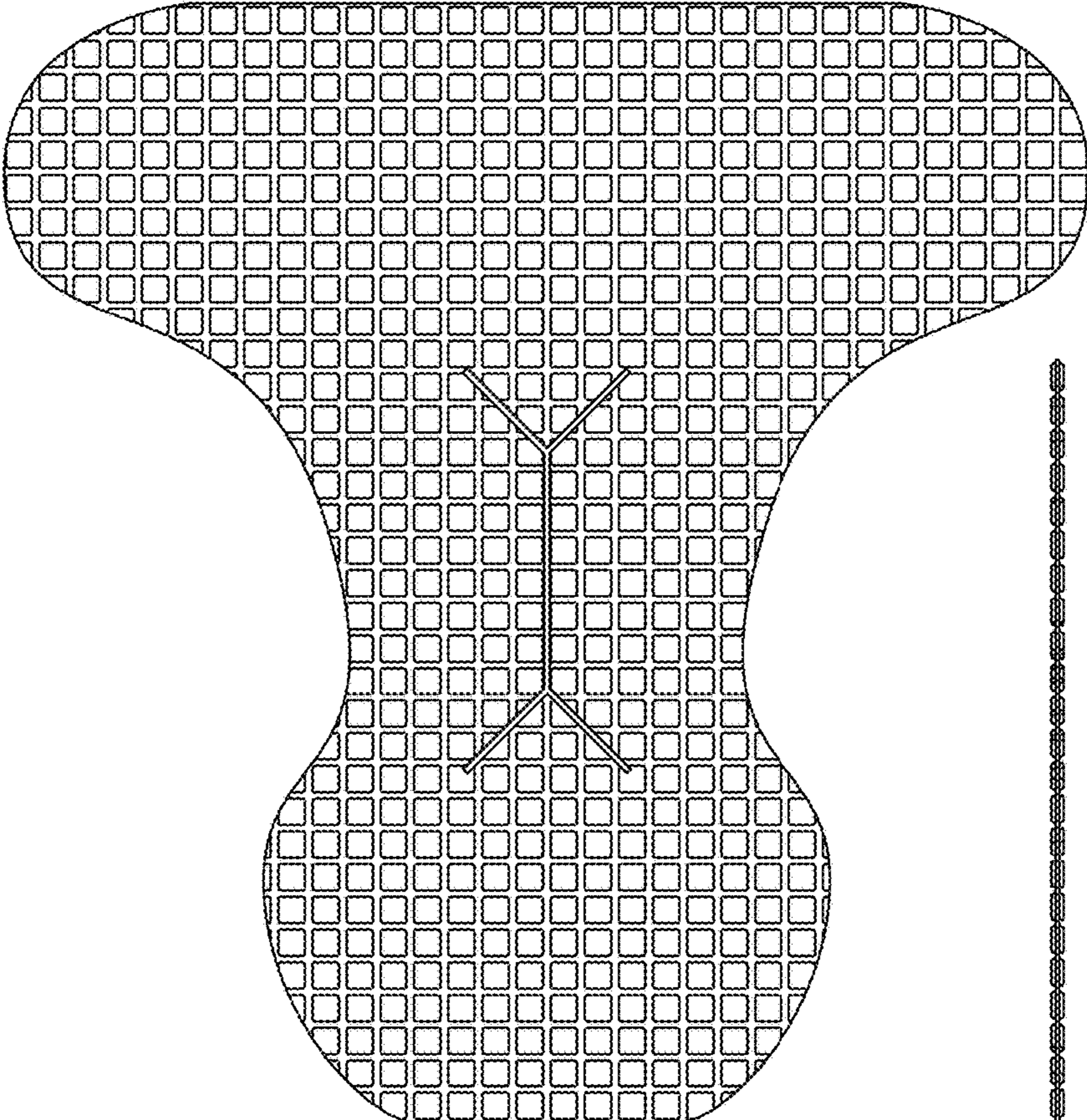


FIG. 3

FIG. 4

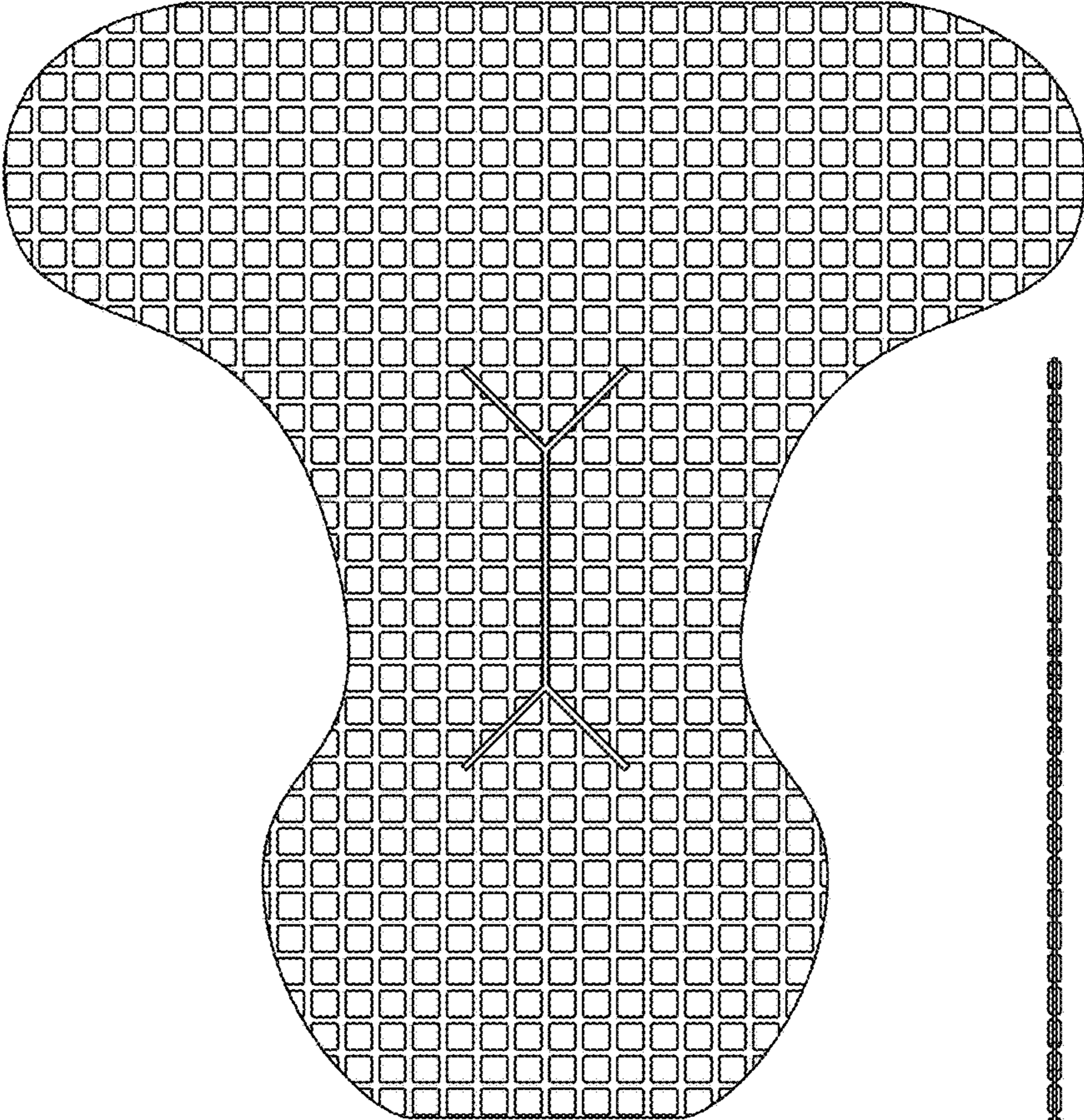


FIG. 5

FIG. 6




FIG. 7